

METROPOLITAN ATLANTA RAPID TRANSIT AUTHORITY

Fiscal Year 2010 MARTOC REPORT



August 31, 2010

The Honorable Jill Chambers
Chair, Metropolitan Atlanta Rapid Transit Overview Committee
614 Coverdell Legislative Office Building
18 Capitol Square
Atlanta, GA 30334

Dear Representative Chambers,

MARTA's annual Report to the Metropolitan Atlanta Rapid Transit Overview Committee (MARTOC), has been prepared for your consideration in accordance with the requirements established by Section 14A and 17G of the MARTA Act. This report contains information pertaining to the 2010 Fiscal Year, which covers the period from July 1, 2009 to June 30, 2010.

In the interest of clarity, we have added information to the employee salary, procurement and consultant contract sections of the report. Specifically, in the "Contracts of \$50,000 or more" and "Consultant Contracts" sections, we have added columns identifying the contract term, funding source and actual amount expended through June 30, 2010. Similarly, in the section listing employee salaries, we have included additional columns identifying items that were included in reaching the total compensation amount.

In FY 2010, given the unprecedented economic challenges facing the nation, our state and region, the Authority implemented a number of budget deficit reduction strategies including employee furloughs, increased employee contributions to healthcare, no annual merit, cost-of-living, wage or salary increases, a fare increase and modest bus and rail service reductions.

Despite our region and state's significant transportation challenges, MARTA continues to be the region's premiere transit provider. Because of that pivotal role, MARTA remains committed to providing key leadership and technical support for the important work being done to develop an expanded transit governance and funding plan for the greater Atlanta region.


As previously reported, MARTA utilized \$45 million in one-time, federal stimulus funding as well as \$32.05 million in reserves utilization due to these extraordinary economic times. In addition to these operating budget reductions, with few exceptions, MARTA has been forced to defer all but critical safety, security and essential state-of-good-repair capital projects.


While the passage of HB 277 temporarily lifts the 50/50 restriction on the use of sales tax revenues, MARTA's financial sustainability (and that of GRTA and other regional transit operators) will not be addressed until new, predictable and stable transit funding becomes a reality.

As required by the MARTA Act, verified copies of this report will be filed with MARTOC, the presiding officers of the State Senate and State House of Representatives, and the State Auditor, as well as the governing authorities of each county and the largest municipality in the area served by MARTA. It will be properly advertised, will be available at MARTA's principal office for public inspection, and will be posted on the Authority's website.

As Chair of the Board and General Manager/Chief Executive Officer of MARTA, we verify the contents of this report to be as accurate and complete as reasonably possible and in compliance with our understanding of the requirements of the above mentioned legislation. We have made every attempt to provide comprehensive information within this document. Should any additional information or clarification be required, please do not hesitate to contact us at 404/848-5313.

Sincerely,


Michael W. Tyler
Chair, Board of Directors



Beverly A. Scott, Ph.D.
General Manager/CEO

cc: Members, Metropolitan Atlanta Rapid Transit Overview Committee
Governor, State of Georgia
Lieutenant Governor, State of Georgia
Speaker, Georgia House of Representatives
Auditor, State of Georgia
Mayor, City of Atlanta
Members, Atlanta City Council
CEO, DeKalb County
Members, DeKalb County Board of Commissioners
Chair, Fulton County Board of Commissioners
Members, Fulton County Board of Commissioners

REPORT VERIFICATION

Personally appeared before me, the undersigned authority duly authorized to administer oaths, MR. MICHAEL W. TYLER, Chair, Board of Directors of the Metropolitan Atlanta Rapid Transit Authority, and BEVERLY A. SCOTT, PH.D., General Manager/Chief Executive Officer, each of whom on oath individually deposes and says that the information set forth in the foregoing attached statement submitted pursuant to the requirements of Section 14A and 17G of the MARTA Act, as amended, is true and correct to the best of their knowledge and belief.

As to MR. MICHAEL W. TYLER:



A handwritten signature in black ink, appearing to read 'M. W. Tyler', is written over a horizontal line.

Mr. Michael W. Tyler
Chair, Board of Directors
Metropolitan Atlanta Rapid Transit Authority

Sworn to and subscribed before me this
30th day of August, 2010.

Syrene L. Huff
Notary Public

As to BEVERLY A. SCOTT, Ph.D.:

Beverly A. Scott
Beverly A. Scott, Ph.D.
General Manager/CEO
Metropolitan Atlanta Rapid Transit Authority

Sworn to and subscribed before me this
30th day of August, 2010.

Syrene L. Huff
Notary Public

TYRENE L. HUFF
NOTARY PUBLIC, FULTON COUNTY, GEORGIA
MY COMMISSION EXPIRES APRIL 28, 2014

METROPOLITAN ATLANTA RAPID TRANSIT AUTHORITY

FINANCIAL STATEMENTS

OPERATING AND CAPITAL CONSOLIDATED FINANCIAL STATEMENT

This report reflects a consolidated summary of the Statement of Operating Revenues and Expenses and the Statement of Capital Sources and Expenditures. This report is unaudited. Please see the following page for details on the referenced statements.

STATEMENT OF OPERATING REVENUES AND EXPENSES

This report includes all revenue and expenses that are considered operating items per the MARTA ACT. This report does not include any year-end reclassifications or adjustments that are routine to any year-end close-out. In addition, this report does not include any possible recommended adjustments from the external auditors; it is unaudited. This report is not meant to serve as MARTA's official financial statements. MARTA financial statements are prepared in accordance to Generally Accepted Accounting Principles. The referenced financial statements will be audited by an independent accounting firm and will be available in hard copy by November 1, 2010.

STATEMENT OF CAPITAL SOURCES AND EXPENDITURES

This report reflects all sources of funds available to cover capital expenditures for fiscal year 2010. It also details all capital expenditures, bond debt and related bond costs covered under the sources of funds. This report does not include any year-end reclassifications or adjustments that are routine to any year-end close-out. In addition, this report does not include any possible recommended adjustments from the external auditors; it is unaudited. This report is not meant to serve as MARTA's official financial statements. MARTA financial statements are prepared in accordance to Generally Accepted Accounting Principles. The referenced financial statements will be audited by an independent accounting firm and will be available in hard copy by November 1, 2010.

Metropolitan Atlanta Rapid Transit Authority
Operating and Capital Consolidated Financial Statement
June 30, 2010
(Unaudited)

Operating Revenue	\$ 375,860,000
Capital Funding	584,024,000
Total Operating Revenue and Capital Funding	<u>\$ 959,884,000</u>
Operating Expenses	\$ 395,661,000
Capital Expenditures	292,758,000
Total Operating Expenses and Capital Expenditures	<u>\$ 688,419,000</u>

Metropolitan Atlanta Rapid Transit Authority
Statement of Operating Revenues and Expenses
June 30, 2010
(Unaudited)

Revenues:

Operating Sales Tax	\$ 158,888,000
Passenger Revenue	104,641,000
Station Parking	2,446,000
Lease Income	9,209,000
Federal Assistance	87,296,000
Other Operating Revenue	13,380,000

Total Operating Revenues

\$ 375,860,000

Expenses:

Salaries	\$ 225,074,000
Benefits	106,980,000
Contractual Services	24,356,000
Materials & Supplies	47,920,000
Other Operating Expenses	19,122,000
Casualty & Liability	7,933,000
Other Non-Operating/ Misc	1,835,000
Inventory Adjustments	988,000
Expense Allocated to Capital Projects	(38,547,000)

Total Operating Expenses

\$ 395,661,000

Metropolitan Atlanta Rapid Transit Authority
Statement of Capital Sources and Expenditures
June 30, 2010
(Unaudited)

Capital Sources:

FY11 Beginning Capital Balance	\$ 152,582,000
50% Sales Tax	158,888,000
Financing Baseline Program	216,700,000
Investment & Other Income	1,023,000
Federal Capital Assistance	48,995,000
State Capital Grants	5,836,000

Total Capital Sources \$ 584,024,000

Capital Expenditures:

Capital Programs	
Safety Critical	\$ 31,120,000
Regulatory Requirements	3,774,000
System Enhancements	95,644,000
System Expansion	18,602,000
State of Good Repair	21,194,000

Total Capital Programs \$ 170,334,000

Bond Debt and Other Bond Costs \$ 122,424,000

Total Expenditures \$ 292,758,000

Contracts \$50,000 or More

METROPOLITAN ATLANTA RAPID TRANSIT AUTHORITY

PROCUREMENT CONTRACTS

\$50,000 OR MORE ENTERED INTO BY MARTA

The listing includes procurement contracts for equipment and supplies, services and construction entered into by MARTA with a contract value of \$50,000 or more. All MARTA policies were followed prior to award of the procurement contracts. Procurement contracts valued \$100,000 or more were approved by the Board of Directors.

The definition of "spent" as reflected in the MARTOC report records total payments made per contract within the period 7/1/09 to 6/30/10. All contracts in this section of the report were awarded during FY10.

Contracts with no expenditures (\$0) generally reflect an award made late in the fiscal year. Examples include Diesel Fuel which was awarded in June 2010, but not invoiced until July; and Fire Protection Systems awarded in April 2010 with 0% design, Site inspections and submittals resulted in the first invoice being submitted for Fire Protection several months after award.

**METROPOLITAN ATLANTA RAPID TRANSIT AUTHORITY
 PROCUREMENT CONTRACTS
 \$50,000 OR MORE ENTERED INTO BY MARTA
 (JULY 1, 2009 THROUGH JUNE 30, 2010)**

OWNER	PAYEE	PURPOSE	DESCRIPTION	ORIGINAL AUTHORIZED AMOUNT	AMOUNT PAID TO DATE	TERM	BUDGET SOURCE
Finance	Access Security Parking Integrated Solutions	Maintenance of Parking Control Equipment	The contract generally consists of maintenance and repair of parking control equipment at 8 MARTA Stations.	\$70,580.00	\$41,439.50	1 Year	Local Operating
Bus Operations	AGL Resource	Inspection and Repair of Compressors at Laredo Bus Facility	The contract generally consists of interval inspections of compressors at the Laredo Bus Facility: 6 years or 48,000 hours which includes the daily, monthly, 6 months, 1st, 2nd and 4th years inspections.	\$83,629.00	\$83,629.00	2 Months	Local Operating
Bus Operations	Akins Ford Dodge Chrysler	Non-Revenue Vehicles for Police Services	The contract generally consists of the procurement of patrol vehicles and administrative vehicles under existing State of Georgia Contracts.	\$385,257.60	\$385,257.60	3 Months	Local Capital
Bus Operations	Allan Vigil Ford	Non-Revenue Vehicles for Police Services	The contract generally consists of the procurement of pick-up trucks and cargo vans under existing State of Georgia Contracts.	\$66,747.00	\$66,747.00	3 Months	Local Capital

**METROPOLITAN ATLANTA RAPID TRANSIT AUTHORITY
 PROCUREMENT CONTRACTS
 \$50,000 OR MORE ENTERED INTO BY MARTA
 (JULY 1, 2009 THROUGH JUNE 30, 2010)**

OWNER	PAYEE	PURPOSE	DESCRIPTION	ORIGINAL AUTHORIZED AMOUNT	AMOUNT PAID TO DATE	TERM	BUDGET SOURCE
Bus Operations	ANA Laboratories, Inc.	Oil and Fuel Analysis Services	The contract generally consists of providing laboratory analyses of engine oil, transmission oil, and diesel fuel.	\$80,010.00	\$19,067.40	2 Years	Local Operating
Rail Operations / Bus Operations	Anderson Safety, Inc.	Work Gloves and Other Supplies	The contract generally consists of providing protective work gloves and other supplies (to replenish inventory) for the Authority's maintenance personnel.	\$64,806.10	\$48,454.84	1 Year	Local Operating
Bus Operations	Beatty Construction Company	Bus Supervisor Booths	The contract generally consists of removing existing booths; saw-cutting and removal of existing concrete pads; furnishing and installing new concrete ramps, concrete pads, bollards, map cases, map case headers, and twelve (12) pre-fabricated booths; and supplying electrical power, telephone, and data to the new booths.	\$775,806.28	\$405,302.75	1 Year	Local Capital
Bus Operations	Bridgestone Americas Tire Operations, LLC	Bus Tire Lease and Service	The contract generally consists of leasing and services of tires for the Authority's fleet of revenue vehicles.	\$11,975,928.00	\$218,980.57	3 Years w/2 (1) Year Options	Local Operating

**METROPOLITAN ATLANTA RAPID TRANSIT AUTHORITY
 PROCUREMENT CONTRACTS
 \$50,000 OR MORE ENTERED INTO BY MARTA
 (JULY 1, 2009 THROUGH JUNE 30, 2010)**

OWNER	PAYEE	PURPOSE	DESCRIPTION	ORIGINAL AUTHORIZED AMOUNT	AMOUNT PAID TO DATE	TERM	BUDGET SOURCE
System Safety	Cobb Environmental & Technical Services	Brady Groundwater Remediation System	The contract generally consists of constructing a dual-phase extraction (DPE) system for the removal of hydrocarbons from the soil and groundwater.	\$440,037.00	\$0.00	10 Months	Local Capital
Technology	Cubic Transportation Systems	Interim Extended Hardware Warranty for the AFC System (Ratification)	The contract generally consists of hardware warranty service for the Systemwide Fare Collection System for October 1, 2009 - April 30, 2010.	\$407,736.00	\$407,736.00	7 Months	Local Operating
Technology	Cubic Transportation Systems	Interim Extended Hardware Warranty for the AFC System	The contract generally consists of hardware warranty service for the Systemwide Fare Collection System for May 1, 2010 - September 30, 2010.	\$201,240.00	\$58,248.00	5 Months	Local Operating
Bus Operations	Cummins Power South LLC	Upgrade and Overhaul of Cummins Engines	The contract generally consists of providing mid-life overhaul services for 109 New Flyer model 2004 and 2005 buses with change-out and upgrade of Cummins ISL 280 engines.	\$2,169,645.00	\$119,430.00	2 Years w/3 Years Warranty Option	Local Capital

**METROPOLITAN ATLANTA RAPID TRANSIT AUTHORITY
 PROCUREMENT CONTRACTS
 \$50,000 OR MORE ENTERED INTO BY MARTA
 (JULY 1, 2009 THROUGH JUNE 30, 2010)**

OWNER	PAYEE	PURPOSE	DESCRIPTION	ORIGINAL AUTHORIZED AMOUNT	AMOUNT PAID TO DATE	TERM	BUDGET SOURCE
Rail Operations	Dynalectric Georgia	Emergency Trip Station Replacement South Line	The contract generally consists of replacing seventy-five (75) Emergency Trip Stations (ETS), and sixteen (16) Auxiliary ETS, and replacing and testing emergency trip telephones and transfer trip cable on the South Line from the Five Points Station to the Airport Station including the South Yard.	\$3,300,392.00	\$133,597.48	26 Months	Federal
Bus Operations	Emergency Vehicle Products Group	Emergency Vehicle Equipment and Installation	The contract generally consists of the procurement and installation of 22 police radio equipment packages; and the removal of the existing Motorola radio equipment from the Authority's Chevrolet Impalas and installation of that equipment on the Authority's Ford Crown Victorias.	\$56,661.12	\$55,852.97	14 Days	Federal
Bus Operations	Emery, Inc.	Bus Fasteners	The contract generally consists of the procurement and stockage of various fasteners (nuts and bolts) for the repair of MARTA's buses.	\$62,243.55	\$8,787.44	1 Year w/1 Year Option	Local Operating
Rail Operations	Fibwrap Construction	Concrete Girder Renovations of CN015 and CE530 Aerial Structures	The contract generally consists of rehabilitating concrete girders on MARTA's aerial structures CN015 between Chamblee and Doraville Stations, and CE530 between Avondale and Kensington Stations over Laredo Drive; epoxy injection of cracks, application of carbon fiber reinforced polymer wraps to girders, replacement of a pier protection concrete crash box; and soil erosion mitigation.	\$1,290,237.10	\$0.00	16 Months	Local Capital

**METROPOLITAN ATLANTA RAPID TRANSIT AUTHORITY
 PROCUREMENT CONTRACTS
 \$50,000 OR MORE ENTERED INTO BY MARTA
 (JULY 1, 2009 THROUGH JUNE 30, 2010)**

OWNER	PAYEE	PURPOSE	DESCRIPTION	ORIGINAL AUTHORIZED AMOUNT	AMOUNT PAID TO DATE	TERM	BUDGET SOURCE
Technology	Forsythe Solutions Group	Business Services Upgrade (Emergency PO)	The contract generally consists of providing consistent and reliable service necessary to support the Authority's mission critical applications such as Internet/Network, Payroll, Trapeze and the Teledriver applications that are used by Operations to schedule and dispatch buses, trains and mobility.	\$168,318.00	\$168,318.00	3 Days	Local Capital
Technology	Forsythe Solutions Group	Business Services Upgrade (Emergency PO)	The contract generally consists of providing consistent and reliable service necessary to support the Authority's mission critical applications such as Internet/Network, Payroll, Trapeze and the Teledriver applications that are used by Operations to schedule and dispatch buses, trains and mobility.	\$235,697.11	\$235,697.11	3 Days	Local Capital
Bus Operations	Gas South, LLC	Natural Gas for MARTA's Bus Fleet - Perry and Laredo Locations	The contract consists of providing natural gas delivered to bus garages for the daily operation of revenue vehicles.	\$.169 per dekatherm	\$981,030.16	1 Year	Local Operating
Bus Operations	Gas South, LLC	Natural Gas for MARTA's Non-Revenue Vehicles & Facilities	The contract consists of providing natural gas delivered to facilities for daily operation of facilities and non-revenue vehicles.	\$2.44 per dekatherm	\$44,464.88	1 Year	Local Operating

**METROPOLITAN ATLANTA RAPID TRANSIT AUTHORITY
 PROCUREMENT CONTRACTS
 \$50,000 OR MORE ENTERED INTO BY MARTA
 (JULY 1, 2009 THROUGH JUNE 30, 2010)**

OWNER	PAYEE	PURPOSE	DESCRIPTION	ORIGINAL AUTHORIZED AMOUNT	AMOUNT PAID TO DATE	TERM	BUDGET SOURCE
Rail Operations	Good Success Company, Inc.	Janitorial Services for the MARTA HQ Complex	The contract generally consists of on-going janitorial services to include carpet cleaning, restrooms, cafeteria and non carpeted areas required to maintain a clean and safe working environment for the HQ Complex.	\$1,015,000.00	\$81,424.46	2 Years w/3 (1) Year Options	Local Operating
Bus Operations	Hardy Fleet Group	Non-Revenue Vehicles for Police Services	The contract generally consists of the procurement of SUVs under existing State of Georgia Contracts.	\$50,624.00	\$50,624.00	3 Months	Local Capital
Human Resources	ING	Life Insurance and Accident Death & Dismemberment	The contract generally consists of basic and voluntary life insurance and accidental death & dismemberment insurance coverage for represented and non-represented employees and their dependents.	\$12,964,095.40	\$1,927,658.00	3 Years w/2 (1) Year Options	Local Operating
Rail Operations	J.M. Wilkerson Construction Co., Inc.	Precast Deck Grout Pocket and Construction Joint Renovations	The contract generally consists of renovating grout pockets in precast, pre-stressed concrete deck panels; renovating grouted construction joints at aerial structures located on the East Line between Georgia State and Inman Park/Reynoldstown Stations; South Line between Garnett and East Point Stations; and Northeast Line between Brookhaven and Chamblee Stations.	\$3,230,530.00	\$1,215,823.54	18 Months	Local Capital

**METROPOLITAN ATLANTA RAPID TRANSIT AUTHORITY
 PROCUREMENT CONTRACTS
 \$50,000 OR MORE ENTERED INTO BY MARTA
 (JULY 1, 2009 THROUGH JUNE 30, 2010)**

OWNER	PAYEE	PURPOSE	DESCRIPTION	ORIGINAL AUTHORIZED AMOUNT	AMOUNT PAID TO DATE	TERM	BUDGET SOURCE
Rail Operations	LTK Engineering Services	Rail Vehicle Consulting Services	The contract generally consists of providing technical engineering expertise for rail vehicle systems and components, modifications, standardize and integrate systems on the CQ312 fleet with the CQ310/CQ311 rehab cars, provide support in the development of a new Rail Fleet and Facilities Management Plan and other sustainability requirements.	\$10,000,000.00	\$0.00	5 Years	Federal / Local Capital / Local Operating
Rail Operations	M.C. Dean	Fire Protection Systems Upgrade	The contract generally consists of design-build services to upgrade the fire detection, suppression and notification systems, located within 103 Authority facilities, to be in compliance with all current governing codes and laws.	\$39,862,912.00	\$0.00	5 Years	Federal
CPM & Admin. Svcs.	Mac Papers	Printing Paper for Authority-Wide Use	The contract generally consists of purchasing printing paper for copiers, faxes, printers, etc., throughout the Authority	\$387,784.79	\$100,716.96	2 Years	Local Operating
Bus Operations	Mansfield Oil Company	Diesel Fuel for Hamilton Bus Garage	The contract consists of delivering and off-loading diesel fuel and unleaded gasoline for the revenue vehicles.	\$.86 per gallon	\$0.00	1 Year	Local Operating

**METROPOLITAN ATLANTA RAPID TRANSIT AUTHORITY
 PROCUREMENT CONTRACTS
 \$50,000 OR MORE ENTERED INTO BY MARTA
 (JULY 1, 2009 THROUGH JUNE 30, 2010)**

OWNER	PAYEE	PURPOSE	DESCRIPTION	ORIGINAL AUTHORIZED AMOUNT	AMOUNT PAID TO DATE	TERM	BUDGET SOURCE
Bus Operations	Mansfield Oil Company	Unleaded Gasoline for Bus Garages and Other Facilities	The contract consists of delivering and off-loading unleaded gasoline for the revenue vehicles and other MARTA facilities.	\$1.02 per gallon	\$0.00	1 Year	Local Operating
Rail Operations	Motorola, Inc.	Maint. & Support Svcs. for the Radio Communication System	The contract provides for maintenance and support services, 24/7, technical services, network monitoring, and management of Motorola equipment and software for the Authority's 900MHZ Radio Communications Systems Infrastructure.	\$1,541,528.69	\$374,048.46	3 Years	Local Operating
Bus Operations	Petroleum Traders Corp.	Diesel Fuel for Perry, Brady and Laredo	The contract consists of delivering and off-loading diesel fuel and unleaded gasoline for the revenue vehicles.	\$.92 per gallon	\$0.00	1 Year	Local Operating
Bus Operations	Petroleum Traders Corp.	Diesel Fuel for Other Facilities	The contract consists of delivering and off-loading diesel fuel for other MARTA facilities.	\$.92 per gallon	\$0.00	1 Year	Local Operating

**METROPOLITAN ATLANTA RAPID TRANSIT AUTHORITY
 PROCUREMENT CONTRACTS
 \$50,000 OR MORE ENTERED INTO BY MARTA
 (JULY 1, 2009 THROUGH JUNE 30, 2010)**

OWNER	PAYEE	PURPOSE	DESCRIPTION	ORIGINAL AUTHORIZED AMOUNT	AMOUNT PAID TO DATE	TERM	BUDGET SOURCE
Rail Operations	Power & Energy Services	Inspection & Maint. Emergency Standby Generators, Auto. Transfer Switches (ATS) & Load Bank Testing	The contract generally consists of annual and semi-annual inspection, maintenance, testing and repair services of emergency standby generators, Automatic Transfer Switches and Load Bank testing at various locations throughout the Authority's system.	\$225,175.00	\$27,879.85	3 Years w/2 (1) Year Options	Local Operating
Police Services	Remotec, Inc.	Hybrid Radio System	The contract system allows the MARTA Bomb Assessment technician the capability to operate the robot remotely without using fiber optic cable.	\$55,874.00	\$0.00	4 Months	Federal
Planning/Research & Analysis	RSM Services Corp.	Service Monitoring Mobile System (Ridership Reporting Software)	The contract generally consists of the procurement of a Service Monitoring Mobile System that will provide the Authority's methodology of collecting, analyzing and reporting Bus & Rail ridership information from a manual system to an automated streamlined solution.	\$261,500.00	\$0.00	4 Months w/1 Year Technical Support	Local Planning
System Safety	S&ME, Inc.	Laredo Bus Maint. Facility Groundwater Remediation System	The contract generally consists of constructing a dual-phase extraction (DPE) system for the removal of hydrocarbons from the soil and groundwater.	\$498,977.45	\$400,406.00	1 Year	Local Capital

**METROPOLITAN ATLANTA RAPID TRANSIT AUTHORITY
 PROCUREMENT CONTRACTS
 \$50,000 OR MORE ENTERED INTO BY MARTA
 (JULY 1, 2009 THROUGH JUNE 30, 2010)**

OWNER	PAYEE	PURPOSE	DESCRIPTION	ORIGINAL AUTHORIZED AMOUNT	AMOUNT PAID TO DATE	TERM	BUDGET SOURCE
Technology	SARCOM	Annual Hardware/Software Maintenance (CISCO Equipment)	The contract generally consists of the maintenance of Cisco network equipment.	\$310,934.00	\$158,018.00	1 Year w/1 Year Option	Local Operating
Human Resources	Secova, Inc.	On-Line Benefits Administration & Enrollment Services	The contract generally consists of an on-line benefits administrator to provide electronic benefits administration and enrollment services.	\$1,283,730.00	\$150,682.32	3 Years w/2 (1) Year Options	Local Operating
Bus Operations	Simplex Grinnell	Preventive Maint. & Repair Svcs. for Bus Fire Suppression & Gas Detection System	The contract consists of preventive maintenance and repair services for Amerex Fire Suppression and Gas Detection Systems for the Authority's bus fleet.	\$573,345.00	\$0.00	2 Years w/1 Year Option	Local Operating
Planning/Research & Analysis	SPSS. Inc.	Transit Research Mobile Computing Project-Software Component	The contract generally consists of the procurement of a transit mobile computing software component that will provide the flexibility of collecting, analyzing and reporting data from rider surveys and other research.	\$213,373.50	\$171,011.83	4 Months w/2 Years Technical Support	Local Planning

**METROPOLITAN ATLANTA RAPID TRANSIT AUTHORITY
 PROCUREMENT CONTRACTS
 \$50,000 OR MORE ENTERED INTO BY MARTA
 (JULY 1, 2009 THROUGH JUNE 30, 2010)**

OWNER	PAYEE	PURPOSE	DESCRIPTION	ORIGINAL AUTHORIZED AMOUNT	AMOUNT PAID TO DATE	TERM	BUDGET SOURCE
Technology	Storage Engine	Storage Area Network	The contract generally consists of enterprise-wide storage data/data recovery and disaster recovery.	\$1,261,679.88	\$1,261,679.88	1 Year	Local Capital
Rail Operations	Surrounding Landscapes, Inc.	Exterior Landscaping Svcs. for MARTA Headquarters Complex	The contract generally consists of providing exterior lawn maintenance to include mowing, trimming, edging and removal of excess clippings, watering and landscaping maintenance services such as fertilizing, overseeding, tree and shrub bed maintenance at the MARTA Headquarters Building.	\$83,071.56	\$0.00	1 Year w/3 (1) Year Options	Local Operating
Technology	Transched Systems, Inc.	TeleDriver 8.0 Upgrade Project	The contract generally consists of upgrading the Teledriver System to Version 8.0.	\$478,925.00	\$0.00	1 Year	Local Capital
Rail Operations	Transdyn, Inc.	Lindbergh Remote Terminal Units Replacement	The contract generally consists of the procurement of Quantum Universal Ethernet Communications Module (QUCM) hardware and professional engineering services to assist MARTA Systems Engineering and Computer Maintenance with the installation, programming and configuring of three (3) M340 Programmable Logic Controllers (PLCs) to communicate to the QUCM protocol converter in order to replace the remote terminal units (RTU) at the Lindbergh Rail Station.	\$70,416.00	\$0.00	5 Months	Local Capital

**METROPOLITAN ATLANTA RAPID TRANSIT AUTHORITY
 PROCUREMENT CONTRACTS
 \$50,000 OR MORE ENTERED INTO BY MARTA
 (JULY 1, 2009 THROUGH JUNE 30, 2010)**

OWNER	PAYEE	PURPOSE	DESCRIPTION	ORIGINAL AUTHORIZED AMOUNT	AMOUNT PAID TO DATE	TERM	BUDGET SOURCE
Bus Operations	Trapeze ITS U.S.A.	End-to-End Hardware and Software Maintenance for the Bus Radio/AVL System	The contract generally consists of assisting MARTA staff with maintaining the equipment and systems associated with computer-aided dispatching, automated vehicle locator, real time voice and data communication, automated passenger counters, automated vehicle annunciators and associated hardware such as mobile radios, mobile data terminals, and intelligent vehicle logic units necessary to make the Bus Radio/AVL system function.	\$5,579,184.00	\$0.00	5 Years	Local Operating
System Safety	URS Corporation	Environmental Engineering Services	The contract generally consists of providing industrial wastewater and stormwater management, spill response planning and preparedness, soil and groundwater assessment and remediation, hazardous waste and materials management, environmental drilling services and other environmental engineering services , as required.	\$10,000,000.00	\$317,665.59	5 Years	Federal / Local Capital / Local Operating
Bus Operations	W.W. Williams	Upgrade & Overhaul of Detroit Diesel Engines	The contract generally consists of the mid-life overhaul of Orion 2002 CNG powered engines and Diesel powered 2001 and 2004 Orion engines.	\$2,771,300.00	\$0.00	3 Years	Local Capital

**METROPOLITAN ATLANTA RAPID TRANSIT AUTHORITY
 PROCUREMENT CONTRACTS
 \$50,000 OR MORE ENTERED INTO BY MARTA
 (JULY 1, 2009 THROUGH JUNE 30, 2010)**

OWNER	PAYEE	PURPOSE	DESCRIPTION	ORIGINAL AUTHORIZED AMOUNT	AMOUNT PAID TO DATE	TERM	BUDGET SOURCE
Rail Operations	Waste Management, Inc.	Refuse and Recycling Services	The contract generally consists of removing waste materials from the Headquarters Complex as scheduled, and separating and recycling applicable materials (i.e., paper, glass, cardboard, aluminum, plastic and magazines).	\$53,019.78	\$6,283.38	3 Years	Local Operating
CPM & Admin. Svcs.	Xerox Corporation	Printing Paper for Authority-Wide Use	The contract generally consists of purchasing printing paper for copiers, faxes, printers, etc., throughout the Authority	\$59,171.12	\$8,305.72	2 Years	Local Operating

METROPOLITAN ATLANTA RAPID TRANSIT AUTHORITY CONSULTANT CONTRACTS

The listing includes all consultant contracts for professional services entered into by MARTA. Professional services are generally acquired to obtain information, advice, opinions, alternatives, conclusions, recommendations, training or direct assistance such as studies, analyses, and evaluations. All MARTA policies were followed prior to award of the consultant contracts. Consultant contracts valued \$100,000 or more were approved by the Board of Directors.

The definition of “spent” as reflected in the MARTOC report records total payments made per contract within the period 7/1/09 to 6/30/10. All contracts in this section of the report were awarded during FY10.

Contracts with no expenditures (\$0) generally reflect an award made late in the fiscal year. For example General Consulting and Professional Services for Technology was awarded in June 2010 with a start date of July 1, 2010.

**METROPOLITAN ATLANTA RAPID TRANSIT AUTHORITY
CONSULTANT CONTRACTS
JULY 1, 2009 THROUGH JUNE 30, 2010**

OWNER	PAYEE	PURPOSE	DESCRIPTION	ORIGINAL AUTHORIZED AMOUNT	AMOUNT PAID TO DATE	TERM	BUDGET SOURCE
Bus Operations	Axiom Corporation	Assist MARTA with Self-Sustaining Efforts of Bus Radio AVL System	The Consultant will perform contract closure activities with the general contractor, Continental, into the transitioning and self-sustaining efforts for long-term operation of the Bus Radio AVL system.	\$96,000.00	\$95,079.88	8 Months	Local Capital
Planning	Carr & Associates	Appraisal Services for Parcel D1118	Appraisal services for Parcel D1118 were required due to the City of Avondale Estates request to purchase the property to construct administrative building(s) on. The Board of Directors approved the sale at the appraised value of \$465,000. The City of Avondale Estates subsequently decided not to go forward with their plans to acquire the property.	\$2,000.00	\$2,000.00	4 Months	Local Capital
Planning	Carr & Associates	Appraisal Services for Parcel D1124	Appraisal services for Parcel D1124 were required in order to set the rental rate for the south parking lot at King Memorial Station no longer used for patron parking. The Fulton/DeKalb Hospital Authority (Grady Hospital) has been leasing the lot for several years for employee parking and the lease was up for renewal. It was necessary to have the rental value appraised in order to ensure that MARTA was receiving the current fair market rent on the lot.	\$3,500.00	\$3,500.00	4 Months	Local Capital
Internal Audit	Cherry, Bekaert & Holland, LLP	Annual Mgmt. Audits for Fiscal Years 2009 & 2010	The contract generally consists of services to report on the condition of management of the Authority at the expense of the Authority, to be supervised and approved by MARTOC.	\$94,900.00	\$46,900.00	2 Years	Local Operating
Planning	Clifton Corridor Transportation Management Association (CCTMA)	Clifton Corridor Alternatives Analysis Study	The Consultant, in coordination with MARTA, will conduct an Alternatives Analysis (AA) for the Clifton Corridor. The working relationship between MARTA and CCTMA is governed by a Memorandum of Understanding (MOU) signed by both agencies. The study area for the AA extends from the Lindbergh Center/Armour Yard area in north-central Atlanta to the City of Decatur via the Emory University Campus in west-central DeKalb County. The Clifton Corridor Transportation Association is sharing in the cost of the study. The conduct of the study is required if we are to be able to seek future federal funding for the project.	\$99,900.00	\$29,433.29	2 Years	Federal

**METROPOLITAN ATLANTA RAPID TRANSIT AUTHORITY
CONSULTANT CONTRACTS
JULY 1, 2009 THROUGH JUNE 30, 2010**

OWNER	PAYEE	PURPOSE	DESCRIPTION	ORIGINAL AUTHORIZED AMOUNT	AMOUNT PAID TO DATE	TERM	BUDGET SOURCE
Technology	EIS Technologies, Inc.	Oracle Payroll Support	The Consultant will provide remote and on-site payroll implementation.	\$17,500.00	\$8,365.00	6 Months	Local Capital
Police Services	ESI Acquisitions, Inc.	Procurement of WEBEOC Software Support Plan	The WebEOC (Emergency Operation Center) is the incident management software system used to compliment MARTA's NIMS (National Incident Management System) protocols and track/record management of major events and incidents. The software renewal fee provides technical assistance, training and exercise associated with the new and improved use of the WebEOC software along with the connectivity to local stakeholders for coordination during disaster events.	\$24,900.00	\$0.00	1 Year	Federal
Technology	Gartner, Inc.	Technical Subscription for IT Leaders & Senior Level IT Executives	The Consultant will provide research and advice for technical solutions.	\$48,900.00	\$48,900.00	6 Months	Local Operating
Technology	Gartner, Inc.	Technical Subscriptions for IT Leaders & Senior Level Executives CEO	The Consultant will provide technical subscriptions services for IT Leaders and Senior Level Executives (CIO).	\$98,900.00	\$98,900.00	1 Year	Local Operating
Bus Operations	GHZ Communication	Technical Support Svcs. for Transitioning & Integrating Bus Radio AVL System into Operations	The Consultant will provide technical services to support contract closure with the general contractor, Continental, into the transitioning and self-sustaining efforts for long-term operation of the Bus Radio SVL system.	\$97,800.00	\$161,886.58	1 Year	Federal
Technology	Iron Mountain	Prof. Consulting Svc. for High Level Escrow Protection	The Consultant will perform a High Level Escrow Protection.	\$8,400.00	\$6,700.00	1 Year w/1 Year Option	Local Operating

**METROPOLITAN ATLANTA RAPID TRANSIT AUTHORITY
CONSULTANT CONTRACTS
JULY 1, 2009 THROUGH JUNE 30, 2010**

OWNER	PAYEE	PURPOSE	DESCRIPTION	ORIGINAL AUTHORIZED AMOUNT	AMOUNT PAID TO DATE	TERM	BUDGET SOURCE
Bus Operations	JME Enterprises	Prof. Svcs. for C-TRAN Paratransit and Half-Fare Support Services	The Consultant will perform duties in support of the administrative functions necessary to operate an ADA compliant paratransit operation and perform the administrative tasks necessary for the Half Fare program for the residents of Clayton County.	\$51,360.00	\$51,360.00	4 Months	Local Capital
Technology	Kwizcom Corporation	Prof. Svcs. To Provide Software Customization	The Consultant will provide software customization to support the Union/MARTA Grievance system.	\$4,934.00	\$4,934.00	3 Months	Local Capital
Technology	Language Line Services	Language Translation Services	The Consultant will provide interpreter services but not limited to MARTA Police, Customer Services, and the Office of Diversity and Equal Opportunity.	\$1,500.00	\$5.87	1 Year	Local Operating
Technology	LPS Integration, Inc.	Prof. Svcs. for Citrix Environment Support	The Consultant will provide technical assistance and support for the Citrix environment.	\$7,500.00	\$0.00	5 Months	Local Operating
Internal Audit	Mauldin & Jenkins, LLC	Annual Financial & Single Audit for FY11-FY15	The contract generally consists an independent CPA firm performing MARTA's financial audits for FY 2011 thru FY 2015	\$535,350.00	\$0.00	1 Year w/4 (1) Year Options	Local Operating
Finance	Mundle & Associates, Inc.	Prof. Svcs. To Develop and Evaluate Variable Based Fare Structure Options	The Consultant will develop and evaluate variable based fare structure options.	\$300,000.00	\$299,921.36	1 Year	Local Operating
Technology	Presidio Networked Solutions	Prof. Svcs. to Provide Wireless Upgrade for MARTA HQ Building	The Consultant will provide wireless upgrade to MARTA Headquarters.	\$19,755.68	\$19,755.68	3 Months	Local Capital

**METROPOLITAN ATLANTA RAPID TRANSIT AUTHORITY
CONSULTANT CONTRACTS
JULY 1, 2009 THROUGH JUNE 30, 2010**

OWNER	PAYEE	PURPOSE	DESCRIPTION	ORIGINAL AUTHORIZED AMOUNT	AMOUNT PAID TO DATE	TERM	BUDGET SOURCE
Finance	Public Financial Management	Financial Advisory Services	The Consultant will provide professional services needed to replace expiring letters of credit for MARTA's variable rate debt and commercial paper instruments, annual financial statement preparations, coordination of rating agency meetings and presentations, advice on tax law changes, consultation on various financing options and problems, as well as, maintaining MARTA's positive credit perception with the investment community.	\$75,000.00	\$0.00	1 Year	Local Capital
Finance/CPM	Resource Supply Management	Prof. Svcs. to Support the Mgmt. Of MARTA Energy Utilization	The Consultant will provide fuel supply management, utility optimization, development of conservation projects, regulatory support and contract support and address regulatory issues.	\$74,000.00	\$33,232.50	1 Year	Local Planning
Technology	RSA Security, LLC	Prof. Svcs. to Provide a Governance, Risk, and Compliance (GRC) Software Solution	The Consultant will provide governance, risk and compliance software solutions.	\$99,375.00	\$0.00	1 Year w/2 (1) Year Options	Local Capital
Technology	Spectra Logic Corporation	Acquisition of New Tape Library for the Enterprise Back-Up Solution	The Consultant will install and integrate a new tape library in the IT Data Center.	\$98,921.75	\$0.00	14 Months	Local Capital
Technology	State of GA/GSA Vendors	General Consulting and Professional Services for Technology (April - June 2010)	The Consultants will support a wide variety of Technology-related capital projects including Data Warehousing Web Portal, Business Transformation Program, Mainframe Transition, Network Refresh & Redundancy and MARTA HQ Data Center Rehabilitation.	\$2,927,300.00	\$519,344.92	3 Months	Local Capital
Technology	State of GA/GSA Vendors	General Consulting and Professional Services for Technology (Fiscal Year 2011)	The Consultants will support a wide variety of Technology-related capital projects including Data Warehousing Web Portal, Business Transformation Program, Mainframe Transition, Oracle Applications Upgrade to Compliance, Enterprise Applications Security Management and Upgrade Aging Equipment.	\$13,196,310.00	\$0.00	1 Year	Local Capital

**METROPOLITAN ATLANTA RAPID TRANSIT AUTHORITY
CONSULTANT CONTRACTS
JULY 1, 2009 THROUGH JUNE 30, 2010**

OWNER	PAYEE	PURPOSE	DESCRIPTION	ORIGINAL AUTHORIZED AMOUNT	AMOUNT PAID TO DATE	TERM	BUDGET SOURCE
Government Relations	Stephen Newhouse	Prof. Svcs. to Develop Governmental & Community Relations Program	The Consultant will develop and implement governmental and community relations programs designed to increase awareness of MARTA's strategic initiatives and provide technical support.	\$1,500.00	\$750.00	4 Months	Local Operating
Technology	Storage Engine	Prof. Svcs. to Provide Enterprise Data Storage/Protection, Disaster Recovery Solution	The Consultant will provide mission-critical enterprise-wide data storage/data protection/disaster recovery solution.	\$28,812.50	\$0.00	1 Year	Local Capital
Technology	T3I	PCI Compliance Assessment	The Consultant will perform a PCI compliance assessment of the Nextfare/AFC system.	\$35,500.00	\$10,000.00	3 Months	Local Operating
Risk Management	USIS d/b/a Amerisys	Prof. Svcs. for CMS/COBC Reporting Requirements	The Consultant will assist MARTA in performing duties as the Responsible Reporting Entity (RRE) in compliance with Section 111 reporting requirements to the Center for Medicare & Medicaid Services (CMS) and applicable regulations.	\$25,000.00	\$4,500.00	11 Months	Local Operating
Government Relations	Williams Consulting Group, Inc.	Professional Government Affairs Services (STATE)	The Consultant will advise and assist MARTA with securing favorable support for the MARTA Legislative agenda from the State of Georgia General Assembly.	\$480,000.00	\$86,236.87	1 Year w/2 (1) Year Options	Local Operating
Technology	Xerox Corporation	Lease Maintenance of Digital Printing Equipment	The Consultant will provide lease/maintenance services of the Information Technology's Data Center digital printing equipment.	\$98,403.60	\$2,387.29	5 Years	Local Operating

**METROPOLITAN ATLANTA RAPID
TRANSIT AUTHORITY
INCREASES OF EXISTING BOARD
APPROVED CONTRACTS**

The listing includes all increases, approved by the Board of Directors, to contractual authorizations for existing contracts. All MARTA policies were followed prior to approval of the increases of existing Board approved contracts.

**METROPOLITAN ATLANTA RAPID TRANSIT AUTHORITY
INCREASES OF EXISTING BOARD APPROVED CONTRACTS
(JULY 1, 2009 THROUGH JUNE 30, 2010)**

PAYEE	PURPOSE	JUSTIFICATION	PREVIOUS VALUE	ADJUSTMENT AMOUNT	NEW VALUE
Aetna, Inc. and AIG	Group Health Insurance and Critical Illness Insurance Coverages	To extend the contract term for a period of up to six months (from 7/1/2010 - 12/31/2010) to allow sufficient time to analyze proposals received and to identify replacement coverage that will maximize potential cost savings while meeting the needs of the employees.	\$241,898,387	\$27,660,000	\$269,558,387
Bureau Veritas North America, Inc.	Safety, Health & Industrial Hygiene Services	To support additional services needed in Fiscal Years 2010, 2011 and 2012.	\$1,500,000	\$500,000	\$2,000,000
GHZ Communications, Inc.	Bus Radio/AVL Upgrade Project	To support the closeout of the Bus Radio/AVL Upgrade Project and with transitioning of the system operation and maintenance activities to MARTA operating units.	\$97,600	\$139,185	\$236,785
Michelin North America, Inc.	Bus Tire Lease and Service	To support increased service levels and tire mile usage.	\$8,501,778	\$1,200,000	\$9,701,778
SDR Engineering Consultants, Inc.	Structural Engineering Services	To provide on call engineering support for Contract CP B11612, "Concrete Girder Renovations of CN915 & CE530 Aerial Structures".	\$450,000	\$100,000	\$550,000

**METROPOLITAN ATLANTA RAPID
TRANSIT AUTHORITY
PERSONS, FIRMS, OR CORPORATIONS
RECEIVING \$20,000 OR MORE**

The report lists all entities and the total amount paid to them by MARTA during the fiscal year, with some exclusions. Employees and vendors receiving funds withheld from employees' salaries, such as the pension trustees, the Transit union and the bank which receives tax withholdings are excluded. Entities who received less than \$20,000 in total for the year are also excluded from the report.

Metropolitan Atlanta Rapid Transit Authority
Persons, Firms, or Corporations Receiving \$20,000 or More
For the Period July 1, 2009 through June 30, 2010

NAME	PURPOSE	TOTAL
2020 COMPANY. LLC	Technology Consulting Services	516,122.50
3R	Printer and Fax Cartridges and Toner	69,028.54
AAA PCITS	Computer Training	25,156.00
ABACUS SOLUTIONS, LLC	Network Application Maintenance	197,114.14
ACCESS SECURITY PARKING INTEGRATED SOLUTIONS, LLC	Maintenance of Parking Control Equipment	42,989.50
ACCONTEMPS	Temporary Financial Planning Personnel	22,309.19
ACL INDUSTRIES, INC.	Repair Bus Processor Boards	28,897.56
ADVANCED DISPOSAL SERVICES	Refuse/Garbage Collection & Disposal	178,256.82
AETNA HEALTH INC.	Employee Health, Dental, Vision Insurance	56,055,520.49
AFA PROTECTIVE SYSTEMS, INC.	Rehabilitation of Fire Protection System	72,170.42
AGL RESOURCES	Purchase of CNG Station and Repair of CNG Compressors	970,164.34
AIG AMERICAN GENERAL	Administrative Fees for Critical Illness Insurance	341,536.34
AKINS FORD-DODGE-CHRYSLER-JEEP	Police Patrol Service Vehicles	385,257.60
ALLAN VIGIL FORD	Non-Revenue Vehicle Purchases and Repairs	132,461.82
ALLEGIANCE SECURITY GROUP, LLC.	Armed Security Guard Services	390,867.81
ALSTOM TRANSPORTATION	Rehabilitation of Rail Cars	12,753,973.87
ALSTOM SIGNALING, INC.	Replacement of Rail Marker Coils & Various Train Control Repair Parts	2,363,892.71
ALSTOM TRANSPORTATION ELECTRONIC SYSTEMS, INC.	Rail Car Repair Parts	72,317.68
AMANULLAH SAIFY & HIS ATTORNEY, THE	Legal Claim Settlement	180,000.00
AMERICAN FIBER SYSTEMS, INC.	Fiber Optic Lease	99,286.00
AMERICAN GENERAL ANNUITY	Worker's Compensation Settlement	37,540.31
AMERICAN HERMETICS OF GEORGIA	HVAC Carrier Compressor and Motor Assembly	24,675.00
AMERICAN PUBLIC TRANSPORTATION	Corporate Membership And Assessment, Safety Programs & Conferences	203,746.35
AMERICAN TOWERS, INC.	Tower Space Rent For Communications System	75,303.96
ANA LABORATORIES, INC.	Oil and Fuel Analysis Services	27,400.40
ANDERSON SAFETY, INC.	Safety Equipment And Replacement Supplies For Safety Equipment	354,344.67
ANSALDO STS USA, INC.	Rail Maintenance Parts	414,638.90
ANSALDOBREDA, INC.	Repair Parts for Rail Cars	27,590.00
ANTONIO SEARS &	Legal Claim Settlement	45,000.00
APPELBAUM & ASSOC., P.C.	Representation of MARTA in Various Legal Proceedings	549,899.48
APPLE INC.	Computer Hardware and Software	64,436.31
A-PRO COLLISION CENTER OF GWINNETT	Repair of Non-Revenue Vehicles	39,881.08
ARINC, INC.	Annual Maintenance Fee For Train Control Software	66,618.00
ARS MECHANICAL, LLC	HVAC Services for MARTA Headquarters Complex	203,995.58

Metropolitan Atlanta Rapid Transit Authority
Persons, Firms, or Corporations Receiving \$20,000 or More
For the Period July 1, 2009 through June 30, 2010

NAME	PURPOSE	TOTAL
ASHBRITT UNIFORMS	Police Services Bicycle Patrol Uniforms	27,504.17
ASI MODULEX	Signage and Decals	25,168.70
ASK-INNTAG, LLC	Contactless Smart Card Fare Media	960,000.00
ASSETWORKS, INC.	EAM/ERP Software Maintenance	383,697.30
ASSOCIATED FUEL SYSTEMS, INC.	Engine Repair Parts And Radiator Repairs	143,927.65
AT&T	Telecommunication Services	175,067.71
AT&T MOBILITY	Telecommunication Services	94,116.57
ATC ASSOCIATES, INC.	Geotechnical Engineering and Construction Materials Testing	940,719.78
ATHENS PAPER	Paper For Copiers, In-house Printing and Computer Room	87,686.94
ATLANTA COMMERCIAL TIRE	Procurement of Tires for Non-Revenue Vehicles	188,990.58
ATLANTA COMMUNICATIONS COMPANY	Customized Conversion of MARTA Police & Other Service Vehicles	25,385.54
ATLANTA GAS LIGHT CO	Repair of CNG Fueling System	59,078.29
ATLANTA GEAR & AXLE COMPANY	Differentials, Axles and Other Parts for Passenger Buses	42,091.50
ATLANTA INK & DESIGN, INC.	Media Fare Guides and Flyers	66,779.50
ATLANTA JOURNAL CONSTITUTION	Advertising and Publication Of Notices	162,636.30
AVS CONSULTING	Police Psychological Assessment Program	24,695.00
AXIOM CORPORATION	General Consulting and Professional Services	539,566.62
AXON PRODUCTS INC.	Polyurethane Paint	32,610.08
B&H PHOTO VIDEO	Video Equipment	48,862.60
BAKER DISTRIBUTING COMPANY	Refillable Freon Cylinders	138,062.83
BANK OF AMERICA	Employer Portion of FICA	17,318,443.68
BANK OF AMERICA, N.A.	Travel & Conference Expenses Paid by Credit Card and Virtual Pay Software	79,174.17
BANNEKER ENERGY, LLC	Engine & Gearbox Oil and Bearing Grease	264,623.39
BEATTY CONSTRUCTION COMPANY	Construction Services for MARTA Headquarters & Bus Supervisors' Booths	262,799.87
BELL SOUTH TELECOMM, INC.,	Voice and Data Telecommunication Services	1,050,280.94
BEST BUY	Computer Hardware	24,529.42
BOBBY C. ANIEKWU & ASSOCIATES AND	Legal Claim Settlement	45,000.00
BODY SUPPLIES INC.	Paint and Other Maintenance Supplies	29,258.26
BOMBARDIER TRANSPORTATION	Repair Parts for Rail Cars	562,021.85
BOOZ ALLEN & HAMILTON, INC	Development of the Data Warehousing Portal	109,896.50
BRADKEN - ATCHINSON/ST. JOSEPH, INC.	Parts for Rail Cars	30,612.00
BRENCO OPERATING	Spark Plugs For CNG Engines	426,488.93
BRIDGESTONE AMERICAS TIRE OPERATIONS, LLC	Bus Tire Lease and Service	218,980.57
BROCADE COMMUNICATIONS SYSTEMS, INC.	Software Maintenance Support	48,745.00

Metropolitan Atlanta Rapid Transit Authority
Persons, Firms, or Corporations Receiving \$20,000 or More
For the Period July 1, 2009 through June 30, 2010

NAME	PURPOSE	TOTAL
BRUCE DANZ & HIS ATTORNEY, JAMES A. RICE, JR.	Legal Claim Settlement	750,000.00
BRUXTON CAREER CLOTHING	Employee Uniforms	66,515.06
BRYAN CAVE POWELL GOLDSTEIN	Representation of MARTA in Various Legal Proceedings	310,623.74
BULLOCH FENCE & DOOR CO.	Repair Services	43,938.25
BUREAU VERITAS NORTH AMERICA, INC.	Safety, Health & Industrial Hygiene Consulting Svcs	325,770.14
CABLE-TEC	Flexible Cable for Rail Cars	24,679.00
CADILLAC FAIRVIEW CORP.	Ground Leases	48,000.00
CADUCEUS OCCUPATIONAL MEDICINE	Employment Physicals & Drug and Alcohol Screening	124,011.56
CAR WASH SERVICES OF GEORGIA	Cleaning Supplies	38,199.97
CARAHSOFT TECHNOLOGY CORP	Software Maintenance	31,680.00
CAROLINA RIM & WHEEL CO.	Brake Lining for Buses	122,671.80
CAROLYN BUDGET AND HER ATTORNEY	Legal Claim Settlement	40,000.00
CARRIER TRANSICOLD SOUTH	HVAC Compressor and Other Parts	30,069.75
CARTER & ASSOCIATES, LLC	Lindbergh TOD Development Rights	166,143.18
CBS RADIO BROADCASTING	Broadcasting Spot	24,700.00
C-COMM 911 EMERGENCY VEHICLE OUTFITTERS	Equipment for Police Deaprtment Vehicles	43,260.66
CDW GOVERNMENT, INC.	Computer Hardware and Software	159,164.82
CENTENNIAL CONTRACTORS ENTERPRISES	Job Order Contract To Perform Various Repair And Improvement Construction Projects At Existing Facilities	966,872.72
CH2M HILL, INC.	Professional Engineering Service For Environmental Protection Projects And Compliance With State And Federal Regulations	1,197,829.02
CHEMSEARCH	Lease and Service Parts Washers at Bus Maintenance Garages	71,464.04
CHEMSMART WHOLESALE, INC.	Cleaning Coil Cleaner and Other Industrial Chemicals	28,252.10
CHERRY, BEKAERT & HOLLAND, LLP	Annual Financial Audit Services	255,900.00
CHEVRON USA INC.	Gasoline For Non-Revenue Vehicles	24,934.66
CHRISTOPHER GREENWAY AND ATTY,	Legal Claim Settlement	30,000.00
CHUBB GROUP OF INSURANCE CO.	Accidental Death And Dismemberment Insurance	61,360.92
CIRCLE TRUCK PAINTING &	Repair and Paint Buses	42,907.63
CITY OF ATLANTA	Utilities - Water/Sewer; CBS Outdoor Advertising Contract Deferred Commissions	1,126,324.77
CITY OF COLLEGE PARK	Utilities - Water/Sewer	36,903.24
CITY OF SANDY SPRINGS	CBS Outdoor Advertising Contract Deferred Commissions	49,933.38
CLEAN ENERGY	Compressed Natural Gas	135,140.20
CLEVELAND ELECTRIC COMPANY	Track Renovations, Track Circuit Upgrade, and Arizona Ave. EEZ GBS Renovations & Vine City TPSS Renovations	2,667,144.84

Metropolitan Atlanta Rapid Transit Authority
 Persons, Firms, or Corporations Receiving \$20,000 or More
 For the Period July 1, 2009 through June 30, 2010

NAME	PURPOSE	TOTAL
CLIFTON CORRIDOR TRANSPORTATION MANAGEMENT ASSOCIATION	Analysis Study	29,433.29
COGNITIVE TECHNOLOGIES, INC.	Technology Consulting Services	57,775.52
COMCAST OF GEORGIA, INC	Utility Relocation for BRT Project	21,892.52
COMPLETE ENVIRONMENTAL PRD INC	Absorbent Pads	34,760.55
COMPSYCH CORPORATION	Employee Assistance Program Provider	32,360.00
COMPUWARE CORPORATION	Annual Software Maintenance	32,959.00
CONFIDEX, INC.	Breeze Card Fare Media	1,627,664.45
CONTAINMENT SOLUTIONS, INC.	Equipment to Support Mobility Fleet Maintenance	52,301.36
CONTINENTAL AUTOMOTIVE SYSTEMS US, INC.	Furnish and Install Bus Radio/AVL	1,593,667.64
COOPER & COMPANY GENERAL CONTRACTORS, INC.	Lakewood-Fort McPherson Station Modifications for TOD	572,668.89
CORNERSTONE FINANCIAL ADVISORS	Services for Collateral Waiver Replacement Regarding Lease Leaseback Agreements	55,000.00
COWETA-FAYETTE EMC NATURAL GAS	Natural Gas For Facilities Heating	94,553.55
CP CONTROL TECHNOLOGIES, LLC	Computer Software Training Services for Programmable Logic Controls (PLC's)	35,000.00
CSX TRANSPORTATION	Structural Abutment Rehabilitation & Repair of CXS Track at Five Points, Due to Water Damage	31,342.79
CUBIC TRANSPORTATION SYSTEMS	Design, Construction & Maintenance of Fare System & Smart Card Fare Media	12,494,140.62
CUMMINS POWER SOUTH, LLC	Engine and Transmission Parts	564,547.63
D&B JANITORIAL SERVICE	Facility-Wide Floor Care Services	85,269.72
DAIMLER BUSES NORTH AMERICA, INC.	Parts for Revenue Vehicles	859,242.72
DANA SAFETY SUPPLY	Police Ballistics Vests and Carriers	29,967.95
DATALINK CORPORTATION	Software Maintenance	85,939.00
DAVID ATES, P.C.	Legal Services	50,100.00
DECATUR, CITY OF	Stormwater Fees	24,608.64
DEKALB COUNTY BOARD OF COMMISSIONERS	CBS Outdoor Advertising Contract Deferred Commissions; Water Service & Stormwater Fees	554,885.85
DEKALB COUNTY TAX COMMISSIONER	DeKalb Storm Water Utility Fee	40,567.56
DEKALB TECHNICAL INSTITUTE	Operator and CDL Training	25,075.00
DELL MARKETING L.P.	Computer Hardware and Software	831,106.99
DELTA AIRLINES	Airline Tickets	93,790.32
DELTA RAILROAD CONSTRUCTION	Trackway Renovations	299,643.78
DICKERSON COMMUNICATIONS, INC.	Media and Communication Consulting Services	58,861.16
DIVERSE ENTERPRISE	Various Maintenance Supplies & Materials	136,909.28

Metropolitan Atlanta Rapid Transit Authority
Persons, Firms, or Corporations Receiving \$20,000 or More
For the Period July 1, 2009 through June 30, 2010

NAME	PURPOSE	TOTAL
DLR DISTRIBUTORS, INC.	Various Repair Parts and Supplies for Rail Cars	431,915.84
DLT SOLUTIONS, INC.	Software Maintenance	112,835.68
DMJM HARRIS	Transit Planning Consulting Services	6,270,964.73
DOCUTEAM, INC.	Photocopier Lease/Service and Equipment	170,293.41
DONALD P. EDWARDS, ATTORNEY	Representation of MARTA in Various Legal Proceedings	188,432.09
DONNA COLLINS C/O JACK CLAY, ESQ.	Legal Claim Settlement	33,750.00
DOVER STAFFING, INC.	Mystery Customer Program	137,280.00
DPHGC CONSULTING, LLC	Legal Claim Settlement	199,700.00
DYNALECTRIC GEORGIA	Uninterruptible Power System (UPS) Replacement Phase II & Emrgency Trip Station Replacement	2,406,617.95
DYNAMIC METALS KENTUCKY, LLC	Glazing for Rail Cars	41,397.39
E. SAM JONES DISTRIBUTOR	Electric Ballasts and Lamps	24,646.85
E. W. GOGOLIN & ASSOCIATES, LLC	Representation of MARTA in Various Legal Proceedings	149,167.50
E.I. DU PONT DE NEMOURS AND COMPANY	Painting Supplies	56,714.55
EAGLE SAFETY SUPPLY, INC.	Safety Vests for Police Services	29,180.00
ECKERT SEAMANS CHERIN & MELLOTT	Professional Services for Unwinding Lease Leaseback Financing Agreements	344,868.20
EFUNDS CORPORATION	Software Maintenance	47,025.00
ELECTION TRUST, LLC	Boardroom Voting Machine System Upgrade	32,375.00
ELECTRICAL CABLE SPECIALISTS	Electrical Cable/Wire	202,973.41
ELECTRONIC DATA MAGNETICS INC	Bus to Rail Transfer Fare Media	85,205.00
ELECTRONIC DEPOT	Electrical Accessories and Parts For Rail Vehicles	89,790.70
ELEVATOR SPECIALISTS, INC.	Elevator/Escalator Maintenance Services	1,533,146.95
ELIZABETH CARNAHAN & PHILLIP	Legal Claim Settlement	225,000.00
ELLCON NATIONAL, INC.	Parts for Rail Cars	42,880.00
EMERGENCY VEHICLE PRODUCTS GROUP	Battery Equipment & Software Maintenance	60,540.05
EMERSON NETWORK POWER, LIEBERT SVC., INC.	Battery Equipment & Software Maintenance	40,955.00
EMERY, INC.	Various Supplies for Bus Maintenance	225,049.02
EN POINTE TECHNOLOGIES SALES, INC.	Computer Software, Hardware, Maintenance and Supplies	408,884.53
ENGENIUS CONSULTING GROUP, INC	Professional Information Technology Support And Services	1,651,231.07
ENGINEERED MACHINED PRODUCTS, INC.	Mini-Hybrid Bus Kits & Other Bus Equipment	674,316.26
ENSCO INC.	Perform the Third Rail Geometry Test	82,129.75
ENVIRONMENTAL SYSTEMS RESEARCH INSTITITE, INC.	Software Licenses and Maintenance	50,419.71
ERNEST COOK, HIS ATTORNEY	Legal Claim Settlement	145,000.00
ESCH CONSTRUCTION SUPPLY, INC.	Hoses and Shutter Valves	24,676.00
ESSENTIAL DATA CORP.	Technology Consulting Services	538,668.00

Metropolitan Atlanta Rapid Transit Authority
Persons, Firms, or Corporations Receiving \$20,000 or More
For the Period July 1, 2009 through June 30, 2010

NAME	PURPOSE	TOTAL
EVERGREEN WASTE INC	Removal And Disposal Of Industrial Waste Water & Sludge	124,869.05
EXTERRAN ENERGY SOLUTIONS, LP	Bus Maintenance Repair Parts	21,070.02
FAITH TECHNOLOGIES	Lighting Upgrades and Auxiliary Power Switghear	233,469.00
FARWEST CORROSION CONTROL COMPANY	Miscellaneous Tools & Equipment	22,073.65
FASTSIGNS COMPANY	Decals for Rail Cars	23,700.70
FEDERAL EXPRESS CORPORATION	Mail and Delivery Services	29,125.21
FIRE DEFENSE CENTER	Fire Extinguishers	46,380.50
FIRST SIGNAL, LLC	Professional Software Service and Support	35,419.35
FISHNET SECURITY, INC.	Software Maintenance	44,951.92
FORSYTHE SOLUTIONS GROUP. INC	Computer Hardware	591,654.01
FOSTER L B COMPANY	Parts for Rail Track	37,082.20
FULTON COUNTY PUBLIC WORKS	CBS Outdoor Advertising Contract Deferred Commissions	52,202.94
FULTON COUNTY TAX COMM	Tax Liens on Property Acquired for Hamilton Project	31,750.78
FUSECO INC.	Fuses for Rail Cars	385,869.43
G & B SPECIALTIES, INC.	Parts for Switch Machines	100,179.26
G4 ENTERPRISES, INC.	Hardware and Software Maintenance Services	64,992.00
GA NATURAL GAS	Natural Gas For Bus Fleet & Facilities	2,109,596.37
GANTEC CORPORATION	Professional Information Technology Support And Services	907,350.00
GARTNER GROUP INC.	Information Technology Services	48,900.00
GAS SOUTH	Natural Gas For Bus Fleet & Facilities	4,485,613.66
GENUINE PARTS COMPANY - NAPA	Filters and Other Parts & Supplies for Buses	36,538.32
GEORGIA DEPARTMENT OF TRANSPORTATION	Memorial Drive BRT	264,929.82
GEORGIA DEPT. OF LABOR	State Unemployment Taxes & Inspection Permits	664,081.81
GEORGIA POWER COMPANY	Electricity And Rail Propulsion Power & Service And Repair Work orders	17,102,845.05
GEORGIA STATE UNIVERSITY	Professional Services for Projection of Sales Tax Receipts & Reviewing MARTA Code of Ethics	26,350.00
GEORGIA SUBSEQUENT TRUST FUND	Excess Workman's Compensation Assessment & Adjustment	515,448.18
GEORGIA TRANSIT ASSOC.-ATLANTA	Membership Dues & Legislative Transit Day Sponsorship	24,015.00
GEORGIA WESTERN DISTRIBUTORS	CNG Compressor Oil	32,749.34
GEORGIA-PACIFIC OFFICE BLDG.	Rooftop Antennae	61,712.89
GHz COMMUNICATIONS, INC.	Bus Radio/AVL Project	141,869.66
GLOBAL INDUSTRIAL SUPPLY	Various Supplies	27,017.23
GOLDEN ENGINEERING, INC.	Equipment for Police Department	30,129.00
GOOD SUCCESS COMPANY, INC.	Janitorial Services for the MARTA HQ Complex	64,874.41
GOOGLE, INC.	Message Security Service	40,372.00

Metropolitan Atlanta Rapid Transit Authority
Persons, Firms, or Corporations Receiving \$20,000 or More
For the Period July 1, 2009 through June 30, 2010

NAME	PURPOSE	TOTAL
GORDIAN GROUP, INC.	Job Order Contracting Software Maintenance	27,932.48
GOVCONNECTION, INC.	Computer Hardware	129,510.34
GRAINGER	Various Repair Parts	174,347.85
GRAYBAR ELECTRIC	Lamps, Ballasts and Various Electric Parts and Equipment	122,918.66
GREATER GEORGIA LIFE INS. CO.	Employee Life Insurance	757,302.55
GRIMCO, INC.	Aluminum Sheets	32,270.96
GT DISTRIBUTORS	Equipment and Supplies for Police Services	43,287.00
GWINNETT INDUSTRIES, INC.	Property for Memorial Drive BRT	20,145.02
HADLEY PRODUCTS CORPORATION/ TRANSMATIC RAIL LIGHTING DIV.	Lighting and Ballasts for Rail Cars	41,354.99
HARDY FLEET GROUP	Vehicles for Police Department	50,624.00
HARLEY-DAVIDSON OF ATLANTA	Service Police Department Motorcycles	21,820.21
HAROLD L. ROBINSON	Property for Hamilton Bus Facility Project	89,567.01
HAROLD M PITMAN COMPANY	Printing Supplies	25,218.15
HARTFORD LIFE-PENSION PLAN	Pension Contribution for Non Represented Employees	769,433.17
HAY GROUP, INC.	Strategic HR Assessment	236,518.06
HDR ENGINEERING, INC.	System Re-Engineering and Optimization Study	320,250.00
HEALTH DIRECTIONS CONSULTING, LLC	Professional Services for Awarding PBM Contract	38,826.25
HEATH & LINEBACK ENGINEERS, IN	Structural Inspection Engineering And Evaluation Services Of Aerial Structures	317,192.18
HEIDELBERG USA, INC.	Print Shop Equipment	404,309.86
HERZOG CONTRACTING CORP.	Ultrasonic Testing Services for Running Rail	27,842.69
HEWLETT PACKARD	Computer Hardware and Maintenance	226,563.62
HEWLETT-PACKARD FINANCIAL SERVICES COMPANY	Computer Hardware	46,709.62
HOLLAND & KNIGHT LLP	Governmental Affairs Consulting Services	136,000.00
HOPPECKE BATTERIES, INC.	Rail Car Batteries	149,276.55
HOWARD & SONS AUTOMOTIVE SERVICES, INC.	Repair of Vehicles	28,160.19
HOWARD'S WRECKER SERVICE	Body Repair for Buses	28,337.55
HYDRAULIC ELECTRIC, INC.	Bus Repair Parts	42,899.10
HYDRAULIC SUPPLY CO.	Hoses for Buses	77,486.12
IBM	Hardware Maintenance	452,930.50
IMAGANN CLEANING SERVICE	Janitorial Service For Headquarters Complex	112,029.07
INDIAN CREEK BAPTIST CHURCH	Land Parcel for Memorial Drive BRT	40,360.00
ING	Employee Life Insurance	1,689,451.34
INSIGHT GLOBAL, INC	Professional Information Technology Support And Services	213,904.36
INSTITUTE OF INDUSTRIAL ENGINEERS	Six Sigma Training	20,900.00

Metropolitan Atlanta Rapid Transit Authority
Persons, Firms, or Corporations Receiving \$20,000 or More
For the Period July 1, 2009 through June 30, 2010

NAME	PURPOSE	TOTAL
INTEGRATED BUILDING SERVICES, INC.	Roof Replacement Project	101,373.58
INTUEOR CONSULTING, INC.	Technology Consulting Services	1,488,843.39
ISE INGEGNERIA DEI SISTEMI ELE	Parts for Rail Cars	23,460.00
ISPA, INC.	Technology Consulting Services	2,774,035.08
IT DATA STORAGE	Hardware Maintenance	45,495.00
IXYS LONG BEACH, INC.	Parts for Rail Cars	88,674.57
J. SMITH LANIER & CO	Professional Services for the Analysis of Medical/Dental/Vision/Rx	102,023.75
J.M. WILKERSON CONSTRUCTION CO.	Structural Rehabilitation Project	1,094,239.54
JACK NADEL, INC.	Marketing Collateral & Promotional Materials	36,161.42
JACK SPEARS, INC. DBA JSI SIGN	Computer Equipment	29,120.98
JAMES L. HOWARD & COMPANY, INC.	Interior Cab Door Locks for Rail Cars	50,500.69
JAMES MARCUSKY	Professional Services for Escalator Modernization	75,408.50
JANEK	Controllers and Various Parts for Buses	117,335.00
JEM SALES, INC	Cleaner and Degreaser	153,133.75
JHC CORPORATION	Five Points Station Plaza Lighting Upgrade	149,527.21
JME ENTERPRISES	Support Services for Clayton County Contract	61,560.11
JOHN A. DASH & ASSOCIATES	Legal Services	22,929.61
JOHNSON INDUSTRIES	Parts and Supplies for Mobility Vehicles	40,290.44
JOHNSTONE SUPPLY COMPANY	Various HVAC Parts	29,201.62
KACO SUPPLY COMPANY	Trash Can Liners and Other Supplies	24,900.23
KARLA L. DRENNER AND HER ATTORNEY MORAITALIS AND KUSHEL, LLP	Legal Claim Settlement	300,000.00
KATE DIXON C/O GARY M. KAZIN, ESQ.	Legal Claim Settlement	39,851.93
KEMI CONSTRUCTION CO., INC.	BRT/Memorial Drive Corridor Project	4,052,934.37
KIRK'S AUTOMOTIVE INC.	Heat Pumps And Other Repair Parts	197,894.41
KOMATSU FORKLIFT OF ATLANTA	Maintenance & Repair of Forklifts	26,332.17
LANIER STEEL PRODUCTS, INC.	Various Repair Parts for Rail Maintenance	63,112.33
LAURIE A. WILLIAMS	Legal Claim Settlement	34,000.00
LAWN CREATIONS, LLC	Landscape Services	123,246.75
LAWN PRO LANDSCAPING, INC	Landscape Services	72,575.01
LAWSON PRODUCTS INC.	Various Parts for Buildings & Support	20,294.88
LAYER 3 COMMUNICATIONS	Procurement and Installation of Contact Center Manager	43,500.75
LEMUEL M. PROCTOR	Resolve Rail Car Collector Shoe Breakage Issue	20,519.80
LEVI, RAY & SHOUP INC.	Software Support and Maintenance	42,734.05
LIFE SAFETY SYSTEMS, INC.	Security Related Equipment	25,295.00

Metropolitan Atlanta Rapid Transit Authority
Persons, Firms, or Corporations Receiving \$20,000 or More
For the Period July 1, 2009 through June 30, 2010

NAME	PURPOSE	TOTAL
LIFT ATLANTA, INC.	Fork Lift Truck and Electric Burden Carriers	87,840.03
LIGHT BULB DEPOT	Light Bulbs and Ballasts	39,789.48
LINCOLN ASSOCIATES	Parts for Rail Cars	82,310.00
LINK-RADLINSKI, INC.	Brake and Suspension Testing Equipment	275,484.00
LONGWOOD ELASTOMERS, INC	Rubber Suspension for Rail Cars	37,324.60
LPS INTEGRATION, INC.	Computer Hardware	76,427.76
LTK/PTG/S.L. KING TEAM, THE	Technical Expertise For Design, Engineering And Contract Management Of The 238 Rail Car Rehabilitation, And Implementation Of Life Cycle Maintenance Program	1,687,707.89
LUMINATOR MASS TRANSIT	Rail Lamps/Lighting, Lens, Ballasts, Power Boards	80,288.75
LYME COMPUTER SYSTEMS, INC.	Computer Hardware	89,710.00
LYNCHVAL SYSTEMS WORLDWIDE, INC.	Leasing of Pension Administration Software	25,850.00
M.C. DEAN, INC	Furnishing & Installing the Systemwide Closed Circuit TV Upgrade	174,494.71
MABRY & MCCLELLAND	Representation of MARTA in Various Legal Proceedings	456,658.25
MAC PAPERS	Printing Paper for Authority-Wide Use	90,427.93
MARIETTA DAILY JOURNAL	Listing Notifications of Public Hearings, Fare Increases and Budgets	50,172.78
MASSANA CONSTRUCTION, LLC.	Drainage and Abutment Rehabilitation	505,758.25
MCAFFEE INC	Software Maintenance and Support	23,040.00
MCKENNA LONG & ALDRIDGE	Legal Services	58,035.95
MCMASTER-CARR SUPPLY CO	Various Repair Parts & Tools	27,427.43
MCNAUGHTON-MCKAY ELECTRIC CO	Controllers and Various Parts for Buses	26,114.17
MCPHERSON OIL CO. INC.	Engine Oil	385,038.13
MECO OF ATLANTA	Fuel Dispensers and Pumps for Buses	45,629.20
MEISTER ELECTRONICS	Circuit Board, Controllers & Various Parts for Rail Cars	201,045.43
MERLINOS & ASSOCIATES, INC	Reserves & Funding Analysis for Risk Management	24,998.64
METLIFE TOWER RESOURCES GROUP INC.	Legal Claim Settlement	1,200,000.00
METRO ATLANTA TRANSIT TEAM (MATT)	General Engineering Consulting Services in Support of the Capital Program	9,585,252.69
METRO VAC & BROOM SERVICE	Sweeping of Parking Lots	72,000.00
METROPOLITAN ATLANTA TRANSIT CONSULTANTS (MATC)	General Engineering Consulting Services in Support of the Capital Program	14,946,850.65
MICHELIN TIRE CORPORATION	Bus Tire Lease and Service	2,290,162.41
MINGLEDORFF'S INC - NORCROSS	HVAC Equipment	50,939.21
MINNIE M. MANUEL AND HER ATTORNEY, BURROUGHS JOHNSON HOPEWELL	Legal Claim Settlement	50,000.00
MKW TECH, INC.	Various Parts for Rail Cars	28,107.95

Metropolitan Atlanta Rapid Transit Authority
Persons, Firms, or Corporations Receiving \$20,000 or More
For the Period July 1, 2009 through June 30, 2010

NAME	PURPOSE	TOTAL
MOBILE COMMUNICATIONS, DEKALB	Communications Equipment and Supplies	24,615.00
MOHAWK MFG. & SUPPLY CO.	Various Bus Maintenance Parts	199,369.21
MOORE & VAN ALLEN PLLC	Professional Services to Unwind Lease Leaseback Financings	55,450.77
MORGAN STANLEY DEAN WITTER	Employer Portion of Pension - Clayton County	33,873.96
MOTOROLA INCORPORATED	Maintenance and Support Services for the Radio Communications System	524,273.74
MSC INDUSTRIAL SUPPLY CO.	Small Tools and Equipment	48,674.17
MUNCIE TRANSIT SUPPLY	Various Repair Parts For Revenue Vehicles	260,084.96
MUNDLE & ASSOCIATES, INC	Development of VBFS Implementation Plan Options	360,797.16
MUZAK OF ATLANTA	Muzak Provided Services	21,822.11
MYTHICS, INC.	Software Maintenance for Oracle Systems	470,757.06
NATIONAL BUS SALES & LEASING	Bus Repair Parts	77,427.83
NATIONAL FIRE PROTECTION ASSO	Fire Protection System Training	46,258.45
NEOPART DIV. OF NEOPLAN USA	Various Bus Replacement and Repair Parts	268,909.09
NEW FLYER INDUSTRIES CANADA, ULC	Various Bus Replacement and Repair Parts	2,150,104.93
NEW FLYER OF AMERICA	New Style Low Floor Buses	41,653,871.01
NEW GEORGIA COLLISION	Body Repair for Buses	48,352.22
NEW HORIZONS OF ATLANTA	Training Seminar	67,695.00
NEWTON DISTRIBUTING COMPANY, INC.	High Efficiency Hand Dryers	45,570.00
NEXTEL COMMUNICATIONS, INC.	Mobile Phone Service	40,677.24
NORTH AMERICAN BUS INDUSTRIES, INC.	Various Bus Replacement and Repair Parts	251,030.71
NORTH AMERICAN SPECIALTY GLASS LLC	Glass for Rail Cars	69,570.82
NORTHERN TRUST COMPANY	Employer Portion of Non-Represented Pension and Other Post Employment Benefits Contribution	22,363,820.96
OFFICE DEPOT, INC-FLORIDA	Office Supplies	128,313.55
O'GARA TRAINING AND SERVICES, LLC	WMD Series Exercise and Corrective Action Program	99,900.00
OPEN TEXT, INC.	Software Licensing and Maintenance	23,166.75
ORACLE USA, INC.	Software Licensing and Maintenance	154,972.77
ORX	Rehabilitation of Rail Car Wheelsets	49,988.00
PAMET SOFTWARE, LLC.	Software Server Licenses For Police Server And Cadserver	57,624.00
PATTON'S, INC	Installation of Air Compressors	33,314.19
PBS&J	Surveying & Digital Orthophotography Services	75,972.10
PEACHTREE GOVERNMENT AFFAIRS, LLC.	Legal and Governmental Services	36,000.00
PEOPLE'S JANITORIAL SUPPLIES	Janitorial Supplies, Cleaners, Deodorizers, Polishing Pads, Gloves, Brooms	312,989.20
PETROLEUM TRADERS CORPORATION	Diesel Fuel And Gasoline for Revenue Vehicles	8,023,749.71

Metropolitan Atlanta Rapid Transit Authority
Persons, Firms, or Corporations Receiving \$20,000 or More
For the Period July 1, 2009 through June 30, 2010

NAME	PURPOSE	TOTAL
PHW, INC.	Equipment for Rail Cars & Rail Control Rooms	50,204.49
PINNACLE SOLUTIONS	Deodorizer for Rest Rooms and Elevators	30,382.00
PINNACLE TOWERS INC.	Rental Of Tower Space For Radio Communications	44,566.72
PITMAN COMPANY	Printing Equipment and Software	39,844.56
PITNEY-BOWES, INC.	Toner Cartridges and Mail System Lease	27,846.67
PLASSER AMERICAN CORPORATION	Various Parts & Equipment for Track & Structures	30,149.60
POLARIS ASSOCIATES, INC.	Technology Consulting Services	532,425.10
POND & COMPANY	Design of Security Upgrades	891,243.69
PORTER PAINTS	Painting Supplies	24,620.58
POST GLOVER RESISTORS INC	Brake Resistor Assemblies for Rail Cars	172,668.41
POWER AND ENERGY SERVICES, INC.	Inspection, Testing and Maintenance of Emergency Standby Generators, & Automatic Transfer Switches	29,370.30
PREMACO, INC.	Tools and Supplies for Bus Maintenance	23,541.01
PRESIDIO NETWORKED SOLUTIONS	Technology Equipment and Licenses	226,009.15
PREVOST PARTS	Parts for Buses	29,007.91
PRO-TEC FIRE PROTECTION, INC.	First Aid Kits and Fire Sprinkler Tests	23,014.92
PROTECTING THE HOMELAND INNOVATIONS, LLC	Patriot System Manuals	23,375.00
PUBLIC FACILITIES & SERVICES	Custodial and Landscape Services	27,899.78
PURSLEY LOWERY & MEEKS, LLP	Representation of MARTA in Various Legal Proceedings	421,293.85
QNET INC.	Professional Information Technology Support And Services	320,194.83
RAIL TRUSTS EQUIPMENT, INC	GE 50 Ton Locomotive for Rail Services	257,658.00
RAILX CORP	Traction Rods and Shoulder Sleeves for Rail Cars	33,100.00
RAM INDUSTRIAL SERVICES, INC.	AC and DC Traction Motor Overhaul and Repair Services	447,934.37
RED THE UNIFORM TAILOR, INC	Employee Uniforms And Work Clothes	66,850.71
REGIONAL LIGHTING, LLC	Ballasts, Lamps and other Parts	29,092.15
REGIONS EQUIPMENT FINANCE, LTD.	Collateral Replacement Waiver Fee Regarding LILO Arrangements	950,000.00
RELIABLE HYDRAULICS	Repair of Bus Lifts	25,556.30
RESOURCE SUPPLY MANAGEMENT	Consulting Services for Energy Procurement and Utilization	78,732.50
RESURGENS RISK MANAGEMENT	Property and Casualty Insurance Coverage	3,869,199.13
ROBERTA DIXON & JOSHI & PATEL, LLC.	Legal Claim Settlement	48,298.50
ROBIN STEVENS CONSULTING	Professional Services for the Development and Implementation of Effective Project Management Practices	41,467.10
ROSIE Y. ODEM	Workers Compensation Settlement	117,034.70
ROYAL BRASS & HOSE	Bolts, Couplings and Hose Clamps	20,884.74
RPM INDUSTRIES	Parts for Bus Maintenance	25,164.78
RTC ATLANTA	Parts for Bus Maintenance	40,769.53

Metropolitan Atlanta Rapid Transit Authority
Persons, Firms, or Corporations Receiving \$20,000 or More
For the Period July 1, 2009 through June 30, 2010

NAME	PURPOSE	TOTAL
RUSH TRUCK CENTERS OF GEORGIA, INC.	Repairs and Parts for Vehicles	163,031.88
SAE PARTS WAREHOUSE	Parts for Bus Maintenance	59,443.94
S & W SERVICES OF ATLANTA	Revenue Vehicle Towing Services	269,575.00
S&ME, INC.	Laredo Bus Maintenance Facility Groundwater Remediation System	386,902.00
S.G.A.	Parts for Rail Cars	24,870.00
SAP AMERICA, INC.	Software Licenses and Maintenance	30,268.77
SCHINDLER ELEVATOR CORPORATION	Escalator Rehabilitation Project & Elevator/Escalator Maintenance	4,491,156.95
SCOTTSDALE INSURANCE CO.	Insurance for Clayton County Transit	34,689.99
SECOVA, INC.	Procurement of On-Line Administration and Enrollment Services	135,256.88
SHARON GREEN AND ASSOCIATES	Atlanta Streetcar Financial Plan	54,688.71
SHERITA HARDMAN	Legal Claim Settlement	51,045.06
SHERYL POWELL C/O	Legal Claim Settlement	26,072.14
SHI INTERNATIONAL CORP.	Software Maintenance & Support	28,373.00
SIEMENS BUILDING TECHNOLOGIES	Rehabilitation of Fire Protection System	158,264.90
SIMMONS MACHINE TOOL CORP	Repair Wheel Truing Machines for Rail Maintenance	26,759.28
SIMPLEX GRINNELL	Rehabilitation & Maintenance fo Fire Protection System	328,371.45
SNAPPER IND PRODUCTS INC	Various Tools & Equipment	119,676.77
SOFIYA CORPORATION	Bus Rapid Transit Project	74,000.00
SOUTHERN METAL INDUSTRIES	Furniture for K-9 Installation	30,160.50
SOUTHERN METALCRAFT, INC.	Parts for Rail Cars	50,415.00
SPECIALIZED PRODUCTS COMPANY	Technology Equipment	25,706.30
SPRINT PCS	Cellular Phone Service	75,387.18
SPRINT/NEXTEL	Cellular Phone Service	252,424.51
SPSS INC	Software Licensing and Maintenance	166,239.00
SRT SUPPLY INC.	Legal Claim Settlement	46,443.12
STAG ENTERPRISE, INC.	Work Gloves and Other Supplies	173,011.70
STANDARD & POOR'S FINANCIAL SERVICES, LLC.	Analytical Services	52,000.00
STANLEY SECURITY SOLUTIONS, INC.	Door Locks and Keys	47,825.87
STAPLES	Office Supplies	31,168.76
STATE BOARD WORKMANS'COMP	FY 2010 Annual Assessment	77,908.09
STATE ROAD & TOLLWAY AUTHORITY	Georgia 400 Toll Charges	110,422.70
STONE MNT. TURF & SHRUB CARE	Landscape Services	278,754.75
STORAGE ENGINE, INC.	Software and Maintenance	1,261,679.88
STS,LLC	Utility Location Service	176,843.05
SULLIVAN AND WORCESTER, LLP	Waiver Agreement Regarding LILO Agreements	55,000.00

Metropolitan Atlanta Rapid Transit Authority
Persons, Firms, or Corporations Receiving \$20,000 or More
For the Period July 1, 2009 through June 30, 2010

NAME	PURPOSE	TOTAL
SUNGARD AVAILABILITY	Disaster Recovery for Computer Processing Functions	113,280.00
SUPERIOR UNIFORM GROUP, INC.	Employee Uniforms And Work Clothes	67,709.54
TEAM PEST USA	Pest and Pigeon Control Services	37,977.20
TECH DEPOT	Computer Software	27,990.00
TECHNICAL MAINTENANCE INC.	Calibration Services for Test Equipment	45,338.80
TEKSYSTEMS	Financial Planning & Technology Consulting	41,589.65
TELMAR NETWORK TECHNOLOGY	Service Level Agreement for CTAC Support Service	61,830.00
TEMPUS SYSTEMS INC.	Annual Software Maintenance Fee For Timeware	28,068.13
THE HOME DEPOT	Various Tools, Parts and Supplies	99,467.28
THERMO KING ATLANTA, INC.	HVAC Units and HVAC Repair Parts for Buses	337,795.71
THOMAS F. BROWN, II, PC	Legal Claim Settlement	39,654.30
THOMAS, KENNEDY, SAMPSON & TOMPKINS	Representation of MARTA in Various Legal Proceedings	178,787.05
TRANE U.S. INC.	HVAC Equipment	34,595.48
TRANSCHEDED SYSTEMS, LLC	Software Maintenance for Teledriver System	111,762.56
TRAPEZE SOFTWARE GROUP	Software Licensing and Maintenance	377,994.05
TRELLIS ROSS AND HIS ATTORNEYS	Legal Claim Settlement	1,050,000.00
TRINITY LANDSCAPE & DESIGN, LL	Landscape Services	95,000.04
TSI	Homeland Security Training	30,408.00
TTA Systems LLC	Parts for Rail Cars	48,985.65
TURBO POWER SYSTEMS, LTD	Parts for Rail Cars	216,409.23
U S POSTAL SERVICE	Postage	60,770.00
U.S. MECHANICAL, LLC	Facilities Repair Services	73,584.06
ULTRALINK, INC.	Online Benefits Enrollment Service	64,403.00
UNIFIED RUBBER CORP	Parts for Rail Cars	25,351.84
UNISOURCE WORLDWIDE, INC.	Paper Towels & Other Supplies	122,766.98
UNITED TRANSMISSION SERVICE	Repair of Bus Transmissions	44,300.00
UNIVERSITY OF GEORGIA	Project Management Training and Consulting Services	122,663.34
URBAN TRANSPORTATION ASSOC UTA	APC Equipment, Maintenance, Data Analysis and Training	214,872.00
URS CORPORATION	Environmental Engineering Consulting Services	200,885.43
USIS, INC. DBA AMERISYS	Worker's Compensation Managed Care	289,035.90
USSC GROUP, INC.	Various Replacement/Repair Parts for Buses	78,336.78
UTC RAIL & AIR SOURCES, INC.	Overhaul and Repair of Rail Car AC Wheelsets	656,491.71
UTILITIES PROTECTION CENTER	Membership Fees for Wayside Maintenance	27,639.44
VAPOR STONE RAIL SYSTEMS	Compressor Kits, Rail Car Door and Other Replacement/Repair Parts for Rail Cars	1,074,460.21

Metropolitan Atlanta Rapid Transit Authority
Persons, Firms, or Corporations Receiving \$20,000 or More
For the Period July 1, 2009 through June 30, 2010

NAME	PURPOSE	TOTAL
VECOM USA LLC	Replacement/Repair Parts for Rail Cars	383,333.28
VEHICLE MAINTENANCE PRGM, INC.	Fuses, Filters and Lamps for Buses	77,686.55
VERINT SYSTEMS, INC.	Analog Recorder	42,456.66
VERSANT FUNDING, LLC	Hardware for Network Refresh Project	983,850.00
VINCENT PRINTING COMPANY, INC.	Transit Maps, Posters & Fare Guides	23,560.65
V-TECH ENGINEERING, INC.	Motor Encoder for Rail Cars	130,415.43
W. W. WILLIAMS SE, INC.	Parts and Repairs for Buses	46,702.72
WABCO TRANSIT	Specialized Rail Car Repair/Replacement Parts	3,013,691.94
WADE FORD	Maintenance and Repair Parts for Vehicles	120,321.87
WEAVER DISTRIBUTORS, INC.	Bus Batteries	351,458.28
WELLS FARGO BANK, N.A.	Employer Portion of Represented Pension Contributions	5,392,623.84
WEST INFORMATION PUBLISHING	Legal Library Update Service	52,402.30
WHITE ELECTRICAL CONSTRUCTION COMPANY	Auxiliary Power/MCC Replacement - Ashby Street	550,741.14
WHOLESALE INDUSTRIAL ELECTRONI	Parts for Rail Cars	169,639.93
WILLIAM & MARY LUMBER SO., LLC	Azobe Ties for Southyard Tower Upgrade	30,315.00
WILLIAM L. SAUNDERS	Consulting Services	49,650.00
WILLIAMS CONSULTING GROUP, INC.	Professional Governmental Affairs Services	86,236.87
WILLIAMS DETROIT DIESEL	Bus Engines, Transmissions & Various Maintenance and Repair Parts	3,414,143.63
WM LAMPTRACKER, INC.	Shipping Boxes for Mercury Containing Lamps	24,132.75
WRIGHT EXPRESS FINANCIAL SVC.	Gasoline For Service Vehicles	151,888.10
XEROX OMNIFAX	Lease and Maintenance of Office Equipment	275,269.58
XPEDX	Printing Papers	77,283.53
XPEDX ATLANTA	Paper Towels, Trash Bags & Other Supplies	52,527.82
ZEP MANUFACTURING COMPANY	Specialty and General Purpose Cleaners	22,500.82
ZIEGLER TOOLS INC	Filmshield for Rail Cars & Various Tools & Supplies	239,631.76
ZURVAHN LLC	Repair Kit for Cab Handset & Motor Encoders for Rail Cars	25,573.28

METROPOLITAN ATLANTA RAPID TRANSIT AUTHORITY PAYMENTS TO CONSULTANTS

The report lists all the consultants who performed services for MARTA, a brief description of the service provided, along with the total payment made by MARTA to them during the year. All consultants are listed regardless of the amount paid.

Metropolitan Atlanta Rapid Transit Authority
 Payments to Consultants
 For the Period July 1, 2009 to June 30, 2010

<u>PAYEE</u>	<u>Purpose</u>	<u>Total Payments</u>
2020 Company, LLC	Technology Consulting Services	516,122.50
AAA PCITS	Computer Training	25,156.00
Abacus Solutions, LLC	Network Application Maintenance	197,114.14
American Court Reporting Co.	Court Reporting Services	325.90
Applebaum & Associates, P.C.	Representation of MARTA in Various Legal Proceedings	549,899.48
Arcadis U.S., Inc.	Surveying Services	9,324.33
Artison & Associates	Consulting Services for the MARTA Connector	6,000.00
Asset Works, Inc.	EAM/ERP Software Maintenance	383,697.30
ATC Associates	Geotechnical Engineering and Construction Materials Testing	940,719.78
AVS Consulting	Police Psychological Assessment Program	24,695.00
Axiom Corporation	General Consulting and Professional Services	539,566.62
B2T Training	Business Analysis Training Program	2,395.00
Beach Consulting	Review of Transit Planning Board's Concept Three Report & Peachtree Streetcar Project	700.00
Bernes & Company	Appraisal Services	2,950.00
BHA Consulting, LLC	Perform MARTA's Other Post Employment Benefits (OPEB) Study	4,806.00
Booz Allen & Hamilton, Inc.	Development of the Data Warehousing Portal	109,896.50
Bruce L. Bromberg	Legal Services	100.00
Bryan Cave Powell Goldstein	Representation of MARTA in Various Legal Proceedings	310,623.74
Bureau Veritas North America, Inc	Safety, Health & Industrial Hygiene Consulting Svcs	325,770.14
Caliber Court Reporting, Inc.	Court Reporting Services	519.05
Carr & Associates	Appraisal Services	5,500.00
CH2M Hill, Inc.	Professional Engineering Service For Environmental Protection Projects And Compliance With State And Federal Regulations	1,197,829.02
Cherry, Bekaert & Holland, LLP	Annual Financial Audit Services	255,900.00
Clifton Corridor Transportation Management Association	Analysis Study	29,433.29
Cognitive Technologies, Inc.	Technology Consulting Services	57,775.52
Compsych Corporation	Employee Assistance Program Provider	32,360.00
Creating Pride Atlanta, Inc.	Destination Breeze Community Art Project	3,000.00
David Ates, P.C.	Legal Services	50,100.00
Deborah H. Weigel, Inc.	Deposition Services	229.95
Deriv Activ, Inc.	Swap Monitoring Professional Services	18,500.00
Dickerson Communications	Media and Communication Consulting Services	58,861.16
DMJM Harris	Transit Planning Consulting Services	6,270,964.73
Donald P. Edwards, Attorney	Representation of MARTA in Various Legal Proceedings	188,432.09
E. W. Gogolin & Associates, LLC	Representation of MARTA in Various Legal Proceedings	149,167.50
E. William Hockenbery, Esq.	Joint Labor-Management Training	9,368.00

Metropolitan Atlanta Rapid Transit Authority
 Payments to Consultants
 For the Period July 1, 2009 to June 30, 2010

<u>PAYEE</u>	<u>Purpose</u>	<u>Total Payments</u>
Eckert Seamans Cherin & Mellot	Professional Services for Unwinding Lease Leaseback Financing Agreements	344,868.20
EIS Technologies, Inc.	Payroll Functional Consultant	8,365.00
Elizabeth Gallo Court Reporting, LLC.	Court Reporting Services	297.55
EnGenius Consulting Group	Professional Information Technology Support And Services	1,651,231.07
Ensco, Inc.	Perform the Third Rail Geometry Test	82,129.75
Esquire	Transcription & Desposition Services	4,748.66
Essie L. Rowser/DBA Parliamentary Bridge	Parliamentary Services	450.00
Evans Technology, Inc	Implementation of Capital Improvement Program Software Applications	1,640.00
Freedom Court Reporting, Inc.	Court Reporting Services	138.90
Gantec Corporation	Professional Information Technology Support And Services	907,350.00
Gartner Group Inc.	Information Technology Services	48,900.00
Georgia State University	Professional Services for Projection of Sales Tax Receipts & Reviewing MARTA Code of Ethics	26,350.00
GHZ Communications, Inc.	Bus Radio/AVL Project	141,869.66
Global Knowledge Network	Information Technology Training	9,185.00
Goodfellow, Kari A.	Interpreting Services for Public Hearings	1,950.00
Gordian Group, Inc.	Job Order Contracting Software Maintenance	27,932.48
Hands Together Interpreting	Interpreting and Signing Services	1,811.87
Hay Group, Inc.	Strategic HR Assessment	236,518.06
HDR Engineering, Inc.	System Re-Engineering and Optimization Study	320,250.00
Health Directions Consulting, LLC	Professional Services for Awarding PBM Contract	38,826.25
Holland & Knight, LLP	Governmental Affairs Consulting Services	136,000.00
Hudson Mann, Inc	Affirmative Action Support Services	2,500.00
IBM Corporation	Hardware Maintenance	452,930.50
Insight Global, Inc.	Professional Information Technology Support And Services	213,904.36
Intueor Consulting, Inc.	Technology Consulting Services	1,488,843.39
ISPA, Inc.	Technology Consulting Services	2,774,035.08
J. Smith Lanier & Co.	Professional Services for the Analysis of Medical/Dental/Vision/Rx	102,023.75
James E. McGuire, LLC	Legal Services	6,711.25
James Marcusky	Professional Services for Escalator Modernization	75,408.50
Janel Group of Georgia, Inc.	Professional Customs Broker Services for CPM Overseas Parts	2,133.87
JME Enterprises	Support Services for Clayton County Contract	61,560.11
John A. Dash & Associates	Legal Services	22,929.61
John R. Monroe, Attorney at Law	Legal Services	1,000.00
Jones Worley Communications	Completion of 30th Anniversary Plan	2,500.00

Metropolitan Atlanta Rapid Transit Authority
 Payments to Consultants
 For the Period July 1, 2009 to June 30, 2010

<u>PAYEE</u>	<u>Purpose</u>	<u>Total Payments</u>
JPA Reporting, LLC.	Court Reporting Services	135.00
Kelly Mills	Professional Photography Services	4,137.50
King & Spalding	Services Regarding Arivec Landfill	435.25
Kwizcom Corporation	Software Customization	4,934.00
Language Line Services	Services for Interpretations via Phone	478.32
Lemuel M. Proctor	Resolve Rail Car Collector Shoe Breakage Issue	20,519.80
LTK/PTG/S.L. King Team, The	Technical Expertise For Design, Engineering And Contract Management Of The 238 Rail Car Rehabilitation, And Implementation Of Life Cycle Maintenance Program	1,687,707.89
Mabry & McClelland	Representation of MARTA in Various Legal Proceedings	456,658.25
McKenna Long & Aldridge	Legal Services	58,035.95
Merlinos & Associates, Inc.	Reserves & Funding Analysis for Risk Management	24,998.64
Metro Atlanta Transit Team (MATT)	General Engineering Consulting Services in Support of the Capital Program	9,585,252.69
Metropolitan Atlanta Transit Consultants (MATC)	General Engineering Consulting Services in Support of the Capital Program	14,946,850.65
Metze, Marie Robinson	Future City Program Initiative	1,451.61
Morris Interpreting Services, Inc.	Interpretation Services	12,019.52
Morris James, LLP	Professional Servies Regarding LILO Transactions	19,545.47
Mundle & Associates, Inc.	Development of VBFS Implementation Plan Options	360,797.16
Paul A. Warner	Consulting Service for Nuisance Behavior	11,911.59
PBS&J	Surveying & Digital Orthophotography Services	75,972.10
Peachtree Government Affairs, LLC	Legal and Governmental Services	36,000.00
Pinnacle Investment Advisors	Financial Advisory Services	10,000.00
Polaris Associates, Inc.	Training Services for Reporting Workbench & Reports Archival Solution Services	532,425.10
Pond & Company	Design Services For Facility Lighting Modification At Rail Stations And Other Facilities	891,243.69
Presidio Networked Solutions	Technology Equipment and Licenses	226,009.15
Protecting the Homeland Innovations, Inc.	Patriot System Manuals	23,375.00
Pursley Lowery Meeks, LLP	Representation of MARTA in Various Legal Proceedings	421,293.85
Q & A Reporting Services, Inc.	Court Reporting Services	1,283.55
QNET, Inc.	Professional Information Technology Support And Services	320,194.83
Reardon Reporting, Inc.	Court Reporting Services	235.90
Regency Reporting, Inc.	Court Reporting Services	8,972.33
Resource Supply Management	Consulting Services for Energy Procurement and Utilization	78,732.50
Richard J. Fox	Consulting Review of Quality of Service	12,503.00

Metropolitan Atlanta Rapid Transit Authority
 Payments to Consultants
 For the Period July 1, 2009 to June 30, 2010

<u>PAYEE</u>	<u>Purpose</u>	<u>Total Payments</u>
Robin Stevens Consulting	Organizational Assessment Professional Services	41,467.10
Sharon Green and Associates	Atlanta Streetcar Financial Plan	54,688.71
Stephen Newhouse	Prof. Svcs. to Develop Governmental & Community Relations Program	750.00
Stogner Enterprises, Inc.	Audit Services for the Dept. of Internal Audit	500.00
Storage Engine, Inc.	Software and Maintenance	1,261,679.88
STR Software	Consulting Services for the Business Transformation Program	12,700.00
T3i	PCI Compliance Assessment	10,000.00
Thomas P. Hock & Associates	Legal Services	2,930.83
Thomas, Kennedy, Sampson & Tompkins	Representation of MARTA in Various Legal Proceedings	178,787.05
Thompson Goodis Thompson Groseclose & Richardson P.A.	Legal Services	12,582.50
Transched Systems. Ltd.	Software Maintenance for Teledriver System	111,762.56
Transportation Resource Associates, Inc.	APTA Peer Review	17,529.75
Trapeze Software Group	Software Licensing & Maintenance	377,994.05
Truelanguage	Transalation Services	4,937.12
University of Georgia	Project Management Training & Consulting Services	122,663.34
Urban Transportation Assoc. UTA	APC Equipment, Maintenance, Data Analysis and Training	214,872.00
USIS, Inc. dba Amerisys	Worker's Compensation Managed Care	289,035.90
Wheeler Reporting Company	Deposition Services	4,009.29
William L. Saunders	Consulting Services	49,650.00
Williams Consulting Group, Inc.	Professional Governmental Affairs Services	86,236.87
Wilson Ihrig & Assoc Inc.	Vibration Study	122.55
Wimberly, Lawson, Steckel	Representation of MARTA in Various Legal Proceedings	2,172.50

Fees Paid to Board

METROPOLITAN ATLANTA RAPID TRANSIT AUTHORITY BOARD OF DIRECTORS' FEES

This report lists the total fees paid during the fiscal year to each member of the MARTA Board of Directors for their service on the Board. The report does not include travel or conference expenses.

METROPOLITAN ATLANTA RAPID TRANSIT AUTHORITY
Board of Directors Fees
Paid For the Period July 1, 2009 through June 30, 2010

<u>DIRECTOR</u>	<u>Total Fees</u>
Abernathy, Juanita Jones	\$ 4,725.00
Adams, Keith	2,835.00
Axam, Clara H.	3,885.00
Buckley, Harold Sr.	6,930.00
Daniels, Frederick	2,415.00
Durrett, Jim	-
Glaze, George E.	2,100.00
Kaufman, Barbara Babbit	3,780.00
Kimbrough, Walter L.	5,880.00
Leonard, Gloria	4,515.00
Le'Veil, Bruce E.	1,680.00
McClinton, Joann Godfrey	3,780.00
Tyler, Michael W.	14,175.00
Wall, Edmund J.	1,680.00
Walls, Michael	12,285.00

Board Travel Expenses

METROPOLITAN ATLANTA RAPID TRANSIT AUTHORITY BOARD OF DIRECTORS' TRAVEL

The following report is a detailed listing of Board of Directors' travel for fiscal year 2010. The majority of trips were sponsored by the American Public Transportation Association (APTA), who hosts a series of educational seminars each year.

FY10 Summary of MARTA Board Travel Expenses

NAME	Description & Date	Amount	Purpose & Detail
Adams, Keith E.	APTA Annual Meeting, Orlando, FL - October - 4 - 7, 2009	\$2,301.83	APTA's Annual Meeting - transit professionals from throughout the US come together to learn and network. Sessions offered included Authorization - Post SAFETEA-LU; Fostering TOD in Regional Plans and Programs; Doing Business with DBEs; Building Transit's Workforce 2010 & Beyond; Steering Agencies Through Turbulent Times; Partnerships for Sustainable Communities; ENO Orientation for New Board Members; Surveillance Systems in Transit.
Adams, Keith E.	APTA Legislative Conference - Washington, DC - March 14 - 16, 2010	\$2,515.58	Transits across the country convene in Washington to 'Walk the Hill' to ensure their voices are heard on issues of transit and transportation. Conference sessions include: key congressional staff reports on how U.S. Senators and Representatives are addressing transit issues; ENO provided a course on understanding and communicating with the media; An update from the U.S. Department of Transportation.
Adams, Keith E.	APTA 2010 Rail Conference - Vancouver, BC, Canada - June 6 - 9, 2010	\$3,175.20	The 2010 Rail Conference session and workshop agendas included: Safety Culture and Organization Change; Positive Train Control Plans; High-Speed and Intercity Rail; It Takes a Region: Integrating Rail Investment in Multimodal Plans and Programs; Energy, Environment & Transit; State of Good Repair; Developing Federal and Local Partnerships to Expedite Project Deliver; a series of technical tours were offered.
Axam, Clara H. .	APTA Legislative Conference - Washington, DC - March 14 - 16, 2010	\$1,479.37	Transits across the country convene in Washington to 'Walk the Hill' to ensure their voices are heard on issues of transit and transportation. Conference sessions include: key congressional staff reports on how U.S. Senators and Representatives are addressing transit issues; ENO provided a course on understanding and communicating with the media; An update from the U.S. Department of Transportation.

FY10 Summary of MARTA Board Travel Expenses

Buckley, Sr., Harold	APTA Annual Meeting - Orlando, FL- October 4 - 7, 2009	\$2,655.35	APTA's Annual Meeting - transit professionals from throughout the US come together to learn and network. Sessions offered included Authorization - Post SAFETEA-LU; Fostering TOD in Regional Plans and Programs; Doing Business with DBEs; Building Transit's Workforce 2010 & Beyond; Steering Agencies Through Turbulent Times; Partnerships for Sustainable Communities; ENO Orientation for New Board Members; Surveillance Systems in Transit.
Daniels, Jr., Frederick L.	APTA 2010 Rail Conference - Vancouver, BC, Canada - June 6 - 9, 2010	\$3,283.55	The 2010 Rail Conference session and workshop agendas included: Safety Culture and Organization Change; Positive Train Control Plans; High-Speed and Intercity Rail; It Takes a Region: Integrating Rail Investment in Multimodal Plans and Programs; Energy, Environment & Transit; State of Good Repair; Developing Federal and Local Partnerships to Expedite Project Deliver; a series of technical tours were offered.
Durrett, Jim	APTA Legislative Conference - Washington, DC - March 14 - 16, 2010	\$2,017.64	Transits across the country convene in Washington to 'Walk the Hill' to ensure their voices are heard on issues of transit and transportation. Conference sessions include: key congressional staff reports on how U.S. Senators and Representatives are addressing transit issues; ENO provided a course on understanding and communicating with the media; An update from the U.S. Department of Transportation.
Kaufman, Barbara Babbit	APTA Annual Meeting - Orlando, FL - October 4 - 7, 2009	\$1,813.23	APTA's Annual Meeting - transit professionals from throughout the US come together to learn and network. Sessions offered included Authorization - Post SAFETEA-LU; Fostering TOD in Regional Plans and Programs; Doing Business with DBEs; Building Transit's Workforce 2010 & Beyond; Steering Agencies Through Turbulent Times; Partnerships for Sustainable Communities; ENO Orientation for New Board Members; Surveillance Systems in Transit.

FY10 Summary of MARTA Board Travel Expenses

Leonard, Gloria	APTA Transit Board Member Seminar - Cincinnati, OH - July 18 - 21, 2009	\$1,794.20	APTA's Transit Board Member Seminar - this conference is for Transit Board Members and Board Support personnel. The focus is on strengthening leadership skills, professional development opportunities, educational resources and peer exchange. Sessions offered: Board of Directors' governing role and function; the Board members' role in labor negotiations; strategic planning for the next five years and various sessions on ADA compliance and eligibility issues.
Leonard, Gloria	APTA Annual Meeting - Orlando, FL - October 4 - 7, 2009	\$2,392.34	APTA's Annual Meeting - transit professionals from throughout the US come together to learn and network. Sessions offered included Authorization - Post SAFETEA-LU; Fostering TOD in Regional Plans and Programs; Doing Business with DBEs; Building Transit's Workforce 2010 & Beyond; Steering Agencies Through Turbulent Times; Partnerships for Sustainable Communities; ENO Orientation for New Board Members; Surveillance Systems in Transit.
Leonard, Gloria	APTA Legislative Conference - Washington, DC - March 14 - 16, 2010	\$2,464.36	Transits across the country convene in Washington to 'Walk the Hill' to ensure their voices are heard on issues of transit and transportation. Conference sessions include: key congressional staff reports on how U.S. Senators and Representatives are addressing transit issues; ENO provided a course on understanding and communicating with the media; An update from the U.S. Department of Transportation.
LeVell, Bruce	APTA Annual Meeting - Orlando, FL - October 4 - 7, 2009	\$1,602.36	APTA's Annual Meeting - transit professionals from throughout the US come together to learn and network. Sessions offered included Authorization - Post SAFETEA-LU; Fostering TOD in Regional Plans and Programs; Doing Business with DBEs; Building Transit's Workforce 2010 & Beyond; Steering Agencies Through Turbulent Times; Partnerships for Sustainable Communities; ENO Orientation for New Board Members; Surveillance Systems in Transit.

FY10 Summary of MARTA Board Travel Expenses

LeVell, Bruce	APTA Legislative Conference - Washington, DC - March 14 - 16, 2010	\$2,683.25	Transits across the country convene in Washington to 'Walk the Hill' to ensure their voices are heard on issues of transit and transportation. Conference sessions include: key congressional staff reports on how U.S. Senators and Representatives are addressing transit issues; ENO provided a course on understanding and communicating with the media; An update from the U.S. Department of Transportation.
Tyler, Michael W.	MARTA Annual Appropriations Visit - Washington, DC - March 2 - 4, 2010	\$1,524.68	FY 2011 Appropriations visit to Washington, DC with General Manager/CEO, Dr. Beverly A. Scott. MARTA's FY 2011 Appropriations request included: \$12M for MARTA buses; bus facilities and security improvements; \$15.4M for MARTA fare system improvements; \$4.5M for the I20 East transit corridor. Meetings were held with Rep. John Lewis, Rep. David Scott, Senate Banking Committee, Sen. Saxby Chambliss, Senator Johnny Isakson, Admin. Peter Rogoff, Polly Trottenberg and Beth Osborn of US DOT and Rep. Stanford Bishop.
Tyler, Michael W.	APTA Legislative Conference - Washington, DC - March 14 - 16, 2010	\$2,220.54	Transits across the country convene in Washington to 'Walk the Hill' to ensure their voices are heard on issues of transit and transportation. Conference sessions include: key congressional staff reports on how the U.S. Senators and Representatives are addressing transit issues; ENO provided a course on understanding and communicating with the media; An update from the U.S. Department of Transportation.

METROPOLITAN ATLANTA RAPID TRANSIT AUTHORITY EMPLOYEE TRAVEL EXPENSES

This report list details of all non-local travel expenses by MARTA employees during the fiscal year. The employees' name, purpose, and expenses incurred are detailed.

FY10 Summary of MARTA Staff Travel

NAME	Cost Ctr	Description & Date	Amount	Purpose & Detail
Andrews, LaTeekey	22510	Regional Leadership Development-St. Simon Island, GA - Sept. 19-25, 2009	\$ 2,255.10	Attended a comprehensive leadership program to represent MARTA to address regional issues.
Andrews, Terry	15750	Rehab Program P4114 CQ310/CQ311-Rochester, NY - Aug. 17-21, 2009	\$ 605.54	Technical Review of Contracts Requirements and MPC's and open items for contract close out.
Andrews, Timothy	16730	Transportation Safety Institute (USDOT) - Advance Rail Incident Investigation-San Francisco, CA - May 23-28, 2010	\$ 1,835.40	This training equips MARTA Safety personnel with the skills needed to focus on emphasis placed on human factors (fatigue, operator safety, etc.) proactive policies, identification of hazards and unsafe practices, hazard controls and resolution, documentation, employee training requirements, and management of a workplace safety program.
Askew, Julius	15531	New Bus Inspection-Crookston, MN - Feb. 22-27, 2010	\$ 2,104.36	Inspected MARTA new buses according to specification.
Baker, Benjamin	15561	New Flyer Bus Inspection-Crookston, MN - Mar. 7-12, 2010	\$ 3,024.64	Inspected MARTA new buses according to specification.
Baker, Samuel	15521	New Bus Inspection-Crookston, MN - Apr. 4-9, 2010	\$ 2,383.09	Inspected MARTA new buses according to specification.
Baksh, Farouk	10410	Microsoft Tech Education-New Orleans, LA - June 6-11, 2010	\$ 4,503.42	MARTA's infrastructure and end user technologies rely heavily on Microsoft products. With our plans to implement new products and upgrade existing ones, TechEd provides a unique opportunity to learn directly from Microsoft employees who created and know the most about the products we're working with.
Balakrishnan, Tara	10310	IOUG Conference-Las Vegas, NV -Apr. 17-22, 2010	\$ 2,799.78	This seminar was dedicated to IT professionals to share their business needs and have Oracle experts share solutions for the applications, which included Application Strategy and Services, Infrastructure Technologies, Database Development, Government Risk and Compliance, Application Integration and Professional Development.
Balakrishnan, Tara	10310	OHUG Conference-Las Vegas, NV - June 13-16, 2010	\$ 2,150.97	This seminar was dedicated to IT professionals to share their business needs and have Oracle experts share solutions for the applications, which included Application Strategy and Services, Infrastructure Technologies, Database Development, Government Risk and Compliance, Application Integration and Professional Development.
Banks, Cecil	14730	Georgia Records Associations Summer Conference-St. Simon Island, GA - June 15-18, 2010	\$ 1,408.55	Current Board member; attendance ensures MARTA is in compliance with current State regulated Records Management practices.

FY10 Summary of MARTA Staff Travel

NAME	Cost Ctr	Description & Date	Amount	Purpose & Detail
Baugh, Johnny	18970	Factory Witness of UPS Machine Cranberry -Township, PA - Oct. 21-23, 2009	\$ 413.32	Witness the testing of UPS unit that is to be delivered to the authority.
Bernard-Glover, Iris	11810	APTA Call Challenge Competition-Fort Lauderdale FL - Feb. 22-24, 2010	\$ 922.83	Bernard-Glover was selected to represent the Authority in the 2010 Call Center Challenge to compete against finalist from selected transit entities across the nation.
Bindrabin, Joey	15521	New Bus Inspection-Crookston, MN - Mar. 21-26, 2010	\$ 2,845.08	Inspected MARTA new buses according to specification.
Boone, Charles	16730	Transportation Safety Institute (USDOT) - Fundamentals of Bus Collision Investigation-Charlotte, NC - June 6-11, 2010	\$ 1,270.65	This training equips MARTA Safety personnel with the skills needed to focus on basic investigation tools and techniques relating to data collection, on-scene evidence documentation, damage and debris evidence analysis, witness interview techniques, computation of simple speed estimates and report writing.
Brooks, Lenora	10310	APTA Fare Collection Workshop-San Diego, CA - Mar. 28-31, 2010	\$ 2,233.68	This workshop provides an in-depth opportunity to explore the latest and greatest developments in revenue practices, systems standards, fare policy and equipment for the transportation market. This workshop provides an in-depth opportunity to explore the latest and greatest developments in revenue practices, systems standards, fare policy and equipment for the transportation market.
Brown, Eugene	15561	New Bus Inspection-Winnipeg, Canada - Dec. 6-11, 2009	\$ 4,113.32	Inspected MARTA new buses according to specification.
Brown, Joyce	11710	Civil Rights Workshop-Nashville, TN - May 10-13, 2010	\$ 1,033.90	Federal Transit Administration Civil Rights Training .
Bryant, Anton	15511	New Flyer Pre-Production Meeting-Winnipeg, Canada - July 13-17, 2009	\$ 1,325.21	Attended MARTA/New Flyer Pre Production Meeting .
Bryant, Anton	15511	New Flyer Pre-Acceptance of 1st Bus-Crookston, MN - Nov. 30-Dec. 2, 2009	\$ 942.00	Inspection of MARTA first completed new bus at New Flyer to assure compliance of contract.
Bryant, Anton	15511	Atlantic Station Pre-production Meeting @ New Flyer- Winnipeg, Canada - Apr. 26-28, 2010	\$ 2,026.60	Pre-Production meeting at New Flyer to review contract requirements, technical specification, production schedule and deliverables.
Butler, Anthony	15561	New Bus Inspection-Winnipeg, Canada - Jan. 10-15, 2010	\$ 4,510.75	Inspected MARTA new buses according to specification.

FY10 Summary of MARTA Staff Travel

NAME	Cost Ctr	Description & Date	Amount	Purpose & Detail
Carter, Gary	16730	Transportation Safety Institute (USDOT) - Industrial Safety Management-Clearwater, FL - May 16-21, 2010	\$ 1,250.30	This course focuses on developing, implementing, and maintaining an industrial safety management program following OSHA principles and guidelines for the transit workplace: transit facilities, office, maintenance shop, yard, platforms, customer shelters, on-board vehicles, equipment, etc. Emphasis is on human factors (fatigue, workplace violence, operator assault, medical and health risks), proactive policies, identification of hazards and unsafe practices, hazard controls and resolution, documentation, employee training requirements, and management of a workplace safety program.
Carvana, Timothy	16730	Transportation Safety Institute (USDOT) - Industrial Safety Management-Clearwater, FL - May 16-21, 2010	\$ 1,250.30	This course focuses on developing, implementing, and maintaining an industrial safety management program following OSHA principles and guidelines for the transit workplace: transit facilities, office, maintenance shop, yard, platforms, customer shelters, on-board vehicles, equipment, etc. Emphasis is on human factors (fatigue, workplace violence, operator assault, medical and health risks), proactive policies, identification of hazards and unsafe practices, hazard controls and resolution, documentation, employee training requirements, and management of a workplace safety program.
Cato, Robert	15561	New Bus Inspection-Winnipeg, Canada - Mar. 14-19, 2010	\$ 4,156.40	Inspected MARTA new buses according to specification.
Chambers, Ricky	19210	Large Vehicle Bomb Course-Augusta, GA - June 13-18, 2010	\$ 748.80	This 16 hour course will prepare Bomb Technicians and those who work on Bomb Squads to operate, supervise, or operate as an attendee in confined spaces as described in OSHA Standard 1919.146. This class will be 4 hours lecture and 12 hours hands on training on search and rescue. Funded By Explosive Ordinance Disposal (EOD) Grant.
Chavenet, Marc	15561	New Bus Inspection-Winnipeg, Canada -Feb. 28- Mar. 5, 2010	\$ 4,097.76	Inspected MARTA new buses according to specification.

FY10 Summary of MARTA Staff Travel

NAME	Cost Ctr	Description & Date	Amount	Purpose & Detail
Cloud, Ernest	19210	Research Electronics International (REI) Course-Algood, TN	\$ 4,077.57	This course focuses on the equipment developed and produced by Research Electronics International (REI). It is designed to introduce and familiarize the technical security specialist with the various Counter surveillance products and their basic sweep procedures. Funded By Transit Security Grant (TSGP) Program.
Cole, Calvin	16730	Transportation Safety Institute (USDOT) - Fundamentals of Bus Collision Investigation-Charlotte, NC - June 6-11, 2010	\$ 1,250.79	This training equips MARTA Safety personnel with the skills needed to focus on basic investigation tools and techniques relating to data collection, on-scene evidence documentation, damage and debris evidence analysis, witness interview techniques, computation of simple speed estimates and report writing.
Conrad, Danny	15531	New Bus Inspection-Winnipeg, Canada - Feb.15-20, 2010	\$ 2,468.13	Inspected MARTA new buses according to specification.
Cooper, Michael	18911	APTA/FTA Transit Industry Train Control Meeting-Washington, DC - Nov. 11-13, 2009	\$ 949.34	The purpose of this seminar was to discuss the NTSB urgent safety recommendations made to the FTA and FRA, and how the industry may/should respond. Specific details of the hardware involved (and subsequent safety concerns) of the equipment that failed which caused the WMATA fatal accident which occurred on June 22, 2009, was also discussed. The information discussed was directly related to the same exact equipment used on the MARTA Train Control System, and assisted MARTA personnel with development of procedures to mitigate these safety concerns.
Copeland, Bridgett	19210	Terminal Agency Coordinator (TAC) Certification Training-Dublin, GA - Oct. 6-8, 2009	\$ 466.36	Required Course for all Terminal Agency Coordinator (TAC) Operators.
Davenport, Willie	19210	Basic Structural Explosive Breaching Course-Columbus, GA - July 19-24, 2009	\$ 734.30	To attend the Basic Structural Explosive Breaching Course. Funded By Explosive Ordinance Disposal (EOD) Grant.
Davenport, Willie	19210	National Explosives Detection Canine Team Program (NEDCTP) 2009 Review (TSA Explosive K-9 Program)-Orlando, FL - July 27-30, 2009	\$ 539.39	This is annual in-service for the National Explosives Detection Canine Team Program (NEDCTP) for Supervisors. The annual in-service will focus on the Cooperative Agreement, budget and the direction of the Transit Security Administration (TSA) Program. Funded By Transit Security Administration (TSA) Grant Program.
Davenport, Willie	19210	FBI Hazardous Devices-Recertification-Huntsville, AL - Jan. 24-29, 2010	\$ 705.50	Required Course: To attend the Hazardous Devices Course. Reimbursed by the FBI.

FY10 Summary of MARTA Staff Travel

NAME	Cost Ctr	Description & Date	Amount	Purpose & Detail
Davenport, Willie	19210	National Improvised Explosives Familiarization (NIEF) -Augusta, GA - Mar. 9-10, 2010	\$ 196.92	To attend the National Improvised Familiarization Seminar (NIEF). Trip reimbursed by FBI.
DeGrace, Lisa	16510	APTA Procurement Standard Terms & Condition Workshop-Salt Lake City, UT - Aug 1-5, 2009	\$ 1,451.65	APTA Terms and Conditions workgroup of the Standards Committee tasked by the FTA Administrator with completing a model RFP for Light Rail Vehicles by the end of calendar year 2010. APTA, through grant funding, reimbursed all costs, including hotel, airfare and per diem. Attendance and participation did not result in any cost to MARTA.
DeGrace, Lisa	16510	APTA Procurements Standard Terms & Condition Workshop-Orlando, FL - Oct. 9, 2009	\$ 2,056.86	APTA Terms and Conditions workgroup of the Standards Committee tasked by the FTA Administrator with completing a model RFP for Light Rail Vehicles by the end of calendar year 2010. APTA, through grant funding, reimbursed all costs, including hotel, airfare and per diem. Attendance and participation did not result in any cost to MARTA.
DeGrace, Lisa	16510	APTA Procurement Standard Terms & Condition Workshop-Las Vegas, NV - Nov. 3-6, 2009	\$ 990.15	APTA Terms and Conditions workgroup of the Standards Committee tasked by the FTA Administrator with completing a model RFP for Light Rail Vehicles by the end of calendar year 2010. APTA, through grant funding, reimbursed all costs, including hotel, airfare and per diem. Attendance and participation did not result in any cost to MARTA.
DeGrace, Lisa	16510	APTA Procurement Standard Terms/Condition workshop-Cleveland, OH - May 4-7, 2010	\$ 1,137.15	APTA's Bus & Paratransit Conference - participated in the Business Round-Table Discussion, "Procurement in Motion" and attended as Chair, APTA Procurement and Materials Management Committee. Attendance and participation did not result in any cost to MARTA.
DeGrace, Lisa	16510	APTA Terms & Condition Workshop Meeting-Washington, DC - June 20-22, 2010	\$ 839.11	Attended APTA's Procurement Terms & Conditions Workgroup meetings to have a draft solicitation for Light Rail Vehicles available for October 2010 Annual APTA Meeting. Attendance and participation did not result in any cost to MARTA.
DeGrace, Lisa	16510	FTA Procurement System Review (PSR) Workshop-Boston, MA - June 15-17, 2010	\$ 813.49	Attended FTA PSR Workshop to broaden understanding of the Federal procurement rules and regulation that shape and define MARTA's Procurement practices.

FY10 Summary of MARTA Staff Travel

NAME	Cost Ctr	Description & Date	Amount	Purpose & Detail
Dorsey, Joseph	19210	National Explosives Detection Canine Team Program (NEDCTP) 2009 Review (TSA Explosive K-9 Program)-Orlando, FL - July 27-30, 2009	\$ 589.85	This is annual in-service for the National Explosives Detection Canine Program (NEDCTP)for Supervisors. The annual in-service will focus on the Cooperative Agreement, budget and the direction of the Transit Security Administration (TSA) Program. Funded By Transit Security Administration (TSA) Grant Program.
Dunham, Wanda	19210	11th Transit Safety & Security Roundtable-Phoenix, AZ - Dec. 7-10, 2009	\$ 1,129.58	This roundtable is designed for Security Chiefs/Coordinators and Safety Directors from the Nations fifty largest transit agencies. Funded By Transit Security Administration (TSA) Grant Program.
Dunham, Wanda	19210	CALEA Conference-Dallas, TX - Mar. 26-28, 2010	\$ 983.17	To receive national CALEA reaccreditation.
Dunning, Johnny	11110	APTA Leadership Training -Vancouver, BC - July 20-26, 2009	\$ 2,864.42	Attended this meeting as part of the requirements for the Leadership APTA 2008-2009 Professional Development program.
Dunning, Johnny	22710	APTA Leadership Training-Washington, DC - Dec. 1-6, 2010	\$ 1,524.39	Transit Leadership training; assisted w/ selection of 2010 leadership candidates.
Dunning, Johnny	22710	APTA Annual Conference-Orlando, FL - Oct. 2-7, 2009	\$ 1,894.84	Transit related; Annual Conference.
Dunning, Johnny	22710	APTA Legislative Conference-Washington, DC - March 12-18, 2010	\$ 3,496.40	Transit related; Annual conference.
Eady, Mary	16560	NIGP Annual Forum and Product Exposition-St. Louis, MO - Aug. 23-26, 2009	\$ 1,332.53	Contract Administrator attended Forum and Expo to gain new, innovative ideas and practices, pertinent educational sessions to enhance procurement skills.
Erves, Joseph	15710	CDRL Review/Contract Closeout Meeting-Rochester, NY - Aug. 18-21, 2009	\$ 477.14	Technical Review of Contracts Requirements and MPC's and open items for contract close out.
Fatz, Edward	15531	New Bus Inspection-Winnipeg, Canada - Mar. 28-Apr. 2, 2010	\$ 3,781.41	Inspected MARTA new buses according to specification.
Fedd, John	15521	New Flyer Bus Inspection-Crookston, MN - Mar. 14-19, 2010	\$ 2,656.50	Inspected MARTA new buses according to specification.
Ferrell, Dwight	11810	COMTO's National Conference-Dallas, TX - July 11-15, 2009	\$ 1,304.50	Ferrell serves as a member of the National Board of Directors, as well as a mentor at the Youth Symposium (held during the conference).
Ferrell, Dwight	11810	APTA Legislative Conference - Transportation Summit-Washington, DC - Mar. 10-17, 2010	\$ 3,662.16	Ferrell utilized the Legislative Conference as an opportunity to meet with key congressional staff, U.S. Senators and Representatives regarding transit issues. The Conference allows staff members from transit authorizing and appropriations committees to share their views on legislative issues facing the transit industry on Capitol Hill including authorization, economic stimulus and climate change.

FY10 Summary of MARTA Staff Travel

NAME	Cost Ctr	Description & Date	Amount	Purpose & Detail
Fredericks, Michael	11810	Trapeze User Conference-Phoenix, AZ - Mar. 28-Apr. 1, 2010	\$ 2,392.30	Fredericks attended this conference to obtain educational value, i.e., latest developments, new techniques. The conference also afforded him networking opportunities and invaluable face time with Trapeze product experts, as well as, hands-on experience working with PASS, FX/BlockBuster and Transit Master.
Gamble, Gregory	19210	CALEA Conference-Dallas,TX-Mar. 23-28, 2010	\$ 2,008.65	To receive national CALEA reaccreditation.
Gay, Gary	15561	New Bus Inspection-Crookston, MN - Jan. 10-15, 2010	\$ 2,142.50	Inspected MARTA new buses according to specification.
Gonzales, Teresa	15230	Rail Car Rehab Program Meeting-Hornell, NY - Aug. 18-21, 2009	\$ 808.59	Project mgmt meeting with ALSTOM to discuss contracts pertaining to the railcar rehabilitation project for CQ310/311.
Grant, Don	15561	New Flyer Bus Inspection-Crookston, MN - Feb. 21-26, 2010	\$ 2,679.25	Inspected MARTA new buses according to specification.
Greene, Aston	19210	Transit Security Grant Program (TSGP) After Action Conference- Washington, DC - Aug. 25-26, 2009	\$ 603.59	To develop protocols for administering the FY2009 Transit Security Grant Program (TSGP) grant award and develop FY2010 grant guidance and application process. Reimbursed By Transit Security Grant Program (TSGP).
Greene, Aston	19210	Annual State Safety Oversight Program Meeting-Tempe, AZ- Sept. 20-24, 2009	\$ 1,327.01	This was in reference to the Federal Transit Administration (FTA) guidance regarding 49CFR59 as it pertains to the SEP and SSP implementation. Funded By Transit Security Grant Program (TSGP).
Grow, Robert	15561	New Bus Inspection-Winnipeg, Canada - Mar. 3-12, 2010	\$ 4,504.55	Inspected MARTA new buses according to specification.
Haggard, Scott	22440	GTA 2009 Conference/GA Chamber Legislative Retreat-Athens, GA - Dec. 10-11, 2009	\$ 573.61	Attended as a Representative of the Authority to conduct and attend breakout sessions which addressed current topics of interest to transit entities and related agencies.
Haggard, Scott	22440	APTA Legislative Meeting-Washington, DC - Dec. 3-4, 2009	\$ 693.91	Attended at the request of the General Manager as well as attended meetings with representatives of the MetroRail Discussion Group with the Deputy USDOT Secretary, the White House Director of Urban Affairs and several Congressional Staffers in which transportation issues related directly to Georgia were discussed.
Haggard, Scott	11110	Legislative Committee/Policy & Planning Committee Mtgs.-Orlando, FL - Oct. 3-5, 2009	\$ 956.66	Attended this meeting on behalf of the MARTA General Manager/CEO.
Hammett, Fred	19210	Effective Leadership Course-Columbus, GA - Sept. 5-10, 2009	\$ 1,064.00	To attend course in Effective Leadership. Career Development.

FY10 Summary of MARTA Staff Travel

NAME	Cost Ctr	Description & Date	Amount	Purpose & Detail
Hammett, Fred	19210	Land Transportation Anti-Terrorism Training-Glynco, GA - Sept. 22-24, 2009	\$ 267.81	This training provided by the Counterterrorism Division of the Federal Law Enforcement Training Center conducted a Curriculum Review Conference for the Land Transportation Anti-Terrorism Training Program.
Hammett, Fred	19210	Human Resource Management Course-Columbus, GA - Mar. 13-19, 2010	\$ 713.00	This course focused on Human Resource Management and Development. Career Development.
Hammett, Fred	19210	Critical Incident Management Course-Columbus, GA - June 27-July 3, 2010	\$ 598.00	This course focused on Critical Incident Management. Career Development.
Hampton, Jalynn	19210	Canine Detection Course - Recertification-Anniston, AL - Mar. 7-9, 2010	\$ 352.88	This is a required annual K9 course in order to maintain certification.
Harden, Preston	15521	New Bus Inspection-Crookston, MN - Dec. 13-18, 2009	\$ 2,679.92	Inspected MARTA new buses according to specification.
Harris, Frank	15710	Rail Vehicle Training Standards Steering Committee Meeting-Boston, MA - Sept. 14-16, 2009	\$ 160.00	APTA's Rail Vehicle Training Standards Steering Committee Mtg.
Harris, Lyle V.	17410	APTA Annual Conference - Orlando, FL - Oct. 4-7, 2009	\$ 1,056.90	Attendance served as an introduction to public transportation issues from an expert inside perspective and the industry as a critical part of acquiring the understanding needed to effectively serve as Chief Spokesperson & Media Relations Officer of the Authority. Additionally, the General Manager require red media support at the conference.
Hemingway, Michael	19210	National Improvised Familiarization Seminar-Augusta, GA - Mar. 9-10, 2010	\$ 196.92	To attend the National Improvised Familiarization Seminar. Reimbursed by FBI.
Henry, Doree	11110	APTA Annual Conference-Orlando, FL - Oct.2-8, 2009	\$ 1,483.61	Attended sessions and workshops that focused on issues and best practices for the transit industry while networking with peers. Planned and coordinated all meetings, sessions, workshops and meeting materials during the conference for the General Manager, Board Members and staff.

FY10 Summary of MARTA Staff Travel

NAME	Cost Ctr	Description & Date	Amount	Purpose & Detail
Herron, Lila	10410	Job Related Training-CCNA Boot Camp/A+ Certification Prep-Washington, DC	\$ 5,193.10	This training provided technical understanding of computer technology, networking and security. It covered information on basic hardware and operating systems, including installation, repair, troubleshooting, preventative maintenance and security. It gave an intermediate understanding of the metrics of remote-based environments where client interaction, client training, operating systems and connectivity issues are emphasized. It provided information in mobile and corporate technical environments with a high level of face-to-face client interaction.
Holsey, Willie	19210	Large Vehicle Bomb Course-Augusta, GA - June 13-18, 2010	\$ 748.80	This 16 hour course will prepare Bomb Technicians and those who work on Bomb Squads to operate, supervise, or operate as an attendee in confined spaces as described in OSHA Standard 1919.146. This class will be 4 hours lecture and 12 hours hands on training on search and rescue. Funded By Explosive Ordinance Disposal (EOD) Grant.
Hoyt, Orin	15561	New Bus Inspection-Crookston, MN - Mar.28-Apr.2, 2010	\$ 2,499.15	Inspected MARTA new buses according to specification.
Hsi, Ming	10310	MIT's Transit Bankcard Workshop-Cambridge, MA - Sept. 14-16, 2009	\$ 1,177.78	The goal of this workshop was to provide an opportunity for the agencies and payment industry organizations involved in the planning or use of bankcards for fare payment to have an opportunity to talk in depth, at the workshop sessions and informally.
Hsi, Ming Sarah	10310	Payment Summit-Salt Lake City, UT - Feb. 20-26, 2010	\$ 3,454.32	This Summit focused on exciting new trends and projects that are accelerating the widespread acceptance, usage and application of contactless and mobile payments technology for transportation applications and general retail payments.
Jackson, Mary Ann	11810	APTA Bus & Paratransit Conference-Cleveland, OH - May 1-5, 2010	\$ 1,946.40	Jackson attended the conference with the purpose of increasing her effectiveness in operating and maintaining MARTA's Bus System.
Jackson, Mary Ann	15510	New Flyer-Winnipeg, Canada - July 13-16, 2009	\$ 1,332.53	Attended MARTA/New Flyer Pre Production Meeting .
Jacobs, Deloris	19210	Annual GBI Terminal Agency Coordinator (TAC) Conference-Savannah, GA - Aug. 17-20, 2009	\$ 960.08	Required Course for all Terminal Agency Coordinator (TAC) Operators.
James, Linda	22310	PES Program-New York, New York - Aug. 10-12, 2009	\$ 1,298.32	Attended Passenger Environment Study training at New York City Transit for implementation at MARTA.
Jefferson, Queen	22330	COMTO Annual Meeting-Dallas, TX - July 12-15, 2009	\$ 1,954.45	Presented paper on MARTA's Diversity Program in Research and Analysis.

FY10 Summary of MARTA Staff Travel

NAME	Cost Ctr	Description & Date	Amount	Purpose & Detail
Jefferson, Queen	22330	PES Program-New York, New York - Aug. 10-12, 2009	\$ 1,353.78	Attended Passenger Environment Study training at New York City Transit for implementation at MARTA.
Jennings, Donna	16210	Underwriting Meetings for Excess Property/Casualty-Bermuda	\$ 1,662.01	Met with insurance underwriters in the Bermuda market to negotiate terms/conditions for renewal of the excess operating liability and property insurance .
Jennings, Donna	16210	Underwriting Meetings for Excess Property/Casualty-London, England - Aug. 30-Sept. 4, 2009	\$ 3,710.96	Meet with insurance underwriters in the London market to negotiate terms/conditions for renewal of the excess operating liability and excess property insurance .
Jinadu-Wright, Jennifer	17310	APTA Marketing & Communications Workshop-Ft. Lauderdale, FL - Feb. 21-24, 2010	\$ 1,658.17	Attended the annual workshop to gain valuable knowledge, contacts and resources within the Transit industry. In addition to networking, there were several sessions (Social Media, Special Events, Retaining Riders, Advertising Revenue Information Exchange, Partnerships, Branding and Telling Our Story: Bringing the Benefits of Public Transportation to Life) that was very beneficial to me and the Authority.
Johnson, Curtis	16730	Transportation Safety Institute (USDOT) - Industrial Safety Management-Orlando, FL - July 5-10, 2009	\$ 1,128.74	This course focuses on developing, implementing, and maintaining an industrial safety management program following OSHA principles and guidelines for the transit workplace: transit facilities, office, maintenance shop, yard, platforms, customer shelters, on-board vehicles, equipment, etc. Emphasis is on human factors (fatigue, workplace violence, operator assault, medical and health risks), proactive policies, identification of hazards and unsafe practices, hazard controls and resolution, documentation, employee training requirements, and management of a workplace safety program.
Johnson, Curtis	16730	13th Annual State Safety Oversight Program (FTA)-Tempe, AZ - Sept. 20-24, 2009	\$ 1,384.14	The State Safety Oversight Program allows MARTA to remain apprised of the current conditions affecting Rail Transit Safety, especially after the recent series of high profile accidents. This training also equips the Office of Safety to address the requirements of the 49 CFR Part 659 Hazard Management Program.

FY10 Summary of MARTA Staff Travel

NAME	Cost Ctr	Description & Date	Amount	Purpose & Detail
Johnson, Natalie	19210	Gang Resistance Education and Training (G.R.E.A.T.) Officer In-Service Training-Savannah, GA - Aug. 11-14, 2009	\$ 171.50	This is an annual in-service training used for the purpose of keeping the Gang Resistance Education and Training (G.R.E.A.T) certification active. The Gang Resistance Education and Training (G.R.E.A.T) program is taught in the Atlanta Public School System with the focus on schools attended by young transit riders between the ages 12-16.
Johnson, Victor	14727	New Bus Inspection-Crookston, MN - Jan. 31-Feb.5, 2010	\$ 2,445.20	This travel was approved on the request of Bus Operations to support the bus purchase inspection process. All costs were to be charged to the associated capital project.
Kasprzyk, Kevin	22310	PES Program-NY,NY - Aug. 10-12, 2009	\$ 1,273.12	Attended Passenger Environment Study training at New York City Transit for implementation at MARTA
King, Cheryl	22110	Rail Volution Conference-Washington, DC - July 29-Aug 1, 2009	\$ 1,113.48	Attended Steering Committee on behalf of Dr. Scott.
King, Cheryl	22110	Rail Volution Conference -Boston, MA - Oct. 29-Nov. 1, 2009	\$ 1,481.64	Attended Conference.
King, Cheryl	22110	APA Conference (Guest Speaker)-Athens, GA - Sept. 30-Oct. 2, 2009	\$ 454.54	Attended Conference as guest speaker.
King, Cheryl	22110	APTA Conference -Orlando, FL - Oct. 5-7, 2009	\$ 1,113.01	Attended Conference.
King, Cheryl	22110	Rail Volution Conference -Washington, DC - Jan. 27-30, 2010	\$ 1,320.98	Attended Steering Committee on behalf of Dr. Scott.
King, Cheryl	22110	Rail Volution Conference-Portland, OR - Apr. 14-17, 2010	\$ 2,195.04	Attended Steering Committee on behalf of Dr. Scott.
King, Cheryl	22110	WTS Conference-Washington, DC - May 20-22, 2010	\$ 906.81	Attended Conference as guest speaker.
King, Cheryl	22110	APTA Legislative Conference-Vancouver, Canada - June 7-10, 2010	\$ 1,880.67	Attended Conference as guest speaker.
Krisak, Connie	18410	APTA Workshop - Sustainability- Salt Lake City, UT - Aug. 2-5, 2009	\$ 1,913.03	To assist MARTA in keeping abreast of the latest sustainability issues and initiatives facing the transit systems through-out the Country.
Krisak, Richard	11810	2009 Rail Conference-Chicago, IL - June 12-18, 2009	\$ 3,038.54	Krisak attended the Rail Conference in order to obtain the most comprehensive learning and networking experience possible. It includes a complete slate of technical sessions relevant to the operation, management and maintenance of rail and fixed guideway systems. There are numerous technical sessions offering the latest information on critical topics and innovative ideas influencing the industry.
Krisak, Richard	15810	FDR Admin. Compliant Diesel Multiple Unit Meeting-Washington, DC - Jan 14, 2009	\$ 495.25	Discuss compliance on complaint DMU's.
Krisak, Richard	15810	Passenger Safety Engineering Task Force Meeting-Philadelphia, PA - Nov. 2-4, 2009	\$ 742.88	Discuss industry standards re:safety issues in Transportation.
Krisak, Richard	15810	RSAC Engineering Taskforce Meeting-Orlando, FL - Mar. 8-10, 2010	\$ 701.52	Attend Indstry Taskforce & FRA RSAC ETF Meetings, to discus rail vehicle and industry issues.
Krisak, Richard	15810	APTA Rail Conference-Vancouver, British Columbia - June 4-10, 2010	\$ 3,955.64	Conferences regarding rail issues, new standards, etc.

FY10 Summary of MARTA Staff Travel

NAME	Cost Ctr	Description & Date	Amount	Purpose & Detail
Labbie, Thomas	15561	New Bus Inspection-Crookston, MN - Apr. 18-23, 2010	\$ 2,410.24	Inspected MARTA new buses according to specification.
Labbie, Thomas	15565	New Bus Inspection -Winnipeg, MB - Nov. 1-6, 2009	\$ 3,046.15	Inspected MARTA new buses according to specification.
Lee, Phyllis	14710	FTA Drug and Alcohol National Conference-Los Angeles, CA - Mar 16-18, 2010	\$ 518.72	FTA requested employees' participation as a panelist at the 5th Annual FTA Drug and Alcohol Program National Conference. As a national expert in transit occupational medicine and specifically in dealing with testing issues at a large urban transit system, FTA considered it highly beneficial to have the employee on their panel.
Lewandoski, Steve	22710	GSI Transit Conference-St. Petersburg, FL - Nov. 16-18, 2009	\$ 1,001.66	Job related Software training and annual updates
Marsh, Richard	14810	Rating Agency/LILO Meetings-New York, NY - July 22-24, 2009	\$ 1,287.30	Meet with rating agencies regarding upcoming bond sale. Meet with multiple counterparties to negotiate remediation of LILO transactions.
Marsh, Richard	14810	ELFA Meetings-Washington, DC - Sept. 17-18, 2009	\$ 928.76	Meet with Equipment Lease Finance Association regarding lease industry perspective on LILO/SILO remediations.
Marsh, Richard	14810	Congressional Meeting - LILO/SILO-Washington, DC - Oct. 20-22, 2009	\$ 1,581.17	Meet with various members of Georgia Congressional delegation regarding pending LILO/SILO legislation.
Marsh, Richard	14810	NCPPP Annual Meeting-Phoenix, AZ - Nov. 18-20, 2009	\$ 870.38	Represent MARTA on board of National Council of Public Private Partnership at annual meeting.
Marsh, Richard	14810	LILO Negotiations- New York, NY - Mar. 2-4, 2010	\$ 995.06	Meet with multiple counterparties to negotiate remediation of LILO/Silo transactions.
Marsh, Richard	14810	LILO Negotiations-New York, NY - June 1-4, 2010	\$ 1,884.65	Meet with multiple counterparties to negotiate remediation of LILO/Silo transactions.
Matta, Luis	10210	HP Training-Storage Area Networks-Toronto, Canada - Apr. 25-May 1, 2010	\$ 6,266.29	This training involved support of the Enterprise SAN environment, including the Switching infrastructure and Host level connectivity.
McCall, Cynthia	10330	IOUG Conference-Las Vegas, NV -Apr. 17-22, 2010	\$ 2,847.18	This seminar was dedicated to IT professionals to share their business needs and have Oracle experts share solutions for the applications, which included Application Strategy and Services, Infrastructure Technologies, Database Development, Government Risk and Compliance, Application Integration and Professional Development.

FY10 Summary of MARTA Staff Travel

NAME	Cost Ctr	Description & Date	Amount	Purpose & Detail
McCall, Cynthia	10330	OHUG Conference-Las Vegas, NV - June 13-17, 2010	\$ 2,309.22	This seminar was dedicated to IT professionals to share their business needs and have Oracle experts share solutions for the applications, which included Application Strategy and Services, Infrastructure Technologies, Database Development, Government Risk and Compliance, Application Integration and Professional Development.
McMath, John	22710	Trapeze User Conference-Phoenix, AZ - Mar. 28-Apr. 1, 2010	\$ 2,158.30	Job related Software training and annual updates.
Merriweather, Anthony	17910	COMTO's National Training & Meeting-Dallas, TX - July 12-15, 2009	\$ 999.50	To attend the COMTO National Annual Meeting and Training Conference - serves as COMTO Atlanta Treasurer.
Merriweather, Anthony	17910	APTA-Ft. Lauderdale, FL - Feb. 21-24, 2010	\$ 1,722.17	To attend the American Public Transportation Association (APTA) annual Marketing & Communication Workshop in Ft. Lauderdale, FL. This 3-day workshop includes transit professionals throughout the country in the areas of Marketing, Communications and Customer Service to discuss common topics. Attended training workshops which focused on best practices in today's call centers. Also, the workshop includes the finals of the call center professionals challenge which tests the customer service skills of employees from participating transit agencies.
Merriweather, Anthony	22310	Peer Review NYCT-Passenger Environment Survey-NY,NY - Aug. 10-12, 2009	\$ 1,069.39	Attended Passenger Environment Study training at New York City Transit for implementation at MARTA.
Miller, John	15565	New Flyer Bus Inspection-Crookston, MN - Jan.17-22, 2010	\$ 2,133.26	Inspected MARTA new buses according to specification.
Mirsajedin, Seyed	15565	New Flyer Pre-Production Meetings for 101 Buses CPB 1382-Winnipeg, Canada - July 13-16, 2009	\$ 1,603.56	Attended MARTA/New Flyer Pre Production Meeting .
Mirsajedin, Seyed	15565	New Flyer Plant-Clayton County Bus Inspection-Crookston, MN - Aug. 25-28, 2009	\$ 1,197.43	Inspected Clayton County (5) new buses according to specification
Mirsajedin, Seyed	15565	New Flyer Pre-Acceptance of 1st Bus-Crookston, MN - Nov. 30-Dec. 4, 2009	\$ 1,239.34	Inspection of MARTA first completed new bus at New Flyer to assure compliance of contract.
Mirsajedin, Seyed	15565	Atlantic Station Pre-production Meeting @ New Flyer -Winnipeg, Canada - Apr. 26-28, 2010	\$ 1,803.03	Pre-Production meeting at New Flyer to review contract requirements, technical specification, production schedule and deliverables.
Montgomery, Willie	19210	Homeland Security Exercise Evaluation Program (HSEEP) Training Course-Washington, DC - Mar. 29-Apr. 1, 2010	\$ 1,682.54	To learn the Homeland Security Exercise Evaluation Program (HSEEP) standards and protocols. Funded By Transit Security Grant Program (TSGP).
Morris, Catherine	11710	SBA Match Making Event-Albany, GA - May 12-13, 2010	\$ 211.87	Contracts and Procurement Symposium-Outreach.
Mosby, Darryl	15561	New Bus Inspection-Crookston, MN - Dec. 6-11, 2009	\$ 3,143.93	Inspected MARTA new buses according to specification.

FY10 Summary of MARTA Staff Travel

NAME	Cost Ctr	Description & Date	Amount	Purpose & Detail
Mosby, Darryl	15561	New Bus Inspection-Winnipeg, Canada - Feb. 14-19, 2010	\$ 4,221.50	Inspected MARTA new buses according to specification.
Mosley, Jane	19210	Effective Budgeting for Criminal Justice Agencies-Nashville, TN - Sept. 28-Oct 1, 2009	\$ 1,191.62	This course combines lectures, demonstrations and in-class exercises to deliver the information that is needed to understand, develop and maintain a Law Enforcement Agency Budget. Career Development.
Muckenfuss, William	15565	New Bus Inspection-Crookston, MN - Jan. 24-29, 2010	\$ 2,083.57	Inspected MARTA new buses according to specification.
Nguyen, Vinh	22310	PES Program-NY,NY - Aug. 10-12, 2009	\$ 1,264.07	Attended Passenger Environment Study training at New York City Transit for implementation at MARTA.
Nguyen, Vinh	22330	GSI Transit Conference-St. Petersburg, FL - Nov. 15-18, 2009	\$ 1,170.90	Presented paper on MARTA's GIS Marketing Programs.
O'Callaghan, Knox	22420	US Senate Banking Housing & Urban Affairs Subcommittee-Washington, DC - Aug. 4, 2009	\$ 717.21	To support Dr. Scott at her testimony before the US Senate Banking, Housing & Urban Affairs Subcommittee Hearing on Rail Modernization
O'Callaghan, Knox	22420	APTA Legislative Committee Meeting/White House Meeting-Washington, DC - Dec. 3-4, 2009	\$ 785.22	APTA Legislative Committee Meeting and White House.
O'Callaghan, Knox	22420	Meeting with US Congress Seeking Funding for MARTA-Washington, DC - Mar. 2-4, 2010	\$ 1,347.58	Meetings with US Congress seeking funding for MARTA.
O'Callaghan, Knox	22420	APTA Legislative Conference-Washington, DC - Mar. 13-17, 2010	\$ 2,934.79	APTA Legislative Conference advocating on behalf of MARTA.
O'Callaghan, Knox	22420	FTA and MRDG Officials on Transit SGR Funding Needs-Washington, DC - Apr. 13-14, 2010	\$ 884.09	To meet with FTA and MRDG officials on Transit SGR Funding Needs
O'Neill, Elizabeth	16110	APTA Legal Affairs Seminar-Orlando, FL - Feb. 21-23, 2010	\$ 1,286.27	Attended seminar to obtain up-to-date information on regulatory/legislative developments, industry-related litigation and other legal issues affecting the transit industry; obtained necessary CLE credits for 2009.
Page, Troy	15561	New Bus Inspection-Winnipeg, Canada - Jan. 24-29, 2010	\$ 4,316.11	Inspected MARTA new buses according to specification.
Papageorgiou, Nikos	22320	Conference Presentation-Cleveland, OH - May 3-5, 2010	\$ 1,736.88	Presented paper at APTA's IT Committee Meeting.
Perry, Steve	15553	L-Van Inspection-Elkhart, IN - Jan. 24-30, 2010	\$ 1,370.26	To inspect the exterior body repair of the L-Van.
Prince, Kenneth	15561	New Bus Inspection-Winnipeg, Canada - Jan. 31-Feb. 5, 2010	\$ 3,582.92	Inspected MARTA new buses according to specification.
Pritchett, Gary	16510	New Flyer Pre-Production Meeting- Winnipeg, Canada - July 13-16, 2009	\$ 1,544.43	Attended for MARTA - New Flyer Bus Procurement Pre-Production Meeting to go over the detailed requirements of the contract to assure a common understanding between manufacturer and MARTA.

FY10 Summary of MARTA Staff Travel

NAME	Cost Ctr	Description & Date	Amount	Purpose & Detail
Pritchett, Gary	16910	APTA Annual Conference-Orlando, FL - Oct. 3-7, 2009	\$ 2,066.72	Attended following meetings and workshops for providing valuable insight on current procurement methodologies being employed throughout the country: APTA Procurement and Materials Management Committee, Business Members Procurement Committee and Procurement Steering Committee, Managing Turbulent Times, Doing Business with DBE's, New Economy, Workforce Development, Public Partnerships and Disney Institute Training.
Pritchett, Gary	16910	Streetcar Summit- Washington, DC - Feb. 23-25, 2010	\$ 1,043.96	Attended Streetcar Summit Coalition meeting to represent MARTA's best practices and interest in the Atlanta Streetcar project.
Pritchett, Gary	16910	APTA-Vancouver, British Columbia - June 6-11, 2010	\$ 3,763.43	Attended APTA 2010 Rail Conference meetings and workshops to gain new, innovative procurement practices and methodologies being employed throughout the country.
Pritchett, Gary	16910	FTA Procurement System Review (PSR) Workshop-Boston, MA - June 15-17, 2010	\$ 942.12	Attended FTA PSR Workshop to broaden understanding of the Federal procurement rules and regulation that shape and define MARTA's Procurement practices.
Purifoy, Jonathan	15521	New Bus Inspection-Winnipeg, Canada - Dec. 13-18, 2009	\$ 4,186.02	Inspected MARTA new buses according to specification.
Randolph, Xavier	15541	New Bus Inspection-Winnipeg, Canada - Mar. 15-20, 2010	\$ 4,074.07	Inspected MARTA new buses according to specification.
Reynolds, Shekenia	19210	Georgia Internal Affairs Investigators Association (GIAIA) Annual Conference-Jekyll Island, GA - Sept.8-11, 2009	\$ 646.85	This is an annual training required for Internal Affairs Commanders. Sergeant Reynolds also serves on the Georgia Internal Affairs Investigators Association (GIAIA) Executive Board.
Scott, Beverly	11110	Ways and Means Subcommittee Testimony/Congressional Visits-Washington, DC - June 24-25, 2009	\$ 1,257.92	At the request of Congressman John Lewis, attended this meeting to provide testimony to Congress on the current state of transit agencies in the U.S. Visited with members of the Georgia Congressional delegation to discuss issues pertinent to MARTA and the Atlanta region and to request federal funding for projects.
Scott, Beverly	11110	U.S. Chamber of Commerce-Senate Democratic Steering Committee-Washington, DC - July 14-15, 2009	\$ 1,215.86	At the request of Bill Millar (President of APTA), attended this meeting to provide testimony to Congress on the current state of transit agencies in the U.S.

FY10 Summary of MARTA Staff Travel

NAME	Cost Ctr	Description & Date	Amount	Purpose & Detail
Scott, Beverly	11110	APTA Executive Committee Meeting-Salt Lake City, Utah - Aug 1-2, 2009	\$ 822.01	As a member of the APTA Executive Committee meeting, met with members of the Committee to discuss APTA-related issues including but not limited to budget, conferences and staffing.
Scott, Beverly	11110	High Speed Rail Guidance/Unveiling Plan-Washington, DC - April 15-16, 2009	\$ 1,511.85	At the request of the President of the United States, attended this meeting to learn more about federal High Speed Rail Plan.
Scott, Beverly	11110	APTA Transit Board Members Seminar-Cincinnati, OH - July 17-21, 2009	\$ 1,604.62	Attended this meeting to moderate a panel and discuss issues of mutual concern with management of other transit properties within the U.S.
Scott, Beverly	11110	Transit Safety Stakeholders Summit-Washington, DC - Aug. 19-20, 2009	\$ 975.92	At the request of the FTA Administrator Peter Rogoff, attended this meeting to discuss with peers the importance and need for a strong safety culture at the transit systems in the U.S.
Scott, Beverly	11110	Peachtree Streetcar Lobbying Effort-Washington, DC - Sept. 1-2, 2009	\$ 456.91	Met with key elected officials to lobby for funding for the Atlanta Streetcar.
Scott, Beverly	11110	Rail-Volution Annual Conference-Boston, MA - Oct. 28-Nov. 1, 2009	\$ 2,165.31	Attended this conference to discuss with industry peers the current and mutual issues facing today's transit industry.
Scott, Beverly	11110	TOPS Committee Meeting-Washington, DC - Nov. 4-6, 2009	\$ 952.70	Attended this meeting as a TOPS Committee Board member. <u>NOTE: All allowable expenses were reimbursed by Reconnecting America.</u>
Scott, Beverly	11110	Senate Committee on Banking, Housing and Urban Affairs-Washington, DC - Aug. 3- 4, 2009	\$ 1,005.92	At the request of Senator Dodd, attended this meeting to provide testimony regarding the need for a dedicated federal funding source for transit operations.
Scott, Beverly	11110	Congressional Delegation Visits-Washington, DC - Mar. 2-4, 2010	\$ 1,283.44	Met with members of the Georgia Congressional Delegation to discuss issues pertinent to MARTA and the Atlanta region and to request federal funding for projects.
Scott, Beverly	11110	APTA Annual Conference-Orlando, FL - Oct. 2-8, 2009	\$ 1,030.73	Turned over gavel to Incoming APTA Chair becoming Immediate Past Chair of APTA. Presided over several conference sessions and panels. Discussed issues and best practices for transit industry with transit leaders and professionals in the transit industry. <u>NOTE: Hotel expense was pre-paid by APTA. All other allowable expenses incurred were reimbursed by APTA.</u>

FY10 Summary of MARTA Staff Travel

NAME	Cost Ctr	Description & Date	Amount	Purpose & Detail
Scott, Beverly	11110	Houston-Galveston Area Council Peer Review-Houston,TX-May 28-30, 2010	\$ 177.50	Attended this meeting to discuss with industry peers the current and mutual issues facing today's transit industry. <u>NOTE: All expenses were pre-paid by HDR Inc.</u>
Scott, Beverly	11110	APTA Executive Committee Mtg.-Cleveland,OH-Apr. 30-May 2, 2010	\$ 1,652.03	As a member of the APTA Executive Committee meeting, met with members of the Committee to discuss APTA-related issues including but not limited to budget, conferences and staffing.
Scott, Beverly	11110	Reconnecting America Board of Directors' Mtg-Washington, DC-June 3-4, 2010	\$ 903.90	Attended this meeting as a Reconnecting America Board member. <u>NOTE: All allowable expenses to be reimbursed by Reconnecting America.</u>
Scott, Beverly	11110	National Transit Summit-Boston,MA-April 17-18, 2010	\$ 172.50	Attended this meeting to participate on a panel with General Managers from five of the largest transit systems in the nation to discuss national transit issues, challenges and the future of transit. <u>NOTE: All expenses were pre-paid by the MBTA.</u>
Sibert, James	16730	CDRL Review/Contract Closeout Meeting-Rochester, NY - Aug. 17-21, 2009	\$ 582.64	The purpose of the meeting was to discuss the process for completing the remaining contract deliverables and closure of open correspondence. The Technical open items, CDRLs, Technical Manuals, and spare parts delivery were some of the topics of discussion. (CQ310/311 Rail Car Rehabilitation Contract).
Smith, Antoine	11710	FTA Region IV Training-Nashville, TN - May 10-13, 2010	\$ 1,073.34	Federal Transit Administration Civil Rights Training .
Smith, Carol	22310	PES Program-NY, NY - Aug. 10-12, 2009	\$ 1,357.29	Attended Passenger Environment Study training at New York City Transit for implementation at MARTA.
Smith, Carol	22310	APTA Bus & Paratransit Conference-Cleveland, OH - Apr. 30-May 4, 2010	\$ 2,230.12	Presented paper on MARTA's Quality of Service Study.
Smith, Carol	22310	TCRP Project A-15C Meeting-Washington, DC - Mar. 10-12, 2010	\$ 147.00	Attended Committee meeting for TCRP concerning Quality of Service Manual for use industry-wide.
Smith, Pamela	11710	SBA Match Making Event-Albany, GA - May 12-13, 2010	\$ 181.86	Contracts and Procurement Symposium-Outreach.
Springstead, David	11810	State of Good Repair Meeting-Washington, DC - July 7-10, 2009	\$ 1,009.39	Springstead served as MARTA's representative at the second SGR roundtable meeting. The meeting consisted of various discussions - roundtable, policy & program issues involving FTA Activities to advance SGR, conditions assessments and ratings practices, and implementation & maintenance of an asset management system.
Springstead, David	15230	Rail Car Rehab Program Meeting/Atlanta Beltline Tour/Meeting-Homell, NY/Charlotte, NC - Aug. 18-21, 2009	\$ 463.99	Project mgmt meeting with ALSTOM to discuss contracts pertaining to the railcar rehabilitation project for CQ310/311.

FY10 Summary of MARTA Staff Travel

NAME	Cost Ctr	Description & Date	Amount	Purpose & Detail
Stewart, Hildridge	15230	APTA/FTA Transit Industry Train Control Meeting-Washington, DC - Nov. 11-13, 2009	\$ 988.26	Attended seminar hosted by FTA, NTSB, and APTA to review urgent recommendations by NTSB and FTA regarding the WMATA fatal accident on June 22, 2009. All transit agencies that utilize the same or similar track circuit equipment were urged to attend.
Story, David	15531	New Bus Inspection-Winnipeg, Canada - Feb.7-13, 2010	\$ 4,578.84	Inspected MARTA new buses according to specification.
Thomas, Michael	15565	New Flyer Bus Inspection-Crookston, MN - Feb.14-19, 2010	\$ 2,427.92	Inspected MARTA new buses according to specification.
Valaer, Chris	16730	13th Annual State Safety Oversight Program (FTA)-Tempe, AZ - Sept. 20-24, 2009	\$ 1,098.12	The State Safety Oversight Program allows MARTA to remain apprised of the current conditions affecting Rail Transit Safety, especially after the recent series of high profile accidents. This training also equips the Office of Safety to address the requirements of the 49 CFR Part 659 Hazard Management Program.
VanSickle, Ryan	22710	Trapeze User Conference-Phoenix, AZ - Mar. 28-Apr. 1, 2010	\$ 2,084.30	Job related Software training and annual updates.
Wallace, Richard	22750	ESRI Conference-GSI Utilization-San Diego, CA - July 12-17, 2009	\$ 2,474.90	Job related Software training and annual updates.
Wallace, Richard	22750	ESRI User Conference-Charlotte, NC - April 25-29, 2010	\$ 1,904.86	Job related Software training and annual updates.
Watkins, James	10410	Microsoft Tech Education-New Orleans, LA - June 6-12, 2010	\$ 4,503.42	MARTA's infrastructure and end user technologies rely heavily on Microsoft products. With our plans to implement new products and upgrade existing ones, TechEd provides a unique opportunity to learn directly from Microsoft employees who created and know the most about the products we're working with.
West, Kimberly	10410	Microsoft Tech Education-New Orleans, LA - June 6-11, 2010	\$ 4,214.42	Microsoft Tech-Ed is the premier Technology event of the year for IT professionals and developers. It's the forum to gain the expertise, connections, and insights that will help us get more from our existing IT investments. All of Microsoft's Enterprise level products are represented and this event will not only enhance our skills but bring added value to the team.
White, Timothy	16710	11th Transit Safety & Security Roundtable (FTA & DHS)-Phoenix, AZ - Dec. 7-10, 2009	\$ 252.00	The Transit Safety & Security Roundtable is an Federal effort to support safety, security and emergency preparedness in the Nation's public transportation industry. Airfare, hotel and minimal food expenses were covered by FTA & TSA.

FY10 Summary of MARTA Staff Travel

NAME	Cost Ctr	Description & Date	Amount	Purpose & Detail
White, Timothy	16730	13th Annual State Safety Oversight Program (FTA)-Tempe, AZ - Sept. 20-24, 2009	\$ 1,257.01	The State Safety Oversight Program allows MARTA to remain apprised of the current conditions affecting Rail Transit Safety, especially after the recent series of high profile accidents. This training also equips the Office of Safety to address the requirements of the 49 CFR Part 659 Hazard Management Program.
Williams, Beverly D.	16510	New Flyer Pre-Production Meeting-Winnipeg, Canada - July 13-17, 2009	\$ 1,680.96	Attended for MARTA as Contract Administrator - New Flyer Bus Procurement Pre-Production Meeting to go over the detailed requirements of the contract to assure a common understanding between manufacturer and MARTA.
Willis, Renee T.	11810	COMTO's National Conference-Dallas, TX - July 12-15, 2009	\$ 1,257.60	Willis attended annual COMTO conference to discuss financial concerns, cost containment strategies, and membership/recruitment tactics for chapters and organizations involved in promoting transit and transportation initiatives.
Wimberly, Tameka	22110	Rail Volution Conference (Guest Speaker)-Boston, MA - Oct. 28-Nov. 1, 2009	\$ 1,030.60	Attended Conference as guest speaker.
Zonka, Lamar	15561	New Bus Inspection-Winnipeg, Canada - Jan. 17-22, 2010	\$ 3,966.12	Inspected MARTA new buses according to specification.

2010

**METROPOLITAN ATLANTA RAPID TRANSIT AUTHORITY
EMPLOYEES WITH ANNUAL COMPENSATION OF \$20,000 OR MORE**

The salary section of the FY 2010 MARTOC Report lists all MARTA employees who have an annual base salary of \$20,000 or more or those who have earned \$20,000 or more during the reporting period (July 1, 2009 through June 30, 2010).

The FY 2010 report includes:

- 4,516 Employees and/or former employees
 - 2,978 Represented employees and/or former employees
 - 1,538 Non-represented employees and/or former employees
- Of the 4,516 employees reported, 297 were recorded as terminating prior to June 30, 2010.
- A total of 1,373 employees received 1,303 salary changes in FY 2010
 - Of this total, 1,037 (or 75.53%) were granted to represented employees pursuant to the collective bargaining agreement (i.e., salary progressions) and promotions.
 - The remaining 336 actions (or 24.47%) granted to non-represented employees were salary changes associated with such things as promotions, reclassifications, and/or grade/step progressions for Police employees.
- **NOTE: During FY 2010, there were no annual wage/salary increases or lump sum/ bonus payments granted to employees.**

2010

**METROPOLITAN ATLANTA RAPID TRANSIT AUTHORITY
EMPLOYEES WITH ANNUAL COMPENSATION OF \$20,000 OR MORE**

The following definitions explain the figures reflected in the report:

- **Employee Base Salary** – The annual salary for non-union employees; the hourly rate multiplied by the total annual regular hours for union employees for the respective fiscal year.
- **Difference (+/-)** – The difference between the current annual base salary and the previous base salary. May include automatic step increases (union employees), promotions, progressions, adjustments resulting from wage/salary updates, and other salary adjustments. The report also reflects employees moving from part-time/contract to full-time positions during the year.
- **Regular Earnings** – Includes time entry wages/salary, Paid Time Off (PTO) take off, Long Term Sick (LTS) and other leave pay, etc.
- **Overtime Earnings** – Overtime payments are made for (1) scheduled overtime, in which overtime is built into the employee's routine work assignment, and (2) unscheduled overtime, in which overtime is assigned, as needed, to cover employee absences or to meet special work needs. Scheduled overtime is necessary because of unexpected employee absences, and an unanticipated need for repair work either to stations, tracks, buses or trains.
- **Other Earnings** – Includes Paid Time Off (PTO) sold, uniform/tool allowance, jury duty, and military pay, etc.
- **Total Earnings** – Reflects fiscal year-to-date gross earnings. May include overtime pay, deferred compensation, sold PTO, union arbitration awards, taxable value of other employee forms of compensation including such things as use of company car, life insurance, uniform/tool allowance, and other pay specific to individual MARTA employment contracts.

An asterisk before the position indicates a bargaining unit position.

MARTOC REPORT

EE NUMBER	TITLE	FY 09	FY 10	DIFFERENCE	REGULAR	OVERTIME	OTHER	TOTAL
		BASE SALARY	BASE SALARY	+/-	EARNINGS	EARNINGS	EARNINGS	EARNINGS
0000305540	*JOURNEYMAN OVERHAULER	43,804.80	43,804.80	0.00	44,184.82	0.00	200.00	44,384.82
0000320486	*BUS OPERATOR	37,606.40	40,643.20	3,036.80	39,344.25	5,334.04	1,654.40	46,332.69
0000305815	*JOURNEYMAN OVERHAULER	43,804.80	43,804.80	0.00	44,073.22	1,421.55	1,042.40	46,537.17
0000315788	*RAIL STATION CLEANER	28,412.80	28,412.80	0.00	30,150.52	8,493.11	1,366.00	40,009.63
0000323744	*BUS OPERATOR	31,491.20	31,491.20	0.00	22,133.71	1,801.20	208.00	24,142.91
0000303344	DIVISION DISPATCHER	51,771.20	51,771.20	0.00	51,572.08	1,095.17	3,733.50	56,400.75
0000303792	*BUS OPERATOR	40,643.20	40,643.20	0.00	40,956.37	4,813.99	1,771.20	47,541.56
0000308057	*BUS OPERATOR	40,643.20	40,643.20	0.00	42,229.99	4,084.41	1,224.08	47,538.48
0000306520	*BUS OPERATOR	40,643.20	40,643.20	0.00	24,531.46	7,196.84	208.00	31,936.30
0000322570	*SERVICEPERSON VII GROUNDSKEEPER	30,846.40	32,281.60	1,435.20	27,253.38	1,327.86	0.00	28,581.24
0000315466	*MOBILITY OPERATOR	28,766.40	30,409.60	1,643.20	26,262.66	1,602.04	208.00	28,072.70
0000323300	COMMUNICATIONS ENGINEER VI	80,000.18	80,000.18	0.00	76,923.71	0.00	0.00	76,923.71
0000321734	CONTRACT PROFESSIONAL	0.00	0.00	0.00	58,327.50	5,580.00	0.00	63,907.50
0000306221	*JOURNEYMAN ET-RAIL CAR MAINT	43,804.80	43,804.80	0.00	44,268.04	1,437.36	3,653.84	49,359.24
0000314859	*BUS OPERATOR	40,643.20	40,643.20	0.00	40,295.99	3,146.27	1,771.20	45,213.46
0000303666	SUPV BUS TRANSPORTATION	48,588.80	48,588.80	0.00	48,588.80	16,405.73	7,311.68	72,306.21
0000306619	*BUS OPERATOR	40,643.20	40,643.20	0.00	36,945.61	770.91	208.00	37,924.52
0000319603	*JOURNEYMAN RAIL CAR MECHANIC (DATE LAST EMPLOYED 03-MAY-10)	42,390.40	43,804.80	1,414.40	38,761.85	31.59	529.59	39,323.03
0000321888	SUPV FIELD RESEARCH	0.00	0.00	0.00	24,730.26	3,952.54	0.00	28,682.80
0000318939	*RAIL STATION CLEANER	25,500.80	26,894.40	1,393.60	26,721.42	3,644.64	0.00	30,366.06
0000306310	*INSPECTOR	43,118.40	43,118.40	0.00	44,681.39	8,691.22	200.00	53,572.61
0000320333	PERFORMANCE ANALYST	64,639.12	64,639.12	0.00	60,273.47	756.00	248.62	61,278.09
0000302866	*BUS OPERATOR	40,643.20	40,643.20	0.00	41,818.04	7,738.48	208.00	49,764.52
0000304217	HUMAN RESOURCES SYSTEMS ADMIN	74,863.36	74,863.36	0.00	71,120.30	0.00	575.87	71,696.17
0000305900	PERFORMANCE ANALYST	66,700.40	66,700.40	0.00	64,135.31	0.00	4,618.35	68,753.66
0000302113	SR RADIO COMMUNICATIONS ENGR	77,142.78	77,142.78	0.00	74,175.99	0.00	5,281.29	79,457.28
0000302171	*BUS OPERATOR	40,643.20	40,643.20	0.00	42,164.25	15,339.56	2,552.80	60,056.61
0000306382	RESIDENT ENGINEER	82,381.00	82,381.00	0.00	79,212.96	0.00	6,337.50	85,550.46
0000305802	TRANSIT POLICE OFFICER SPECIAL	56,971.20	56,971.20	0.00	58,272.23	13,311.63	4,382.40	75,966.26
0000317780	*BUS OPERATOR	37,606.40	40,643.20	3,036.80	23,371.94	1,351.35	208.00	24,931.29
0000304311	*BUS OPERATOR	40,643.20	40,643.20	0.00	43,585.46	18,948.82	9,469.78	72,004.06
0000316283	*TRACK MAINTAINER	40,206.40	41,267.20	1,060.80	40,950.33	903.56	5,226.10	47,079.99
0000303392	*SERVICEPERSON V	41,662.40	43,118.40	1,456.00	43,029.44	776.60	4,711.90	48,517.94
0000305845	*BUS OPERATOR	40,643.20	40,643.20	0.00	40,924.94	9,596.22	2,298.78	52,819.94

MARTOC REPORT

EE NUMBER	TITLE	FY 09	FY 10	DIFFERENCE	REGULAR	OVERTIME	OTHER	TOTAL
		BASE SALARY	BASE SALARY	+/-	EARNINGS	EARNINGS	EARNINGS	EARNINGS
0000305997	*BUS OPERATOR	40,643.20	40,643.20	0.00	40,867.16	1,626.82	208.00	42,701.98
0000318353	*JOURNEYMAN SUPPORT EQUIPMENT	43,804.80	43,804.80	0.00	31,551.38	742.38	200.00	32,493.76
0000323609	*MOBILITY OPERATOR	23,358.40	23,358.40	0.00	22,863.46	8,506.90	208.00	31,578.36
0000321109	PROJECT MANAGER II	93,724.02	93,724.02	0.00	90,119.79	0.00	6,488.10	96,607.89
0000304323	*SERVICEPERSON V	41,662.40	43,118.40	1,456.00	43,331.45	1,780.20	4,021.62	49,133.27
0000318260	*BUS OPERATOR	40,643.20	40,643.20	0.00	42,451.53	31,919.81	1,966.60	76,337.94
0000302773	*RAIL STATION CLEANER	28,412.80	28,412.80	0.00	26,667.22	7,898.91	1,639.20	36,205.33
0000322738	*JOURNEYMAN AUTOMOTIVE TECH	41,392.00	42,390.40	998.40	40,931.07	3,238.72	200.00	44,369.79
0000323021	*BUS OPERATOR	31,491.20	34,548.80	3,057.60	28,035.76	0.00	208.00	28,243.76
0000318010	*BUS OPERATOR	40,643.20	40,643.20	0.00	39,676.15	5,930.19	208.00	45,814.34
0000306293	*BUS OPERATOR	40,643.20	40,643.20	0.00	42,098.70	31,594.44	208.00	73,901.14
0000304699	*MATERIAL CONTROLLER	41,496.00	42,369.60	873.60	42,225.09	1,079.67	0.00	43,304.76
0000303342	AGM FINANCE	140,172.50	140,172.50	0.00	134,781.46	0.00	19,767.92	154,549.38
0000320753	*MOBILITY OPERATOR	24,564.80	26,083.20	1,518.40	25,732.24	1,192.52	709.60	27,634.36
0000305413	*MATERIAL CONTROLLER	42,369.60	42,369.60	0.00	42,512.22	244.44	0.00	42,756.66
0000302597	*BUS OPERATOR	40,643.20	40,643.20	0.00	38,381.03	1,950.95	208.00	40,539.98
0000302548	SR GRAPHICS DESIGNER	50,703.38	50,703.38	0.00	48,753.55	0.00	4,485.00	53,238.55
0000322682	*JOURNEYMAN ET-RADIO MAINT	41,392.00	43,804.80	2,412.80	37,811.33	1,528.60	200.00	39,539.93
0000303056	*JOURNEYMAN ET-RAIL CAR MAINT	43,804.80	43,804.80	0.00	49,657.63	6,736.60	4,575.23	60,969.46
0000316060	*BUS OPERATOR	40,643.20	40,643.20	0.00	25,992.36	2,278.93	208.00	28,479.29
0000304982	PROJECT MANAGER I	77,729.08	77,729.08	0.00	74,739.72	0.00	4,484.25	79,223.97
0000304792	*RAIL STATION CLEANER	28,412.80	28,412.80	0.00	29,091.87	5,988.21	2,349.52	37,429.60
0000317919	*RAIL STATION CLEANER	28,412.80	28,412.80	0.00	29,498.25	9,322.95	437.12	39,258.32
0000323745	*BUS OPERATOR	31,491.20	31,491.20	0.00	22,174.23	1,546.82	208.00	23,929.05
0000305143	*SERVICEPERSON V	43,118.40	43,118.40	0.00	43,402.87	995.05	0.00	44,397.92
0000316367	MYSTERY CUSTOMER PROJECT ANALY	53,854.32	53,854.32	0.00	51,197.42	0.00	0.00	51,197.42
0000303490	TRANSIT POLICE OFFICER SR	54,787.20	54,787.20	0.00	55,946.16	10,756.64	4,741.20	71,444.00
0000304446	TRANSIT POLICE OFFICER SR	54,787.20	54,787.20	0.00	54,879.39	8,208.23	3,687.60	66,775.22
0000316075	*BUS OPERATOR	40,643.20	40,643.20	0.00	20,123.57	3,688.15	728.64	24,540.36
0000306396	(DATE LAST EMPLOYED 21-JAN-10) SUPV BUS & RAIL STORES	63,980.80	55,307.20	-8,673.60	60,311.20	184.56	8,123.88	68,619.64
0000321370	*BUS OPERATOR	31,491.20	34,548.80	3,057.60	33,456.97	4,949.87	208.00	38,614.84
0000303981	*RAIL OPERATOR	40,643.20	40,643.20	0.00	40,879.00	2,412.34	208.00	43,499.34
0000302574	SUPV RAIL LINE	51,230.40	51,230.40	0.00	46,402.92	6,989.76	0.00	53,392.68
0000321278	*STATION AGENT	33,800.00	37,169.60	3,369.60	36,618.17	10,546.41	0.00	47,164.58
0000324778	*BUS OPERATOR	28,454.40	28,454.40	0.00	18,507.70	1,947.20	225.33	20,680.23

MARTOC REPORT

EE NUMBER	TITLE	FY 09	FY 10	DIFFERENCE	REGULAR	OVERTIME	OTHER	TOTAL
		BASE SALARY	BASE SALARY	+/-	EARNINGS	EARNINGS	EARNINGS	EARNINGS
0000324130	*RAIL STATION CLEANER	24,024.00	26,894.40	2,870.40	26,057.99	4,158.57	0.00	30,216.56
0000321209	*APPRENTICE MECHANIC	35,921.60	39,228.80	3,307.20	38,369.01	4,030.48	0.00	42,399.49
0000306106	ACCOUNTING SPECIALIST II (DATE LAST EMPLOYED 01-MAR-10)	40,248.00	40,248.00	0.00	26,140.56	0.00	4,015.52	30,156.08
0000304673	*JOURNEYMAN ET-TRAIN CONTROL	43,804.80	43,804.80	0.00	44,652.38	13,496.90	200.00	58,349.28
0000303221	*JOURNEYMAN SUPPORT EQUIPMENT (DATE LAST EMPLOYED 04-DEC-09)	43,804.80	43,804.80	0.00	19,980.69	55.30	842.40	20,878.39
0000317195	*STATION AGENT	33,800.00	37,169.60	3,369.60	36,313.48	2,369.98	0.00	38,683.46
0000323959	*BUS OPERATOR	31,491.20	31,491.20	0.00	20,957.61	1,117.39	190.67	22,265.67
0000323734	*BUS OPERATOR	31,491.20	31,491.20	0.00	20,107.69	845.76	208.00	21,161.45
0000304426	*STATION AGENT	33,800.00	37,169.60	3,369.60	37,121.36	2,915.10	4,324.54	44,361.00
0000304932	MOBILITY SYSTEM DATA SPECIALIST	33,072.00	33,072.00	0.00	33,835.20	5,234.28	0.00	39,069.48
0000302957	RAIL SERVICES CONTROLLER	58,281.60	58,281.60	0.00	30,261.60	518.38	6,632.96	37,412.94
0000320437	*SERVICEPERSON I (A)	32,281.60	32,281.60	0.00	32,694.12	4,126.38	2,048.64	38,869.14
0000303627	*JOURNEYMAN RAIL CAR MECHANIC	43,804.80	43,804.80	0.00	44,984.07	7,028.82	4,327.76	56,340.65
0000322449	PROTECTIVE SPEC POLICE CADET	26,374.40	26,374.40	0.00	27,262.00	12,015.89	1,428.67	40,706.56
0000305727	*BUS OPERATOR	40,643.20	40,643.20	0.00	41,490.23	6,302.93	208.00	48,001.16
0000306628	TRANSIT POLICE SERGEANT	60,964.80	63,398.40	2,433.60	61,923.89	9,846.84	1,207.50	72,978.23
0000316920	*JOURNEYMAN RAIL CAR MECHANIC	41,080.00	41,392.00	312.00	42,125.64	7,261.75	1,250.11	50,637.50
0000321233	*MOBILITY OPERATOR	24,564.80	24,564.80	0.00	21,822.97	726.41	302.48	22,851.86
0000305542	OFFICE ADMINISTRATOR II	46,179.90	51,021.88	4,841.98	46,452.51	0.00	2,757.38	49,209.89
0000304367	*MOBILITY OPERATOR	30,409.60	30,409.60	0.00	30,375.43	2,083.46	208.00	32,666.89
0000323528	*BUS OPERATOR	28,454.40	31,491.20	3,036.80	31,450.73	5,044.72	843.88	37,339.33
0000306257	*MOBILITY OPERATOR	30,409.60	30,409.60	0.00	30,906.68	34,945.65	2,678.78	68,531.11
0000322751	COMMUNICATIONS ENGINEER VI	84,000.02	84,000.02	0.00	80,770.12	0.00	3,231.00	84,001.12
0000303467	*BUS OPERATOR	40,643.20	40,643.20	0.00	41,714.44	15,190.36	3,158.54	60,063.34
0000304630	*JOURNEYMAN SUPPORT EQUIPMENT	43,804.80	43,804.80	0.00	44,089.01	7,099.86	5,465.00	56,653.87
0000303157	RETIREMENT BENEFITS ANALYST	51,223.12	51,223.12	0.00	49,253.12	0.00	5,122.66	54,375.78
0000304402	DIR EMPLOYEE AVAILABILITY PROG	82,763.72	82,763.72	0.00	79,580.89	0.00	1,018.56	80,599.45
0000303387	SUPT RAIL CAR MAINT	55,494.40	69,977.18	14,482.78	58,484.50	22,710.08	6,558.32	87,752.90
0000304168	*TRACK WALKER	43,118.40	43,118.40	0.00	43,377.03	2,767.49	1,098.69	47,243.21
0000316335	*BUS OPERATOR (DATE LAST EMPLOYED 06-MAY-10)	40,643.20	40,643.20	0.00	30,881.86	1,457.63	520.64	32,860.13
0000302569	ELECTRICAL ENGINEER VI	89,250.98	89,250.98	0.00	85,818.53	0.00	1,716.38	87,534.91
0000322670	SYSTEM SAFETY OFFICER	48,048.00	60,279.44	12,231.44	55,136.37	3,418.80	0.00	58,555.17
0000305281	TRANSIT POLICE OFFICER SR (DATE LAST EMPLOYED 21-MAR-10)	54,787.20	54,787.20	0.00	41,959.64	5,324.05	3,942.32	51,226.01
0000304267	PROJECT ENGINEER	66,381.12	66,381.12	0.00	63,828.33	0.00	7,148.40	70,976.73

MARTOC REPORT

EE NUMBER	TITLE	FY 09	FY 10	DIFFERENCE	REGULAR	OVERTIME	OTHER	TOTAL
		BASE SALARY	BASE SALARY	+/-	EARNINGS	EARNINGS	EARNINGS	EARNINGS
0000304351	CONTRACT EMP ADMIN SUPPORT	0.00	0.00	0.00	23,482.50	534.76	0.00	24,017.26
0000304632	*MOBILITY OPERATOR	30,409.60	30,409.60	0.00	30,292.69	263.27	208.00	30,763.96
0000302033	*BUS OPERATOR	40,643.20	40,643.20	0.00	44,129.75	17,879.84	1,185.00	63,194.59
0000320849	*TRACK WALKER	41,662.40	43,118.40	1,456.00	42,575.77	647.81	2,155.38	45,378.96
0000306347	*BUS OPERATOR	40,643.20	40,643.20	0.00	40,846.56	9,790.59	3,920.60	54,557.75
0000322067	SPECIAL PROJECTS AUDITOR III	72,131.54	72,131.54	0.00	69,357.44	0.00	0.00	69,357.44
0000304129	*RAIL OPERATOR	40,643.20	40,643.20	0.00	40,210.51	7,839.69	208.00	48,258.20
0000321141	*BUS OPERATOR	34,548.80	37,606.40	3,057.60	35,639.79	12,252.45	208.00	48,100.24
0000316055	*BUS OPERATOR	40,643.20	40,643.20	0.00	40,008.04	1,721.18	208.00	41,937.22
0000304886	SUPV MOBILITY TRANSPORTATION	45,281.60	45,281.60	0.00	45,281.60	1,001.44	1,567.44	47,850.48
0000303271	*RAIL OPERATOR	40,643.20	40,643.20	0.00	14,637.78	741.28	7,503.36	22,882.42
0000317359	(DATE LAST EMPLOYED 01-NOV-09) SUPPORT ANALYST II	48,208.68	54,433.08	6,224.40	51,169.30	0.00	0.00	51,169.30
0000319161	*STATION AGENT	31,137.60	37,169.60	6,032.00	31,187.19	6,299.57	0.00	37,486.76
0000303839	MGR BUILDINGS & SUPPORT EQUIP	79,898.26	79,898.26	0.00	76,825.29	0.00	6,760.19	83,585.48
0000306488	*JOURNEYMAN ET-HVAC	43,804.80	43,804.80	0.00	44,173.25	521.24	200.00	44,894.49
0000304798	*JOURNEYMAN RAIL CAR MECHANIC	43,804.80	43,804.80	0.00	44,120.62	1,295.20	200.00	45,615.82
0000303730	*JOURNEYMAN ET-RAIL CAR MAINT	43,804.80	43,804.80	0.00	43,957.40	758.17	200.00	44,915.57
0000303065	*SERVICEPERSON V	43,118.40	43,118.40	0.00	42,275.05	1,881.34	1,658.40	45,814.79
0000303130	*BUS OPERATOR	40,643.20	40,643.20	0.00	41,574.83	13,134.49	2,552.80	57,262.12
0000306275	TRANSIT POLICE SERGEANT	60,964.80	63,398.40	2,433.60	64,239.05	31,209.62	5,029.20	100,477.87
0000302578	*INSPECTOR	43,118.40	43,118.40	0.00	43,572.01	505.36	200.00	44,277.37
0000304579	*AA INSPECTOR	43,804.80	43,804.80	0.00	30,347.47	1,769.08	10,028.08	42,144.63
0000303769	(DATE LAST EMPLOYED 01-MAR-10) *MOBILITY OPERATOR	30,409.60	30,409.60	0.00	25,322.49	2,231.42	208.00	27,761.91
0000303037	*BUS OPERATOR	40,643.20	40,643.20	0.00	41,321.50	49,595.49	5,093.00	96,009.99
0000304330	*TRACK MAINTAINER	41,724.80	43,118.40	1,393.60	42,836.81	1,265.34	0.00	44,102.15
0000303664	*BUS OPERATOR	40,643.20	40,643.20	0.00	35,825.52	2,182.18	208.00	38,215.70
0000303073	*RAIL OPERATOR	40,643.20	40,643.20	0.00	40,133.41	8,513.83	208.00	48,855.24
0000305381	*BUS OPERATOR	40,643.20	40,643.20	0.00	42,437.35	8,895.42	208.00	51,540.77
0000302132	TRANSIT POLICE OFFICER SR	54,787.20	54,787.20	0.00	55,129.62	31,805.64	5,794.80	92,730.06
0000315370	*TRACK WALKER	43,118.40	43,118.40	0.00	43,724.26	1,842.40	414.60	45,981.26
0000323593	RAIL SERVICES CONTROLLER	50,440.00	57,720.00	7,280.00	54,587.75	1,083.26	0.00	55,671.01
0000319548	EMPLOYEE RELATIONS SPECIALIST	58,299.02	58,299.02	0.00	56,057.10	0.00	0.00	56,057.10
0000302564	OFFICE ADMINISTRATOR I	44,044.26	44,044.26	0.00	42,350.58	0.00	3,388.51	45,739.09
0000302052	SUPT BUS MAINTENANCE GARAGE	69,227.08	76,149.84	6,922.76	66,564.54	0.00	8,196.24	74,760.78

MARTOC REPORT

EE NUMBER	TITLE	FY 09	FY 10	DIFFERENCE	REGULAR	OVERTIME	OTHER	TOTAL
		BASE SALARY	BASE SALARY	+/-	EARNINGS	EARNINGS	EARNINGS	EARNINGS
0000303084	*BUS OPERATOR	40,643.20	40,643.20	0.00	41,170.58	2,986.50	208.00	44,365.08
0000305256	*JOURNEYMAN ET-RAIL CAR MAINT	43,804.80	43,804.80	0.00	44,136.40	473.85	200.00	44,810.25
0000322688	TRANSIT POLICE OFFICER SR	41,641.60	45,032.00	3,390.40	43,608.26	20,298.37	1,601.60	65,508.23
0000321908	*INSPECTOR	41,267.20	41,392.00	124.80	39,876.87	12,962.66	200.00	53,039.53
0000322125	*C-BUS OPERATOR (DATE LAST EMPLOYED 31-MAR-10)	29,515.20	30,992.00	1,476.80	25,240.98	10,535.42	2,981.79	38,758.19
0000323646	*CUSTOMER INFORMATION OPERATOR	27,352.00	28,912.00	1,560.00	28,129.91	6,914.74	1,390.00	36,434.65
0000323718	*SERVICEPERSON I	28,828.80	31,824.00	2,995.20	31,298.96	17.22	0.00	31,316.18
0000304811	SR ENGINEERING TECHNICAL SPEC (DATE LAST EMPLOYED 01-MAR-10)	53,118.00	53,118.00	0.00	34,731.00	163.44	8,970.95	43,865.39
0000322424	ADMINISTRATIVE ASSISTANT (DATE LAST EMPLOYED 02-JUL-10)	35,587.50	35,587.50	0.00	30,144.60	0.00	0.00	30,144.60
0000320358	*SERVICEPERSON I (A) (DATE LAST EMPLOYED 18-JUN-10)	28,828.80	32,281.60	3,452.80	29,421.53	204.79	110.88	29,737.20
0000314970	*BUS OPERATOR	40,643.20	40,643.20	0.00	41,301.83	1,130.86	208.00	42,640.69
0000307563	*BUS OPERATOR	40,643.20	40,643.20	0.00	38,370.97	1,106.22	208.00	39,685.19
0000302152	SUPV CAR REPAIR INSPECTION	55,224.00	55,224.00	0.00	49,741.43	8,456.18	0.00	58,197.61
0000321035	SUPV PROTECTIVE SPECIALISTS	36,587.20	36,587.20	0.00	37,043.25	3,197.02	281.44	40,521.71
0000315049	LD BREEZE MEDIA DIST AGENT	47,013.98	47,013.98	0.00	45,206.02	0.00	1,808.25	47,014.27
0000303376	FOREMAN TRAIN CONTROL	56,409.60	56,409.60	0.00	56,138.40	10,603.92	271.20	67,013.52
0000303940	ORG LEARNING SPECIALIST III	62,499.84	62,499.84	0.00	60,096.02	0.00	4,807.51	64,903.53
0000303765	*MATERIAL CONTROLLER	42,369.60	42,369.60	0.00	42,624.30	2,146.53	1,629.60	46,400.43
0000305051	INSTRUCTOR BUS OPERATIONS	56,950.40	56,950.40	0.00	54,760.00	657.12	8,049.72	63,466.84
0000303491	CRIMINAL JUSTICE ADMINISTRA	36,961.60	36,961.60	0.00	36,606.23	4,184.95	1,279.45	42,070.63
0000322490	*INSPECTOR	40,643.20	41,267.20	624.00	41,458.49	7,460.44	200.00	49,118.93
0000302867	RECRUITING TECHNICIAN II	40,306.50	40,306.50	0.00	38,773.04	0.00	1,963.66	40,736.70
0000321066	*MOBILITY OPERATOR	24,564.80	26,083.20	1,518.40	25,215.40	576.14	208.00	25,999.54
0000316120	*TRACK MAINTAINER	43,118.40	43,118.40	0.00	43,978.16	3,350.56	2,985.12	50,313.84
0000306223	*BUS OPERATOR	40,643.20	40,643.20	0.00	41,292.53	7,237.42	1,771.20	50,301.15
0000305700	SR ADJUSTER LIABILITY LITIG	61,963.72	61,963.72	0.00	59,580.58	0.00	3,575.25	63,155.83
0000306480	FARE COLLECTION ASST	34,164.00	34,164.00	0.00	34,409.28	1,156.32	1,314.00	36,879.60
0000305148	*RAIL OPERATOR (DATE LAST EMPLOYED 01-NOV-09)	40,643.20	40,643.20	0.00	14,426.79	4,135.39	10,851.36	29,413.54
0000302624	MGR REV SETTLEMT & CLEARINGHSE	80,485.08	80,485.08	0.00	77,389.64	0.00	0.00	77,389.64
0000320552	CJIT-CALL TAKER	30,888.00	30,888.00	0.00	31,066.20	2,099.43	356.40	33,522.03
0000322048	*BUS OPERATOR	31,491.20	34,548.80	3,057.60	33,947.20	4,222.86	208.00	38,378.06
0000320352	*BUS OPERATOR	37,606.40	40,643.20	3,036.80	38,686.47	2,565.21	208.00	41,459.68
0000304006	*JOURNEYMAN ET-COMPUTER MAINT (DATE LAST EMPLOYED 01-FEB-10)	43,804.80	43,804.80	0.00	27,133.28	14,191.84	16,198.66	57,523.78
0000319483	*APPRENTICE MECHANIC	36,857.60	39,228.80	2,371.20	38,357.68	6,962.13	1,420.00	46,739.81

MARTOC REPORT

EE NUMBER	TITLE	FY 09	FY 10	DIFFERENCE	REGULAR	OVERTIME	OTHER	TOTAL
		BASE SALARY	BASE SALARY	+/-	EARNINGS	EARNINGS	EARNINGS	EARNINGS
0000319411	MAINTENANCE PLANNER BUS	52,686.40	52,686.40	0.00	52,483.76	10,714.59	202.64	63,400.99
0000303214	*REVENUE AGENT PT	0.00	0.00	0.00	21,970.05	0.00	0.00	21,970.05
0000303222	*RAIL STATION CLEANER	28,412.80	28,412.80	0.00	29,587.04	13,800.02	2,732.00	46,119.06
0000304617	RAIL SERVICES CONTROLLER	68,640.00	68,640.00	0.00	68,640.00	792.00	7,524.00	76,956.00
0000303894	CONTRACT INSTRUCTOR	0.00	0.00	0.00	38,700.75	109.15	0.00	38,809.90
0000316106	*BUS OPERATOR	40,643.20	40,643.20	0.00	24,833.78	4,157.13	208.00	29,198.91
0000317405	TRANSIT POLICE OFFICER SR	45,032.00	46,841.60	1,809.60	45,276.18	3,210.78	0.00	48,486.96
0000322982	TRANSIT POLICE OFFICER SPECIAL	48,713.60	50,668.80	1,955.20	49,734.40	10,400.85	1,424.00	61,559.25
0000321909	*INSPECTOR	41,267.20	41,392.00	124.80	42,665.07	23,308.93	358.72	66,332.72
0000302697	*BUS OPERATOR	40,643.20	40,643.20	0.00	41,817.69	32,619.60	4,506.80	78,944.09
0000320229	SR TECHNICAL SERVICES ENGINEER	93,506.40	93,506.40	0.00	94,182.73	5,280.00	0.00	99,462.73
0000303521	DIR ENTERPRISE APPLICATIONS	110,727.24	110,727.24	0.00	106,468.51	0.00	17,034.00	123,502.51
0000303726	TRANSIT POLICE OFFICER SR	54,787.20	54,787.20	0.00	54,787.20	16,169.53	6,106.68	77,063.41
0000316492	*STATION AGENT	33,800.00	37,169.60	3,369.60	35,922.37	3,873.67	1,429.60	41,225.64
0000318084	*SMALL BUS OPERATOR FT	27,414.40	28,766.40	1,352.00	28,987.03	3,924.25	208.00	33,119.28
0000303461	*BUS OPERATOR	40,643.20	40,643.20	0.00	40,951.00	20,229.62	208.00	61,388.62
0000304382	SUPV BUS MAINTENANCE	53,248.00	53,248.00	0.00	53,248.00	18,790.40	1,024.00	73,062.40
0000304945	*SERVICEPERSON IV	34,008.00	34,008.00	0.00	32,927.95	5,162.62	0.00	38,090.57
0000302837	*BUS OPERATOR	40,643.20	40,643.20	0.00	28,519.86	14,402.17	989.60	43,911.63
0000303052	*BUS OPERATOR	40,643.20	40,643.20	0.00	41,643.10	9,660.73	208.00	51,511.83
0000305946	SUPV RECORDS CENTER MAIL SVCS	56,072.90	56,072.90	0.00	56,073.07	0.00	3,235.50	59,308.57
0000319537	GEN FOREMAN ELECTRICAL POWER	62,839.40	62,839.40	0.00	60,422.58	0.00	0.00	60,422.58
0000303789	SCHEDULE DISTRIBUTION CLERK	27,241.50	27,241.50	0.00	26,194.03	398.15	1,466.85	28,059.03
0000304975	INSTRUCTOR BUS TECHNICAL	57,512.00	57,512.00	0.00	57,304.66	9,725.92	4,424.00	71,454.58
0000322497	TRANSIT POLICE OFFICER SR	38,500.80	41,641.60	3,140.80	40,654.14	10,814.40	2,017.59	53,486.13
0000305114	*BUS OPERATOR	40,643.20	40,643.20	0.00	40,852.60	2,667.32	208.00	43,727.92
0000317963	*BUS OPERATOR	37,606.40	40,643.20	3,036.80	38,666.27	4,362.40	2,016.00	45,044.67
0000303860	*STATION AGENT	37,169.60	37,169.60	0.00	37,411.72	22,400.26	5,361.00	65,172.98
0000320653	*BUS OPERATOR	37,606.40	40,643.20	3,036.80	39,537.03	6,231.27	208.00	45,976.30
0000306329	*JOURNEYMAN BODY REPAIR	43,804.80	43,804.80	0.00	29,994.68	31.59	200.00	30,226.27
0000303772	SUPV RAIL YARD TOWER	53,435.20	53,435.20	0.00	50,968.96	10,802.65	2,569.00	64,340.61
0000320942	*BUS OPERATOR	28,454.40	31,491.20	3,036.80	26,980.26	1,543.41	208.00	28,731.67
0000305161	*MOBILITY OPERATOR	30,409.60	30,409.60	0.00	22,544.89	5,685.42	208.00	28,438.31
0000302891	*JOURNEYMAN ET-LABORATORY	43,804.80	43,804.80	0.00	44,552.84	1,611.09	200.00	46,363.93
0000305142	*MATERIAL CONTROLLER	42,369.60	42,369.60	0.00	42,237.59	183.33	325.92	42,746.84

MARTOC REPORT

EE NUMBER	TITLE	FY 09	FY 10	DIFFERENCE	REGULAR	OVERTIME	OTHER	TOTAL
		BASE SALARY	BASE SALARY	+/-	EARNINGS	EARNINGS	EARNINGS	EARNINGS
0000322241	*BUS OPERATOR	31,491.20	34,548.80	3,057.60	33,057.88	6,309.19	208.00	39,575.07
0000304085	*BUS OPERATOR	40,643.20	40,643.20	0.00	38,679.25	3,095.78	208.00	41,983.03
0000305990	*JOURNEYMAN OVERHAULER	43,804.80	43,804.80	0.00	44,694.50	5,307.15	200.00	50,201.65
0000322036	*BUS OPERATOR	31,491.20	34,548.80	3,057.60	32,731.80	10,160.85	208.00	43,100.65
0000315315	*MOBILITY OPERATOR	30,409.60	30,409.60	0.00	29,201.32	24,512.45	1,348.36	55,062.13
0000302845	MOBILITY SYSTEM DATA SPECIALIST	33,052.50	33,052.50	0.00	33,722.29	1,703.57	0.00	35,425.86
0000306355	SUPV RAIL YARD TOWER	52,104.00	52,104.00	0.00	51,628.05	10,608.69	2,872.49	65,109.23
0000302407	TRANSIT POLICE OFFICER SR	54,787.20	54,787.20	0.00	56,170.05	25,148.21	5,268.00	86,586.26
0000302899	*JOURNEYMAN SUPPORT EQUIPMENT	43,804.80	43,804.80	0.00	44,353.49	2,258.71	1,884.80	48,497.00
0000320975	TRANSIT POLICE OFFICER SR	45,032.00	46,841.60	1,809.60	45,465.01	9,052.48	866.00	55,383.49
0000303384	*JOURNEYMAN ET-TRAIN CONTROL	43,804.80	43,804.80	0.00	45,410.54	8,395.11	200.00	54,005.65
0000304952	*BUS OPERATOR	40,643.20	40,643.20	0.00	41,687.13	17,997.75	911.44	60,596.32
0000316729	CONTRACT PROFESSIONAL	0.00	0.00	0.00	74,780.00	760.00	0.00	75,540.00
0000302711	*JOURNEYMAN ET-RAIL CAR MAINT (DATE LAST EMPLOYED 29-MAR-10)	43,804.80	43,804.80	0.00	31,784.71	1,761.15	610.67	34,156.53
0000314934	PROJECT MANAGER II	94,052.92	94,052.92	0.00	90,436.11	0.00	10,707.06	101,143.17
0000304925	SUPT RAIL CAR MAINT	74,357.92	74,357.92	0.00	71,498.47	0.00	6,291.73	77,790.20
0000322803	*BUS OPERATOR	31,491.20	34,548.80	3,057.60	29,989.96	3,733.67	208.00	33,931.63
0000303557	*SERVICEPERSON IV	34,008.00	34,008.00	0.00	22,912.05	12,029.64	1,128.15	36,069.84
0000321020	*SERVICEPERSON I (A)	30,846.40	32,281.60	1,435.20	31,941.46	4,298.66	1,207.10	37,447.22
0000319302	*STATION AGENT	33,800.00	37,169.60	3,369.60	35,980.85	4,859.73	0.00	40,840.58
0000318930	ELEV ESCALATOR SAFE INSPEC II	64,018.50	66,553.50	2,535.00	62,921.50	10,077.26	3,071.70	76,070.46
0000311668	*MOBILITY OPERATOR	30,409.60	30,409.60	0.00	32,048.24	24,676.89	208.00	56,933.13
0000305049	*BUS OPERATOR	40,643.20	40,643.20	0.00	42,402.42	15,131.46	208.00	57,741.88
0000322971	*JOURNEYMAN ELEC POWER ELECT	41,080.00	42,390.40	1,310.40	42,334.41	10,172.80	200.00	52,707.21
0000303840	SR INFORMATION SYSTEMS ANALYST	84,704.10	84,704.10	0.00	81,446.55	0.00	6,516.00	87,962.55
0000323000	*SERVICEPERSON I (A) (DATE LAST EMPLOYED 27-MAY-10)	28,912.00	29,182.40	270.40	23,993.82	2,762.68	0.00	26,756.50
0000303483	SUPV BUS MAINTENANCE	56,555.20	56,555.20	0.00	56,446.44	4,812.63	1,087.60	62,346.67
0000322965	CHF BUSINESS SUPPORT SVCS	195,000.00	195,000.00	0.00	187,500.00	0.00	0.00	187,500.00
0000321135	*JOURNEYMAN AUTOMOTIVE TECH	42,390.40	42,390.40	0.00	40,160.04	5,274.01	200.00	45,634.05
0000305881	SUPV RAIL YARD TOWER	53,248.00	53,248.00	0.00	53,248.00	14,425.60	947.20	68,620.80
0000322206	*INSPECTOR	42,390.40	41,662.40	-728.00	42,981.97	4,667.67	1,042.40	48,692.04
0000304515	CHF DOC CONTROL CONFIG MGMT	64,915.50	64,915.50	0.00	62,419.10	0.00	6,741.23	69,160.33
0000322747	*SERVICEPERSON I (A)	32,281.60	32,281.60	0.00	32,711.28	1,920.60	0.00	34,631.88
0000324460	CONTRACT PROFESSIONAL	68,250.00	68,250.00	0.00	36,995.00	1,487.50	0.00	38,482.50

MARTOC REPORT

EE NUMBER	TITLE	FY 09	FY 10	DIFFERENCE	REGULAR	OVERTIME	OTHER	TOTAL
		BASE SALARY	BASE SALARY	+/-	EARNINGS	EARNINGS	EARNINGS	EARNINGS
0000314808	FOREMAN POWER	52,686.40	52,686.40	0.00	52,806.72	1,899.79	1,013.20	55,719.71
0000316182	*BUS OPERATOR	34,548.80	37,606.40	3,057.60	36,452.84	2,980.65	208.00	39,641.49
0000304946	FARE COLLECTION PROCESSOR	23,946.00	23,946.00	0.00	24,047.31	1,851.24	92.10	25,990.65
0000322120	*C-BUS OPERATOR (DATE LAST EMPLOYED 31-MAR-10)	29,515.20	30,992.00	1,476.80	22,937.79	6,220.83	515.54	29,674.16
0000320967	*SERVICEPERSON I	31,824.00	31,824.00	0.00	31,378.13	11.48	612.00	32,001.61
0000323055	*C-AA INSPECTOR (DATE LAST EMPLOYED 07-JAN-10)	42,244.80	42,390.40	145.60	23,878.75	2,030.43	619.63	26,528.81
0000318948	ADMINISTRATIVE ASSISTANT	30,225.00	30,225.00	0.00	30,178.50	5,089.45	0.00	35,267.95
0000303082	*BUS OPERATOR (DATE LAST EMPLOYED 01-MAY-10)	40,643.20	40,643.20	0.00	30,450.94	7,297.40	2,916.05	40,664.39
0000306291	DIR ACCOUNTING	108,516.98	108,516.98	0.00	104,343.53	0.00	6,260.63	110,604.16
0000305630	*JOURNEYMAN AUTOMOTIVE TECH	43,804.80	43,804.80	0.00	23,195.77	4,146.21	831.80	28,173.78
0000304448	*JOURNEYMAN ET-LABORATORY	43,804.80	43,804.80	0.00	44,472.22	1,626.89	200.00	46,299.11
0000302227	*INSPECTOR	43,118.40	43,118.40	0.00	43,988.48	14,008.48	2,190.08	60,187.04
0000304164	RESEARCH SURVEYOR (DATE LAST EMPLOYED 29-JUN-10)	0.00	0.00	0.00	19,268.44	2,182.13	0.00	21,450.57
0000304326	*JOURNEYMAN RAIL CAR MECHANIC	43,804.80	43,804.80	0.00	44,282.51	6,325.95	937.10	51,545.56
0000305923	*BUS OPERATOR	40,643.20	40,643.20	0.00	40,677.07	1,490.51	208.00	42,375.58
0000323025	*INSPECTOR (DATE LAST EMPLOYED 01-JUN-10)	40,206.40	40,643.20	436.80	33,510.26	561.10	447.38	34,518.74
0000302562	SUPT BUS TRANSPORTATION	68,918.72	68,918.72	0.00	66,268.33	0.00	4,488.18	70,756.51
0000305833	*BUS OPERATOR	40,643.20	40,643.20	0.00	41,747.41	10,281.75	1,145.92	53,175.08
0000320054	CONTRACT PROFESSIONAL	0.00	0.00	0.00	47,643.75	0.00	0.00	47,643.75
0000305781	CJIT GCIC NCIC OPERATOR	37,772.80	37,772.80	0.00	40,375.92	25,224.00	0.00	65,599.92
0000317767	RAIL SERVICES CONTROLLER	58,156.80	58,156.80	0.00	58,156.80	4,438.65	0.00	62,595.45
0000302528	*BUS OPERATOR	40,643.20	40,643.20	0.00	30,095.47	4,740.11	4,090.02	38,925.60
0000305229	TRANSIT POLICE OFFICER SR (DATE LAST EMPLOYED 12-MAR-10)	54,787.20	54,787.20	0.00	39,053.27	1,382.85	6,181.21	46,617.33
0000305730	CONTRACT SERVICES INSPECTOR	32,635.20	32,635.20	0.00	31,380.01	0.00	2,290.74	33,670.75
0000302934	*BUS OPERATOR	40,643.20	40,643.20	0.00	41,201.09	20,813.26	4,311.40	66,325.75
0000303696	PLANNER BLDGS & SUPPORT EQUIP	54,995.20	54,995.20	0.00	54,995.20	951.84	4,230.40	60,177.44
0000315119	*BUS OPERATOR	40,643.20	40,643.20	0.00	40,990.86	1,575.48	208.00	42,774.34
0000306262	TRANS RESEARCH SPECIALIST II	51,667.72	51,667.72	0.00	49,680.54	0.00	0.00	49,680.54
0000302266	*RAIL STATION CLEANER	28,412.80	28,412.80	0.00	28,402.05	0.00	0.00	28,402.05
0000302039	TRANSIT POLICE SERGEANT	63,398.40	65,936.00	2,537.60	67,258.13	12,999.41	6,181.50	86,439.04
0000314809	*BUS OPERATOR	40,643.20	40,643.20	0.00	40,873.09	2,328.41	208.00	43,409.50
0000318746	*STRUCTURAL INSPECTOR	41,662.40	43,118.40	1,456.00	43,688.94	3,537.11	0.00	47,226.05
0000304959	SUPV BUS TRANSPORTATION	51,168.00	51,168.00	0.00	49,987.20	19,901.40	2,521.50	72,410.10
0000302793	FARE COLLECTION ASST	34,515.00	34,515.00	0.00	35,382.32	4,234.87	1,949.31	41,566.50

MARTOC REPORT

EE NUMBER	TITLE	FY 09	FY 10	DIFFERENCE	REGULAR	OVERTIME	OTHER	TOTAL
		BASE SALARY	BASE SALARY	+/-	EARNINGS	EARNINGS	EARNINGS	EARNINGS
0000304949	*MOBILITY OPERATOR	30,409.60	30,409.60	0.00	29,372.14	3,783.02	208.00	33,363.16
0000322376	*BUS OPERATOR	31,491.20	34,548.80	3,057.60	34,153.29	5,986.16	208.00	40,347.45
0000316108	*BUS OPERATOR	40,643.20	40,643.20	0.00	41,021.16	2,681.08	364.32	44,066.56
0000315318	*MOBILITY OPERATOR	30,409.60	30,409.60	0.00	24,572.58	965.00	208.00	25,745.58
0000324637	*MOBILITY OPERATOR	23,358.40	23,358.40	0.00	18,613.78	3,268.05	277.33	22,159.16
0000302491	*RAIL OPERATOR	40,643.20	40,643.20	0.00	40,020.28	2,290.02	208.00	42,518.30
0000302412	SUPV INVENTORY CONTROL	55,219.58	55,219.58	0.00	53,096.03	0.00	5,947.20	59,043.23
0000303671	*STATION AGENT	37,169.60	37,169.60	0.00	37,607.42	11,090.66	3,895.66	52,593.74
0000319967	*SERVICEPERSON I	31,824.00	31,824.00	0.00	32,124.00	562.28	0.00	32,686.28
0000303279	*BUS OPERATOR	40,643.20	40,643.20	0.00	41,390.20	7,425.86	1,771.20	50,587.26
0000306315	SUPV BUS & RAIL STORES	57,574.40	57,574.40	0.00	57,574.40	0.00	5,536.00	63,110.40
0000320700	CUSTOMER CARE REP	38,005.50	38,005.50	0.00	34,212.49	228.76	0.00	34,441.25
0000323664	*BUS OPERATOR	31,491.20	31,491.20	0.00	23,286.16	4,464.83	208.00	27,958.99
0000319992	MOBILITY CUSTOMER CARE REP	36,523.50	36,523.50	0.00	35,329.80	6,495.75	673.37	42,498.92
0000320712	*SERVICEPERSON I (A)	32,281.60	32,281.60	0.00	30,072.64	1,617.96	155.20	31,845.80
0000320621	MOBILITY CUSTOMER CARE REP	36,348.00	36,348.00	0.00	35,229.60	838.80	0.00	36,068.40
0000305828	*BUS OPERATOR	40,643.20	40,643.20	0.00	40,737.83	5,823.76	208.00	46,769.59
0000306345	SUPV BUS TRANSPORTATION	50,731.20	50,731.20	0.00	50,731.20	6,373.11	2,439.00	59,543.31
0000315757	CONTRACT EMP ADMIN SUPPORT	0.00	0.00	0.00	25,513.00	0.00	0.00	25,513.00
0000323116	*MOBILITY OPERATOR	23,358.40	23,358.40	0.00	23,254.62	9,694.52	881.80	33,830.94
0000320384	CONTRACT EMP ADMIN SUPPORT	0.00	0.00	0.00	24,862.50	682.50	0.00	25,545.00
0000303020	*JOURNEYMAN ET-RAIL CAR MAINT (DATE LAST EMPLOYED 01-AUG-10)	43,804.80	43,804.80	0.00	44,078.48	339.60	200.00	44,618.08
0000302687	PROTECTIVE SPEC POLICE CADET	29,889.60	29,889.60	0.00	30,070.43	9,953.06	2,874.00	42,897.49
0000302608	SUPV RAIL LINE	52,790.40	52,790.40	0.00	52,790.40	16,395.48	11,742.57	80,928.45
0000321767	*BUS OPERATOR	31,491.20	34,548.80	3,057.60	31,196.50	3,498.62	208.00	34,903.12
0000321678	INFORMATION SYSTEMS ANALYST II	68,041.22	68,041.22	0.00	65,424.56	0.00	785.03	66,209.59
0000306440	*BUS OPERATOR	40,643.20	40,643.20	0.00	41,120.92	5,681.55	1,771.20	48,573.67
0000321540	*BUS OPERATOR	31,491.20	34,548.80	3,057.60	34,846.01	5,201.66	208.00	40,255.67
0000316582	*MOBILITY OPERATOR	28,766.40	30,409.60	1,643.20	28,939.67	1,733.38	318.64	30,991.69
0000305182	*JOURNEYMAN BODY REPAIR	43,804.80	43,804.80	0.00	44,046.89	931.91	200.00	45,178.80
0000305640	*SERVICEPERSON I (A)	32,281.60	32,281.60	0.00	25,535.52	1,763.46	0.00	27,298.98
0000302502	*RAIL STATION CLEANER	28,412.80	28,412.80	0.00	29,368.48	3,606.24	792.28	33,767.00
0000302232	SCHEDULING TECHNICIAN	36,913.50	36,913.50	0.00	35,494.00	0.00	2,573.55	38,067.55
0000322331	*JOURNEYMAN AUTOMOTIVE TECH	41,392.00	43,804.80	2,412.80	42,873.95	3,668.74	1,680.61	48,223.30
0000321302	*BUS OPERATOR	34,548.80	37,606.40	3,057.60	34,956.61	7,650.79	2,865.60	45,473.00

MARTOC REPORT

EE NUMBER	TITLE	FY 09	FY 10	DIFFERENCE	REGULAR	OVERTIME	OTHER	TOTAL
		BASE SALARY	BASE SALARY	+/-	EARNINGS	EARNINGS	EARNINGS	EARNINGS
0000302027	SUPV FIELD RESEARCH	0.00	0.00	0.00	22,630.00	964.91	0.00	23,594.91
0000302919	*RAIL STATION CLEANER	35,921.60	28,412.80	-7,508.80	30,834.28	10,349.05	2,841.28	44,024.61
0000305253	*INSPECTOR	41,662.40	43,118.40	1,456.00	44,265.76	24,811.50	3,350.96	72,428.22
0000321912	*INSPECTOR	41,267.20	41,392.00	124.80	43,358.72	24,599.85	200.00	68,158.57
0000305508	*BUS OPERATOR (DATE LAST EMPLOYED 01-JAN-10)	40,643.20	40,643.20	0.00	20,731.81	1,641.40	3,621.55	25,994.76
0000315103	SR ENTERPRISE SYSTEMS ENGINEER	79,869.14	79,869.14	0.00	76,797.50	0.00	0.00	76,797.50
0000303965	*BUS OPERATOR	40,643.20	40,643.20	0.00	40,881.27	6,280.69	208.00	47,369.96
0000306467	MGR LABOR RELATIONS	83,045.56	83,045.56	0.00	79,851.50	0.00	11,179.88	91,031.38
0000304297	SUPV CUSTOMER SERVICES CENTER	56,514.90	56,514.90	0.00	54,341.58	0.00	4,347.00	58,688.58
0000306458	*INSPECTOR	43,118.40	43,118.40	0.00	44,973.15	10,689.06	3,787.96	59,450.17
0000322102	*C-BUS OPERATOR (DATE LAST EMPLOYED 31-MAR-10)	29,515.20	30,992.00	1,476.80	24,267.21	3,005.73	2,055.46	29,328.40
0000321479	*BUS OPERATOR	31,491.20	34,548.80	3,057.60	30,040.02	1,971.86	208.00	32,219.88
0000304976	MOBILITY CUSTOMER CARE REP	36,348.00	36,348.00	0.00	31,356.22	2,488.44	0.00	33,844.66
0000314972	TRANSIT POLICE OFFICER SR	52,686.40	54,787.20	2,100.80	55,214.18	18,017.30	2,107.20	75,338.68
0000303109	*BUS OPERATOR	40,643.20	40,643.20	0.00	38,678.04	2,747.02	208.00	41,633.06
0000322928	*BUS OPERATOR	31,491.20	34,548.80	3,057.60	32,391.28	3,605.93	208.00	36,205.21
0000320607	*JOURNEYMAN ET-TRAIN CONTROL	42,390.40	43,804.80	1,414.40	43,203.60	16,528.66	200.00	59,932.26
0000302167	*BUS OPERATOR	40,643.20	40,643.20	0.00	42,137.21	15,010.72	989.60	58,137.53
0000320978	TRANSIT POLICE OFFICER	40,040.00	41,641.60	1,601.60	40,888.54	4,717.61	0.00	45,606.15
0000302702	*REVENUE AGENT	41,308.80	41,308.80	0.00	39,446.97	662.85	0.00	40,109.82
0000324540	STRUCTURAL ENGINEER V	75,000.12	75,000.12	0.00	69,231.16	0.00	0.00	69,231.16
0000302288	*BUS OPERATOR	40,643.20	40,643.20	0.00	40,071.79	12,335.51	1,116.61	53,523.91
0000304239	*MOBILITY OPERATOR	30,409.60	30,409.60	0.00	26,330.65	1,113.02	208.00	27,651.67
0000304585	*STATION AGENT	37,169.60	37,169.60	0.00	37,013.29	924.79	0.00	37,938.08
0000321980	*JOURNEYMAN RAIL CAR MECHANIC (DATE LAST EMPLOYED 03-MAY-10)	41,392.00	43,804.80	2,412.80	28,161.83	30.57	200.00	28,392.40
0000305650	*RAIL OPERATOR	40,643.20	40,643.20	0.00	39,900.60	2,380.07	208.00	42,488.67
0000304263	SUPV RAIL LINE (DATE LAST EMPLOYED 01-MAR-10)	52,312.00	52,312.00	0.00	27,665.00	4,426.40	5,658.75	37,750.15
0000304310	*MATERIAL CONTROLLER	42,369.60	42,369.60	0.00	42,358.19	2,398.61	0.00	44,756.80
0000321634	*RAIL STATION CLEANER	25,500.80	26,894.40	1,393.60	26,775.35	4,892.76	0.00	31,668.11
0000303594	LABOR RELATIONS ADMINISTRATOR	55,341.00	55,341.00	0.00	53,212.50	0.00	6,385.50	59,598.00
0000315625	FIELD INSPECTOR	57,500.04	57,500.04	0.00	55,288.67	7,932.27	5,603.10	68,824.04
0000305403	*AA INSPECTOR	43,804.80	43,804.80	0.00	44,273.28	18,060.79	4,622.60	66,956.67
0000303091	*BUS OPERATOR	40,643.20	40,643.20	0.00	40,718.66	928.89	2,240.16	43,887.71
0000320109	*JOURNEYMAN RAIL CAR MECHANIC	42,390.40	43,804.80	1,414.40	31,006.21	2,415.85	200.00	33,622.06

MARTOC REPORT

EE NUMBER	TITLE	FY 09	FY 10	DIFFERENCE	REGULAR	OVERTIME	OTHER	TOTAL
		BASE SALARY	BASE SALARY	+/-	EARNINGS	EARNINGS	EARNINGS	EARNINGS
0000302450	MGR CONSTRUCTION CONTRACT ADM (DATE LAST EMPLOYED 01-SEP-09)	94,141.58	94,141.58	0.00	17,380.04	0.00	7,326.01	24,706.05
0000302631	TRANSIT POLICE OFFICER SPECIAL	56,971.20	56,971.20	0.00	57,491.61	12,818.56	4,382.40	74,692.57
0000302453	SUPV RAIL YARD TOWER	52,099.22	52,099.22	0.00	51,498.25	5,836.29	3,006.00	60,340.54
0000322337	*BUS OPERATOR	31,491.20	34,548.80	3,057.60	33,243.98	17,041.70	1,871.20	52,156.88
0000321104	*SERVICEPERSON VII GROUNDSKEEPR	32,281.60	32,281.60	0.00	26,817.18	442.32	155.20	27,414.70
0000303955	*INSPECTOR	43,118.40	43,118.40	0.00	21,725.10	3,747.00	200.00	25,672.10
0000304394	*RAIL OPERATOR	40,643.20	40,643.20	0.00	39,855.68	9,471.09	208.00	49,534.77
0000323506	*BUS OPERATOR	28,454.40	31,491.20	3,036.80	26,482.93	2,311.74	1,116.40	29,911.07
0000304629	*RAIL OPERATOR	40,643.20	40,643.20	0.00	41,627.97	7,040.63	3,334.40	52,003.00
0000303412	*BUS OPERATOR	40,643.20	40,643.20	0.00	42,465.21	7,076.05	1,771.20	51,312.46
0000323735	*BUS OPERATOR	31,491.20	31,491.20	0.00	22,218.33	977.01	208.00	23,403.34
0000324756	IT ASSET ANALYST	74,845.16	74,845.16	0.00	54,694.71	0.00	0.00	54,694.71
0000319446	EMPLOYEE RELATIONS PROG ADMIN (DATE LAST EMPLOYED 02-JUL-10)	58,378.32	58,378.32	0.00	53,528.86	0.00	0.00	53,528.86
0000323513	*BUS OPERATOR	28,454.40	31,491.20	3,036.80	31,233.39	4,240.90	662.20	36,136.49
0000320484	*RAIL OPERATOR	37,606.40	40,643.20	3,036.80	39,950.61	2,960.58	208.00	43,119.19
0000303061	*SERVICEPERSON V	43,118.40	43,118.40	0.00	28,447.59	0.00	0.00	28,447.59
0000305236	*SERVICEPERSON I (A)	32,281.60	32,281.60	0.00	32,876.48	2,444.40	1,241.60	36,562.48
0000303459	*BUS OPERATOR	40,643.20	40,643.20	0.00	30,060.66	136.89	3,041.30	33,238.85
0000305199	*AA INSPECTOR	43,804.80	43,804.80	0.00	44,347.00	4,612.16	200.00	49,159.16
0000302270	SYSTEM SAFETY OFFICER	43,804.80	60,279.44	16,474.64	54,141.51	3,806.62	0.00	57,948.13
0000302130	OFFICE ADMINISTRATOR II	52,517.66	52,517.66	0.00	50,497.96	0.00	7,271.11	57,769.07
0000320588	*SERVICEPERSON I	31,824.00	31,824.00	0.00	32,372.63	1,646.67	2,448.00	36,467.30
0000312957	C-CONTRACT SUPV BUS MAINT (DATE LAST EMPLOYED 31-MAR-10)	0.00	0.00	0.00	36,133.00	6,463.00	0.00	42,596.00
0000304317	PLANNER ELECTRICAL MAINTENANCE	52,873.60	52,873.60	0.00	52,873.72	3,280.23	3,863.84	60,017.79
0000323652	*MOBILITY OPERATOR	23,358.40	23,358.40	0.00	22,156.42	2,291.07	208.00	24,655.49
0000302009	SUPV RAIL CAR APPEARANCE	31,824.00	48,048.00	16,224.00	34,213.11	914.67	0.00	35,127.78
0000320760	*JOURNEYMAN OVERHAULER	41,392.00	43,804.80	2,412.80	43,214.22	608.56	200.00	44,022.78
0000321216	SUPV BUS MAINTENANCE	52,686.40	52,686.40	0.00	52,483.76	18,022.33	0.00	70,506.09
0000305185	*SERVICEPERSON I	31,824.00	31,824.00	0.00	32,728.36	6,753.08	1,530.00	41,011.44
0000306552	CONTRACT EMP ADMIN SUPPORT	0.00	0.00	0.00	27,397.50	3,380.67	0.00	30,778.17
0000305492	*MOBILITY OPERATOR	30,409.60	30,409.60	0.00	28,803.53	5,762.23	208.00	34,773.76
0000304622	SUPV CAR REPAIR INSPECTION (DATE LAST EMPLOYED 01-AUG-10)	54,995.20	54,995.20	0.00	54,096.24	6,054.76	5,288.00	65,439.00
0000320928	*SERVICEPERSON IV	34,008.00	34,008.00	0.00	31,829.74	858.42	0.00	32,688.16
0000304126	SUPV BUS MAINTENANCE	56,243.20	56,243.20	0.00	56,249.96	8,612.24	0.00	64,862.20

MARTOC REPORT

EE NUMBER	TITLE	FY 09	FY 10	DIFFERENCE	REGULAR	OVERTIME	OTHER	TOTAL
		BASE SALARY	BASE SALARY	+/-	EARNINGS	EARNINGS	EARNINGS	EARNINGS
0000323427	*BUS OPERATOR	28,454.40	31,491.20	3,036.80	31,184.37	4,555.47	208.00	35,947.84
0000323067	SVC DESK SUPPORT AGENT	41,905.50	41,905.50	0.00	40,294.01	0.00	0.00	40,294.01
0000303413	*RAIL STATION CLEANER	28,412.80	28,412.80	0.00	28,818.67	12,099.36	1,366.00	42,284.03
0000306443	*BUS OPERATOR	40,643.20	40,643.20	0.00	40,280.95	5,976.10	208.00	46,465.05
0000305589	*BUS OPERATOR	40,643.20	40,643.20	0.00	41,712.78	15,418.65	208.00	57,339.43
0000320443	*BUS OPERATOR (DATE LAST EMPLOYED 03-FEB-10)	37,606.40	40,643.20	3,036.80	19,105.88	2,934.71	904.00	22,944.59
0000305715	SUPV RAIL LINE	48,055.49	48,055.49	0.00	47,824.78	11,147.70	6,006.00	64,978.48
0000304442	*INSPECTOR	43,118.40	43,118.40	0.00	44,231.10	11,069.99	200.00	55,501.09
0000304379	*BUS OPERATOR	40,643.20	40,643.20	0.00	40,669.29	19,632.00	1,771.20	62,072.49
0000320829	*RAIL STATION CLEANER	28,412.80	28,412.80	0.00	27,620.00	327.84	0.00	27,947.84
0000322430	*SMALL BUS OPERATOR FT	23,358.40	23,358.40	0.00	21,687.16	3,758.40	208.00	25,653.56
0000302538	*MATERIAL CONTROLLER	42,369.60	42,369.60	0.00	41,539.55	504.16	0.00	42,043.71
0000303625	*BUS OPERATOR	40,643.20	40,643.20	0.00	39,954.71	8,567.42	208.00	48,730.13
0000308787	*JOURNEYMAN ET-RAIL CAR MAINT	43,804.80	43,804.80	0.00	43,920.54	1,516.34	200.00	45,636.88
0000302549	OFFICE ADMINISTRATOR II	54,664.74	54,664.74	0.00	52,562.58	0.00	5,465.87	58,028.45
0000304535	*BUS OPERATOR	40,643.20	40,643.20	0.00	40,101.39	82.08	208.00	40,391.47
0000304998	*TRACK MAINTAINER	43,118.40	43,118.40	0.00	25,445.74	116.63	0.00	25,562.37
0000302452	LINE SUPERVISOR	43,555.20	43,555.20	0.00	43,398.15	5,983.61	5,318.76	54,700.52
0000321812	*SECRETARY (N9)	31,616.00	34,819.20	3,203.20	32,435.09	380.58	0.00	32,815.67
0000316806	CONTRACT PROFESSIONAL	0.00	0.00	0.00	107,250.00	60.00	0.00	107,310.00
0000322247	*STATION AGENT	31,137.60	37,169.60	6,032.00	32,327.19	3,627.28	0.00	35,954.47
0000322721	*RAIL STATION CLEANER	26,894.40	28,412.80	1,518.40	27,417.36	11,907.63	942.54	40,267.53
0000303203	*BUS OPERATOR	40,643.20	40,643.20	0.00	41,323.77	7,123.64	1,771.20	50,218.61
0000303722	PLANNER TRACK & STRUCTURES	52,104.00	52,104.00	0.00	52,104.00	4,734.45	0.00	56,838.45
0000321546	*RAIL OPERATOR	31,491.20	34,548.80	3,057.60	35,381.06	13,443.23	2,965.26	51,789.55
0000320657	*BUS OPERATOR	37,606.40	40,643.20	3,036.80	38,822.14	2,581.38	208.00	41,611.52
0000314810	*JOURNEYMAN ELEC POWER ELECT	43,804.80	43,804.80	0.00	45,215.72	7,146.68	1,042.40	53,404.80
0000306069	*JOURNEYMAN ET-RAIL CAR MAINT	43,804.80	43,804.80	0.00	44,268.02	2,203.41	2,895.68	49,367.11
0000302177	*BUS OPERATOR	40,643.20	40,643.20	0.00	41,232.01	9,616.73	1,165.46	52,014.20
0000304477	*STATION AGENT (DATE LAST EMPLOYED 01-MAY-10)	37,169.60	37,169.60	0.00	31,714.85	335.07	1,572.56	33,622.48
0000305154	TRANSIT POLICE OFFICER SR	54,787.20	54,787.20	0.00	51,795.08	1,698.93	0.00	53,494.01
0000321968	PROJECT MANAGER II	88,500.10	88,500.10	0.00	85,096.96	0.00	3,403.50	88,500.46
0000315235	*JOURNEYMAN ET-TELEPHONE MAINT	43,804.80	43,804.80	0.00	44,368.06	12,367.59	3,569.60	60,305.25
0000304073	*AA INSPECTOR	43,804.80	43,804.80	0.00	45,731.69	17,603.59	4,833.20	68,168.48

MARTOC REPORT

EE NUMBER	TITLE	FY 09	FY 10	DIFFERENCE	REGULAR	OVERTIME	OTHER	TOTAL
		BASE SALARY	BASE SALARY	+/-	EARNINGS	EARNINGS	EARNINGS	EARNINGS
0000323255	*BUS OPERATOR	28,454.40	31,491.20	3,036.80	31,615.65	4,209.08	208.00	36,032.73
0000304882	*SERVICEPERSON I (A)	32,281.60	32,281.60	0.00	32,377.21	0.00	0.00	32,377.21
0000302725	*BUS OPERATOR	40,643.20	40,643.20	0.00	39,557.39	3,964.00	208.00	43,729.39
0000306622	RESIDENT ENGINEER	87,993.88	87,993.88	0.00	84,609.80	0.00	6,002.29	90,612.09
0000303202	*SERVICEPERSON I (A)	34,008.00	32,281.60	-1,726.40	33,551.40	4,935.26	0.00	38,486.66
0000323695	*BUS OPERATOR	31,491.20	31,491.20	0.00	22,791.81	3,161.26	208.00	26,161.07
0000302043	*JOURNEYMAN SUPPORT EQUIPMENT	43,804.80	43,804.80	0.00	40,682.57	3,056.34	1,042.40	44,781.31
0000303915	*BUS OPERATOR	40,643.20	40,643.20	0.00	40,916.17	2,109.84	4,116.00	47,142.01
0000304108	*BUS OPERATOR	40,643.20	40,643.20	0.00	42,527.89	10,812.90	208.00	53,548.79
0000302761	*SERVICEPERSON II	31,824.00	31,824.00	0.00	32,261.72	120.50	1,167.85	33,550.07
0000316269	*BUS OPERATOR	40,643.20	40,643.20	0.00	50,538.24	0.00	0.00	50,538.24
0000302093	*JOURNEYMAN RAIL CAR MECHANIC	43,804.80	43,804.80	0.00	44,677.29	1,729.56	200.00	46,606.85
0000302865	*JOURNEYMAN WELDER	43,804.80	43,804.80	0.00	44,146.93	63.18	5,254.40	49,464.51
0000320865	*STATION AGENT	33,800.00	37,169.60	3,369.60	37,291.93	17,057.76	0.00	54,349.69
0000302319	*BUS OPERATOR	40,643.20	40,643.20	0.00	41,096.43	8,078.49	1,771.20	50,946.12
0000315017	*BUS OPERATOR	40,643.20	40,643.20	0.00	39,395.43	3,179.99	208.00	42,783.42
0000304920	*BUS OPERATOR	40,643.20	40,643.20	0.00	40,987.44	8,644.56	1,862.46	51,494.46
0000324861	IT BUSINESS ANALYST II	69,025.06	69,025.06	0.00	41,522.25	0.00	0.00	41,522.25
0000320596	BREEZE CARD FULFILLMENT AGENT	28,216.50	28,216.50	0.00	26,234.62	0.00	0.00	26,234.62
0000303335	*BUS OPERATOR	40,643.20	40,643.20	0.00	41,903.76	18,479.96	4,057.38	64,441.10
0000304086	*TRACK MAINTAINER	43,118.40	43,118.40	0.00	43,817.51	862.97	0.00	44,680.48
0000305563	*JOURNEYMAN ELEC POWER ELECT	43,804.80	43,804.80	0.00	43,184.60	4,489.32	200.00	47,873.92
0000318201	*BUS OPERATOR	40,643.20	40,643.20	0.00	40,722.78	6,985.02	8,024.00	55,731.80
0000315150	*MOBILITY OPERATOR	30,409.60	30,409.60	0.00	33,385.71	15,296.36	646.60	49,328.67
0000305965	TRANSIT POLICE OFFICER SR	54,787.20	54,787.20	0.00	55,893.48	4,658.24	3,160.80	63,712.52
0000320312	TRANSIT POLICE OFFICER SR	41,641.60	43,305.60	1,664.00	43,831.89	10,716.88	2,082.00	56,630.77
0000302160	SUPT RAIL CAR MAINT	73,634.60	73,634.60	0.00	70,802.77	0.00	7,080.00	77,882.77
0000303822	TRANSIT POLICE OFFICER SR	54,787.20	54,787.20	0.00	34,215.66	0.00	0.00	34,215.66
0000319497	*SERVICEPERSON IV	34,008.00	34,008.00	0.00	34,348.93	1,471.53	1,912.95	37,733.41
0000321239	*STATION AGENT	33,800.00	37,169.60	3,369.60	36,302.96	10,938.47	1,364.80	48,606.23
0000302323	TRANSIT POLICE LIEUTENANT	63,752.00	66,310.40	2,558.40	63,845.54	10,729.70	0.00	74,575.24
0000304340	*BUS OPERATOR	40,643.20	40,643.20	0.00	40,718.78	1,426.91	208.00	42,353.69
0000304271	*TRACK MAINTAINER	43,118.40	43,118.40	0.00	43,568.74	474.22	0.00	44,042.96
0000303397	*INSPECTOR	43,118.40	43,118.40	0.00	44,875.19	18,191.72	6,833.60	69,900.51
0000302558	*BUS OPERATOR	40,643.20	40,643.20	0.00	39,596.34	1,617.68	208.00	41,422.02

MARTOC REPORT

EE NUMBER	TITLE	FY 09 BASE SALARY	FY 10 BASE SALARY	DIFFERENCE +/-	REGULAR EARNINGS	OVERTIME EARNINGS	OTHER EARNINGS	TOTAL EARNINGS
0000322234	*JOURNEYMAN AUTOMOTIVE TECH	41,392.00	43,804.80	2,412.80	43,737.29	9,437.71	200.00	53,375.00
0000303385	SR INFORMATION TECH AUDITOR	75,489.18	75,489.18	0.00	72,586.05	0.00	10,693.90	83,279.95
0000306346	*BUS OPERATOR	40,643.20	40,643.20	0.00	42,276.34	25,297.41	3,509.29	71,083.04
0000324641	*SERVICEPERSON I (A)	29,182.40	29,182.40	0.00	25,332.61	1,882.14	0.00	27,214.75
0000302138	*BUS OPERATOR	40,643.20	40,643.20	0.00	43,378.72	16,611.60	2,650.50	62,640.82
0000302350	DISPATCHER-RAIL TRANSPORTATION	48,048.00	48,048.00	0.00	48,048.00	1,852.63	5,713.79	55,614.42
0000302406	*RAIL OPERATOR (DATE LAST EMPLOYED 01-JAN-10)	40,643.20	40,643.20	0.00	22,579.88	7,016.01	1,849.66	31,445.55
0000302728	*JOURNEYMAN RAIL CAR MECHANIC	43,804.80	43,804.80	0.00	44,134.80	4,319.94	4,601.54	53,056.28
0000302930	*JOURNEYMAN ET-RADIO MAINT	43,804.80	43,804.80	0.00	44,104.80	14,602.54	5,022.74	63,730.08
0000304598	*MOBILITY OPERATOR	30,409.60	30,409.60	0.00	28,903.74	27.44	1,377.60	30,308.78
0000305125	*RAIL OPERATOR	40,643.20	40,643.20	0.00	41,323.68	1,757.80	208.00	43,289.48
0000302926	*SERVICEPERSON II	32,281.60	31,824.00	-457.60	32,362.41	203.70	3,017.72	35,583.83
0000302936	PLANNER TRACK & STRUCTURES (DATE LAST EMPLOYED 29-JUL-10)	52,104.00	52,104.00	0.00	52,104.01	15,794.15	2,605.20	70,503.36
0000319568	INTELLIGENT TRANS SYS PROJ MGR	81,081.78	81,081.78	0.00	77,963.49	0.00	6,421.69	84,385.18
0000302576	MGR CONTRACTS	90,241.32	90,241.32	0.00	86,770.56	0.00	8,677.50	95,448.06
0000305596	SUPV BUS MAINTENANCE	52,104.00	52,104.00	0.00	49,727.25	10,495.95	1,603.20	61,826.40
0000319444	*BUS OPERATOR	37,606.40	40,643.20	3,036.80	40,136.20	2,775.64	208.00	43,119.84
0000305094	*BUS OPERATOR	40,643.20	40,643.20	0.00	42,833.19	17,189.23	208.00	60,230.42
0000305367	*RAIL OPERATOR	40,643.20	40,643.20	0.00	42,193.93	12,779.86	208.00	55,181.79
0000305284	*JOURNEYMAN ET-RAIL CAR MAINT	39,603.20	43,804.80	4,201.60	40,777.72	303.78	200.00	41,281.50
0000304907	DIVISION DISPATCHER	48,588.80	48,588.80	0.00	48,588.80	770.88	1,868.80	51,228.48
0000322432	*JOURNEYMAN OVERHAULER	41,392.00	42,390.40	998.40	42,460.12	1,090.30	200.00	43,750.42
0000303904	*BUS OPERATOR	40,643.20	40,643.20	0.00	41,378.72	3,006.42	208.00	44,593.14
0000303421	*BUS OPERATOR	40,643.20	40,643.20	0.00	40,918.87	7,762.29	3,256.24	51,937.40
0000313261	RAIL SERVICES CONTROLLER	57,720.00	57,720.00	0.00	57,636.75	10,331.34	0.00	67,968.09
0000303127	GEN SUPT BUS TRANS OPERATIONS	80,945.28	80,945.28	0.00	77,832.08	0.00	6,828.40	84,660.48
0000320665	*BUS OPERATOR	37,606.40	40,643.20	3,036.80	24,485.38	2,927.40	208.00	27,620.78
0000305421	*BUS OPERATOR	40,643.20	40,643.20	0.00	41,737.11	15,884.68	208.00	57,829.79
0000323984	TRANSIT POLICE OFFICER SR	45,032.00	46,841.60	1,809.60	46,695.81	1,646.65	0.00	48,342.46
0000321094	*RAIL STATION CLEANER	31,824.00	28,412.80	-3,411.20	29,653.12	5,080.52	437.12	35,170.76
0000322811	*BUS OPERATOR	31,491.20	34,548.80	3,057.60	32,870.01	4,997.71	872.40	38,740.12
0000302337	*JOURNEYMAN AUTOMOTIVE TECH	43,804.80	43,804.80	0.00	45,368.40	23,676.85	2,727.20	71,772.45
0000316607	*MATERIAL CONTROLLER	38,064.00	39,769.60	1,705.60	39,349.72	2,067.39	956.00	42,373.11
0000324784	*BUS OPERATOR	28,454.40	28,454.40	0.00	17,951.13	2,402.95	225.33	20,579.41

MARTOC REPORT

EE NUMBER	TITLE	FY 09	FY 10	DIFFERENCE	REGULAR	OVERTIME	OTHER	TOTAL
		BASE SALARY	BASE SALARY	+/-	EARNINGS	EARNINGS	EARNINGS	EARNINGS
0000302651	*BUS OPERATOR	40,643.20	40,643.20	0.00	41,869.59	7,478.56	2,162.00	51,510.15
0000322462	CONTRACT PROFESSIONAL	0.00	0.00	0.00	149,800.00	5,200.00	0.00	155,000.00
0000315304	TRANSIT POLICE OFFICER SR	43,305.60	45,032.00	1,726.40	43,734.42	16,571.46	3,647.30	63,953.18
0000302344	*JOURNEYMAN OVERHAULER	43,804.80	43,804.80	0.00	44,547.07	2,937.87	200.00	47,684.94
0000303415	SCHEDULE ANALYST III	51,731.94	51,731.94	0.00	49,742.69	0.00	0.00	49,742.69
0000306420	*BUS OPERATOR (DATE LAST EMPLOYED 01-MAY-10)	40,643.20	40,643.20	0.00	34,754.76	3,843.82	1,545.13	40,143.71
0000321196	CONTRACT BREEZE CARD SPECIALIST	0.00	0.00	0.00	29,463.07	1,852.91	0.00	31,315.98
0000321915	*JOURNEYMAN SUPPORT EQUIPMENT	42,390.40	42,390.40	0.00	42,863.63	2,527.54	200.00	45,591.17
0000305749	EQUITY ADMINISTRATOR	71,117.28	71,117.28	0.00	68,382.22	0.00	5,361.83	73,744.05
0000318078	COMPENSATION ANALYST III	63,254.10	63,254.10	0.00	60,821.63	0.00	0.00	60,821.63
0000303754	INSTRUCTOR CAR MAINT ELECT	57,616.00	57,616.00	0.00	55,123.00	332.40	7,839.10	63,294.50
0000306607	*JOURNEYMAN ET-TRAIN CONTROL	43,804.80	43,804.80	0.00	44,331.20	6,562.88	677.44	51,571.52
0000302094	*BUS OPERATOR	40,643.20	40,643.20	0.00	41,232.63	13,028.71	208.00	54,469.34
0000321957	*JOURNEYMAN ELEC POWER ELECT	41,080.00	42,390.40	1,310.40	42,457.52	8,973.80	200.00	51,631.32
0000319672	*JOURNEYMAN RAIL CAR MECHANIC	42,390.40	43,804.80	1,414.40	43,723.26	3,379.60	200.00	47,302.86
0000305850	*STATION AGENT	37,169.60	37,169.60	0.00	31,763.52	24,211.75	0.00	55,975.27
0000302054	*MATERIAL CONTROLLER LEAD	43,659.20	43,659.20	0.00	42,630.75	244.01	0.00	42,874.76
0000302083	*BUS OPERATOR	40,643.20	40,643.20	0.00	40,210.74	11,567.95	208.00	51,986.69
0000315309	*SERVICEPERSON I	30,472.00	31,824.00	1,352.00	31,518.42	3,623.39	1,810.00	36,951.81
0000306493	*BUS OPERATOR	31,491.20	34,548.80	3,057.60	34,323.41	10,839.65	1,470.36	46,633.42
0000317903	OCCUPATIONAL MED SER WELL SPEC	41,600.26	41,600.26	0.00	40,000.33	0.00	2,160.74	42,161.07
0000317261	TRANSIT POLICE OFFICER SR	46,841.60	48,713.60	1,872.00	48,461.58	1,624.80	936.80	51,023.18
0000305558	*BUS OPERATOR	40,643.20	40,643.20	0.00	42,386.16	31,545.61	3,334.40	77,266.17
0000306146	MAINTENANCE PLANNER-RAIL	53,830.40	53,830.40	0.00	53,830.40	8,307.48	7,660.48	69,798.36
0000315249	*BUS OPERATOR	40,643.20	40,643.20	0.00	40,704.26	3,699.95	208.00	44,612.21
0000302418	DISPATCHER-RAIL TRANSPORTATION	48,048.00	48,048.00	0.00	47,338.47	2,167.71	0.00	49,506.18
0000304953	*STATION AGENT	37,169.60	37,169.60	0.00	37,459.99	12,685.61	1,367.06	51,512.66
0000314855	*BUS OPERATOR	40,643.20	40,643.20	0.00	40,127.82	2,793.62	989.60	43,911.04
0000323041	ACCOUNTING SPECIALIST I	32,019.00	32,019.00	0.00	30,787.50	1,453.19	2,444.94	34,685.63
0000306576	DISPATCHER RADIO COMMUNICATION	51,230.40	51,230.40	0.00	51,230.40	13,275.57	2,487.63	66,993.60
0000305167	MGR FLEET MGMT SERVICES	75,514.14	75,514.14	0.00	72,610.09	0.00	2,904.76	75,514.85
0000306222	*RAIL OPERATOR	40,643.20	40,643.20	0.00	40,795.60	4,017.30	208.00	45,020.90
0000304088	*MOBILITY OPERATOR	30,409.60	30,409.60	0.00	27,175.92	855.32	208.00	28,239.24
0000302296	*JOURNEYMAN ET-TRAIN CONTROL	43,804.80	43,804.80	0.00	44,515.48	6,712.91	5,612.42	56,840.81
0000319674	*JOURNEYMAN RAIL CAR MECHANIC	42,390.40	43,804.80	1,414.40	26,060.33	2,377.39	200.00	28,637.72

MARTOC REPORT

EE NUMBER	TITLE	FY 09 BASE SALARY	FY 10 BASE SALARY	DIFFERENCE +/-	REGULAR EARNINGS	OVERTIME EARNINGS	OTHER EARNINGS	TOTAL EARNINGS
0000302946	(DATE LAST EMPLOYED 30-MAR-10) *BUS OPERATOR	40,643.20	40,643.20	0.00	40,937.56	4,433.27	989.60	46,360.43
0000304989	TRANSIT POLICE OFFICER SR (DATE LAST EMPLOYED 28-JUN-10)	50,668.80	52,686.40	2,017.60	50,872.79	5,053.03	0.00	55,925.82
0000321991	HR INFORMATION SYSTEMS SPEC II	38,551.50	38,551.50	0.00	34,414.58	0.00	444.83	34,859.41
0000305602	*BUS OPERATOR	40,643.20	40,643.20	0.00	41,364.13	14,663.05	2,162.00	58,189.18
0000302417	SUPV BUS & RAIL STORES	52,665.60	52,665.60	0.00	52,665.60	0.00	4,912.08	57,577.68
0000305478	SCHEDULE ANALYST II	48,819.16	48,819.16	0.00	46,941.68	0.00	1,472.11	48,413.79
0000302089	CLEARINGHOUSE SPECIALIST	47,525.66	47,525.66	0.00	45,697.97	0.00	2,741.63	48,439.60
0000324488	DIR BUS MAINTENANCE	112,000.20	112,000.20	0.00	107,455.86	0.00	0.00	107,455.86
0000315280	*BUS OPERATOR	40,643.20	40,643.20	0.00	31,594.59	3,808.61	208.00	35,611.20
0000305058	*BUS OPERATOR	40,643.20	40,643.20	0.00	41,160.63	7,943.43	6,265.40	55,369.46
0000302427	RECORDS CENTER SPECIALIST SR	37,908.00	37,908.00	0.00	36,450.00	218.70	1,458.00	38,126.70
0000305252	*BUS OPERATOR	40,643.20	40,643.20	0.00	40,624.45	0.00	208.00	40,832.45
0000305239	*BUS OPERATOR	40,643.20	40,643.20	0.00	41,951.90	8,013.75	208.00	50,173.65
0000302695	*BUS OPERATOR	40,643.20	40,643.20	0.00	41,464.33	11,868.38	208.00	53,540.71
0000320689	*BUS OPERATOR	34,548.80	37,606.40	3,057.60	30,317.18	2,092.67	208.00	32,617.85
0000303718	FOREMAN TRAIN CONTROL	52,686.40	52,686.40	0.00	52,686.40	14,311.45	3,292.90	70,290.75
0000320242	*BUS OPERATOR	37,606.40	40,643.20	3,036.80	39,885.80	6,369.93	208.00	46,463.73
0000321626	TRANSIT POLICE OFFICER SR	41,641.60	45,032.00	3,390.40	45,238.44	18,798.88	4,330.00	68,367.32
0000320297	*MOBILITY OPERATOR	26,083.20	27,414.40	1,331.20	22,536.77	2,165.78	208.00	24,910.55
0000305546	TRANSIT POLICE SERGEANT	58,614.40	60,964.80	2,350.40	61,911.32	18,067.95	1,875.84	81,855.11
0000322564	*SERVICEPERSON I (A)	32,281.60	32,281.60	0.00	32,573.84	1,181.46	0.00	33,755.30
0000322261	ELECTRICAL ENGINEER IV	62,750.22	62,750.22	0.00	60,337.21	0.00	0.00	60,337.21
0000313656	PROGRAM ADMINISTRATOR JOC	80,208.44	80,208.44	0.00	77,123.76	0.00	18,508.50	95,632.26
0000303193	MOBILITY SYSTEM DATA SPECIALIST	34,983.00	34,983.00	0.00	34,983.00	107.64	2,018.25	37,108.89
0000302772	SUPV CREATIVE SERVICES	57,866.64	57,866.64	0.00	55,641.04	0.00	3,339.00	58,980.04
0000306162	*BUS OPERATOR	40,643.20	40,643.20	0.00	40,243.14	2,936.06	208.00	43,387.20
0000318006	*STATION AGENT	37,169.60	37,169.60	0.00	38,786.88	3,648.19	0.00	42,435.07
0000323712	*BUS OPERATOR	31,491.20	31,491.20	0.00	25,214.57	2,487.36	208.00	27,909.93
0000305948	*SR TRAFFIC CHECKER	32,427.20	32,427.20	0.00	33,175.61	2,461.39	0.00	35,637.00
0000304985	*BUS OPERATOR	40,643.20	40,643.20	0.00	41,373.65	19,504.17	208.00	61,085.82
0000318446	*RAIL STATION CLEANER	28,412.80	28,412.80	0.00	29,263.76	8,129.43	0.00	37,393.19
0000322616	*BUS OPERATOR (DATE LAST EMPLOYED 23-APR-10)	31,491.20	34,548.80	3,057.60	23,479.95	1,360.17	208.00	25,048.12
0000304243	*BUS OPERATOR	40,643.20	40,643.20	0.00	36,537.28	3,201.91	208.00	39,947.19
0000315462	*BUS OPERATOR	31,491.20	31,491.20	0.00	25,938.80	7,119.09	208.00	33,265.89

MARTOC REPORT

EE NUMBER	TITLE	FY 09	FY 10	DIFFERENCE	REGULAR	OVERTIME	OTHER	TOTAL
		BASE SALARY	BASE SALARY	+/-	EARNINGS	EARNINGS	EARNINGS	EARNINGS
0000315210	TRANSIT POLICE OFFICER SR	48,713.60	50,668.80	1,955.20	49,171.96	6,994.30	1,900.08	58,066.34
0000306294	TRANSIT POLICE OFFICER SR	50,668.80	52,686.40	2,017.60	52,143.20	4,941.59	4,559.40	61,644.19
0000303480	*MATERIAL CONTROLLER	43,659.20	42,369.60	-1,289.60	41,262.75	0.00	0.00	41,262.75
0000303159	*BUS OPERATOR	40,643.20	40,643.20	0.00	40,559.43	2,007.84	2,943.60	45,510.87
0000322578	CONTRACT PROFESSIONAL	0.00	0.00	0.00	128,660.00	1,680.00	0.00	130,340.00
0000323618	*BUS OPERATOR	31,491.20	31,491.20	0.00	20,339.67	1,152.33	208.00	21,700.00
0000316608	*SMALL BUS OPERATOR FT	28,766.40	30,409.60	1,643.20	29,933.09	6,237.29	208.00	36,378.38
0000323209	*TRACK MAINTAINER (DATE LAST EMPLOYED 27-APR-10)	40,206.40	41,267.20	1,060.80	30,989.41	168.16	357.12	31,514.69
0000303505	*AA INSPECTOR	43,804.80	43,804.80	0.00	45,447.38	16,039.95	1,042.40	62,529.73
0000304258	*RAIL OPERATOR	40,643.20	40,643.20	0.00	41,060.21	1,877.06	3,334.40	46,271.67
0000315244	*BUS OPERATOR	40,643.20	40,643.20	0.00	39,312.07	5,754.26	2,497.51	47,563.84
0000306174	*BUS DISPATCHER (BLOCKOUT)	41,662.40	41,662.40	0.00	42,643.42	5,340.58	0.00	47,984.00
0000304678	*SECRETARY (N8)	31,699.20	31,699.20	0.00	29,141.02	108.62	0.00	29,249.64
0000306172	*JOURNEYMAN AUTOMOTIVE TECH	42,390.40	43,804.80	1,414.40	43,933.34	5,082.17	2,672.80	51,688.31
0000320668	*APPRENTICE MECHANIC	36,920.00	39,228.80	2,308.80	36,245.94	823.13	0.00	37,069.07
0000304922	*JOURNEYMAN SUPPORT EQUIPMENT	43,804.80	43,804.80	0.00	44,104.80	1,532.12	1,884.80	47,521.72
0000321533	*RAIL STATION CLEANER	32,281.60	28,412.80	-3,868.80	29,514.75	4,945.06	0.00	34,459.81
0000302012	*JOURNEYMAN RAIL CAR MECHANIC	43,804.80	43,804.80	0.00	44,199.58	6,270.66	2,664.02	53,134.26
0000320368	*RAIL STATION CLEANER	28,412.80	28,412.80	0.00	28,931.36	1,721.17	0.00	30,652.53
0000303216	*BUS OPERATOR	40,643.20	40,643.20	0.00	41,813.49	12,528.08	208.00	54,549.57
0000305688	*JOURNEYMAN ET-COMPUTER MAINT	43,804.80	43,804.80	0.00	45,567.48	13,851.65	2,727.20	62,146.33
0000305466	SUPT PLANT OPERATIONS	69,151.42	69,151.42	0.00	66,491.78	0.00	5,319.00	71,810.78
0000304361	*BUS OPERATOR	40,643.20	40,643.20	0.00	37,490.19	4,293.71	208.00	41,991.90
0000305457	*BUS OPERATOR	40,643.20	40,643.20	0.00	41,461.26	8,297.52	1,422.81	51,181.59
0000304560	*STATION AGENT	33,800.00	37,169.60	3,369.60	36,569.14	828.69	0.00	37,397.83
0000322975	*JOURNEYMAN ET-RADIO MAINT	41,392.00	42,390.40	998.40	37,241.52	10,897.25	200.00	48,338.77
0000305206	SUPV BUS MAINTENANCE	53,830.40	53,830.40	0.00	53,830.40	18,400.68	7,971.04	80,202.12
0000306405	*JOURNEYMAN BODY REPAIR	43,804.80	43,804.80	0.00	44,411.13	6,344.87	1,042.40	51,798.40
0000306481	SUPV BUS MAINTENANCE	52,104.00	52,104.00	0.00	47,807.97	3,168.94	0.00	50,976.91
0000304068	*RAIL OPERATOR	40,643.20	40,643.20	0.00	40,487.32	198.75	208.00	40,894.07
0000305635	*BUS OPERATOR	40,643.20	40,643.20	0.00	24,344.02	2,320.22	0.00	26,664.24
0000306342	*JOURNEYMAN ET-RAIL CAR MAINT	43,804.80	43,804.80	0.00	44,941.94	5,322.93	200.00	50,464.87
0000306137	*MOBILITY OPERATOR	30,409.60	30,409.60	0.00	30,465.77	542.86	573.50	31,582.13
0000302894	*BUS OPERATOR	36,628.80	40,643.20	4,014.40	37,814.70	14,295.44	208.00	52,318.14
0000303103	DIVISION DISPATCHER	52,249.60	52,249.60	0.00	52,249.60	6,455.84	2,826.00	61,531.44

MARTOC REPORT

EE NUMBER	TITLE	FY 09 BASE SALARY	FY 10 BASE SALARY	DIFFERENCE +/-	REGULAR EARNINGS	OVERTIME EARNINGS	OTHER EARNINGS	TOTAL EARNINGS
0000321612	*RAIL STATION CLEANER	32,281.60	28,412.80	-3,868.80	29,874.17	7,740.11	0.00	37,614.28
0000323868	CJIT-POLICE DISPATCHER	34,174.40	34,174.40	0.00	34,970.91	5,052.24	0.00	40,023.15
0000302030	*BUS OPERATOR	40,643.20	40,643.20	0.00	36,584.38	4,217.18	208.00	41,009.56
0000304029	*BUS OPERATOR	40,643.20	40,643.20	0.00	42,992.11	9,137.98	885.46	53,015.55
0000314862	*BUS OPERATOR	40,643.20	40,643.20	0.00	42,275.37	18,487.76	2,748.20	63,511.33
0000322821	*BUS OPERATOR	28,454.40	31,491.20	3,036.80	22,876.50	2,191.65	208.00	25,276.15
0000322677	SUPV RAIL LINE (DATE LAST EMPLOYED 01-FEB-10)	48,048.00	48,048.00	0.00	23,669.88	2,691.15	0.00	26,361.03
0000305808	*JOURNEYMAN SUPPORT EQUIPMENT	43,804.80	43,804.80	0.00	44,094.28	94.77	4,412.00	48,601.05
0000323749	*BUS OPERATOR	31,491.20	31,491.20	0.00	23,538.66	1,674.99	208.00	25,421.65
0000321310	*INSPECTOR	41,267.20	41,662.40	395.20	42,298.11	7,806.56	200.00	50,304.67
0000303006	*BUS OPERATOR	40,643.20	40,643.20	0.00	41,930.79	12,995.01	3,725.20	58,651.00
0000303118	*BUS OPERATOR	40,643.20	40,643.20	0.00	41,681.71	3,916.79	208.00	45,806.50
0000315061	*BUS OPERATOR	40,643.20	40,643.20	0.00	29,524.34	1,833.11	208.00	31,565.45
0000304973	*BUS OPERATOR	40,643.20	40,643.20	0.00	36,488.65	1,002.72	208.00	37,699.37
0000322972	*JOURNEYMAN AUTOMOTIVE TECH	41,392.00	42,390.40	998.40	40,281.69	3,463.90	2,408.71	46,154.30
0000304990	TRANSIT POLICE LIEUTENANT	66,310.40	68,972.80	2,662.40	66,720.00	8,129.06	4,897.20	79,746.26
0000306400	*JOURNEYMAN ET-RAIL CAR MAINT	43,804.80	43,804.80	0.00	44,141.66	1,555.81	4,132.75	49,830.22
0000302335	*JOURNEYMAN SUPPORT EQUIPMENT	43,804.80	43,804.80	0.00	44,315.40	814.08	3,416.92	48,546.40
0000302885	*JOURNEYMAN RAIL CAR MECHANIC	43,804.80	43,804.80	0.00	44,335.30	2,779.94	1,042.40	48,157.64
0000322976	*TRACK MAINTAINER	40,643.20	41,267.20	624.00	41,044.82	2,408.27	0.00	43,453.09
0000306207	RAIL SERVICES CONTROLLER	58,614.40	58,614.40	0.00	57,712.64	6,622.31	4,170.64	68,505.59
0000302368	*INSPECTOR	43,118.40	43,118.40	0.00	44,415.13	85.52	200.00	44,700.65
0000318427	TRANSIT POLICE OFFICER SR	41,641.60	43,305.60	1,664.00	44,956.28	14,921.49	0.00	59,877.77
0000315408	*SERVICEPERSON IV	34,008.00	34,008.00	0.00	34,532.84	3,102.46	1,962.00	39,597.30
0000305539	*JOURNEYMAN RAIL CAR MECHANIC	43,804.80	43,804.80	0.00	44,252.22	884.54	200.00	45,336.76
0000305671	*JOURNEYMAN TRACK MECHANIC	43,804.80	43,804.80	0.00	44,378.58	5,773.09	200.00	50,351.67
0000303468	*BUS OPERATOR	40,643.20	40,643.20	0.00	42,580.59	7,970.69	676.96	51,228.24
0000305134	*BUS OPERATOR	40,643.20	40,643.20	0.00	45,019.44	19,203.16	1,771.20	65,993.80
0000318796	*BUS OPERATOR	37,606.40	40,643.20	3,036.80	37,124.44	1,878.99	208.00	39,211.43
0000318196	*BUS OPERATOR	40,643.20	40,643.20	0.00	41,383.14	3,288.36	208.00	44,879.50
0000306504	*BUS OPERATOR	40,643.20	40,643.20	0.00	41,452.99	19,443.52	2,162.00	63,058.51
0000318197	*BUS OPERATOR	40,643.20	40,643.20	0.00	41,170.67	29,994.03	3,041.30	74,206.00
0000319727	*BUS OPERATOR	37,606.40	40,643.20	3,036.80	38,099.91	2,411.05	208.00	40,718.96
0000302298	*JOURNEYMAN ET-RAIL CAR MAINT	43,804.80	43,804.80	0.00	44,104.80	39.49	1,042.40	45,186.69

MARTOC REPORT

EE NUMBER	TITLE	FY 09	FY 10	DIFFERENCE	REGULAR	OVERTIME	OTHER	TOTAL
		BASE SALARY	BASE SALARY	+/-	EARNINGS	EARNINGS	EARNINGS	EARNINGS
0000322743	*RAIL STATION CLEANER	25,500.80	26,894.40	1,393.60	27,157.48	9,166.16	245.20	36,568.84
0000320036	FOREMAN TELEPHONE MAINTENANCE	52,104.00	52,104.00	0.00	51,352.50	9,306.15	0.00	60,658.65
0000316063	MOBILITY CUSTOMER CARE REP	36,348.00	36,348.00	0.00	35,220.28	4,372.95	2,889.20	42,482.43
0000317214	TRANSIT POLICE OFFICER SR	45,032.00	46,841.60	1,809.60	46,930.71	3,637.82	0.00	50,568.53
0000306279	*JOURNEYMAN ET-RAIL CAR MAINT	43,804.80	43,804.80	0.00	43,764.48	3,706.16	1,042.40	48,513.04
0000303285	*APPRENTICE MACHINIST	39,603.20	39,603.20	0.00	40,553.76	9,560.46	200.00	50,314.22
0000315161	*BUS OPERATOR	28,454.40	31,491.20	3,036.80	31,688.85	4,279.97	1,313.22	37,282.04
0000318203	*RAIL OPERATOR	40,643.20	40,643.20	0.00	38,814.76	9,016.75	208.00	48,039.51
0000303373	*RAIL OPERATOR	40,643.20	40,643.20	0.00	41,007.48	12,489.09	950.52	54,447.09
0000321635	*RAIL OPERATOR	31,491.20	34,548.80	3,057.60	30,492.40	3,051.57	208.00	33,751.97
0000303626	*JOURNEYMAN BODY REPAIR	43,804.80	43,804.80	0.00	44,315.41	6,618.13	200.00	51,133.54
0000302744	SUPV BUS MAINTENANCE	57,200.00	57,200.00	0.00	57,200.00	17,655.00	0.00	74,855.00
0000320033	*JOURNEYMAN ET-RAIL CAR MAINT	42,390.40	43,804.80	1,414.40	43,055.89	283.80	200.00	43,539.69
0000319381	*STATION AGENT	33,800.00	37,169.60	3,369.60	35,743.30	9,852.44	0.00	45,595.74
0000305842	ACCOUNTING SPECIALIST I	39,058.50	39,058.50	0.00	37,338.99	225.34	1,001.72	38,566.05
0000306485	ADVERTISING COORDINATOR	63,881.22	63,881.22	0.00	61,424.65	0.00	0.00	61,424.65
0000305507	*BUS OPERATOR	40,643.20	40,643.20	0.00	23,226.67	1,341.58	208.00	24,776.25
0000302398	*JOURNEYMAN ET-RAIL CAR MAINT	43,804.80	43,804.80	0.00	43,546.75	236.93	200.00	43,983.68
0000302535	PROGRAM MANAGER CARS (DATE LAST EMPLOYED 01-JAN-10)	89,010.22	89,010.22	0.00	45,669.09	0.00	8,546.79	54,215.88
0000302409	*JOURNEYMAN OVERHAULER	43,804.80	43,804.80	0.00	44,480.45	9,034.75	3,569.60	57,084.80
0000319320	*RAIL OPERATOR	37,606.40	40,643.20	3,036.80	37,352.50	4,114.44	208.00	41,674.94
0000319667	*BUS OPERATOR	37,606.40	40,643.20	3,036.80	40,235.74	11,624.21	1,771.20	53,631.15
0000316073	TRANSIT POLICE SERGEANT	54,204.80	56,368.00	2,163.20	56,403.70	11,138.42	0.00	67,542.12
0000302860	*JOURNEYMAN RAIL CAR MECHANIC	41,080.00	41,392.00	312.00	42,422.62	1,933.06	200.00	44,555.68
0000318931	*MOBILITY OPERATOR	27,414.40	28,766.40	1,352.00	26,912.27	2,752.55	208.00	29,872.82
0000304380	*BUS OPERATOR	40,643.20	40,643.20	0.00	40,844.37	1,069.84	208.00	42,122.21
0000303358	*BUS OPERATOR	40,643.20	40,643.20	0.00	41,896.22	13,415.00	208.00	55,519.22
0000321403	INDUSTRIAL SAFETY ENGINEER	71,612.06	71,612.06	0.00	68,857.90	0.00	5,783.40	74,641.30
0000306447	CHF VEHICLE ENGINEERING	92,823.64	92,823.64	0.00	89,253.51	0.00	12,518.80	101,772.31
0000320923	*BUS OPERATOR	31,491.20	34,548.80	3,057.60	32,663.44	2,420.21	208.00	35,291.65
0000321525	SR HALF-FARE REPRESENTATIVE	28,821.00	28,821.00	0.00	26,375.54	2,219.55	0.00	28,595.09
0000322673	SUPV RAIL LINE	48,048.00	48,048.00	0.00	47,817.00	4,296.60	0.00	52,113.60
0000304839	*RAIL OPERATOR	40,643.20	40,643.20	0.00	40,925.86	9,351.15	208.00	50,485.01
0000306188	*BUS OPERATOR	40,643.20	40,643.20	0.00	41,272.02	7,519.06	208.00	48,999.08
0000318270	*SMALL BUS OPERATOR FT	27,414.40	28,766.40	1,352.00	26,418.60	2,474.86	208.00	29,101.46

MARTOC REPORT

EE NUMBER	TITLE	FY 09	FY 10	DIFFERENCE	REGULAR	OVERTIME	OTHER	TOTAL
		BASE SALARY	BASE SALARY	+/-	EARNINGS	EARNINGS	EARNINGS	EARNINGS
0000321772	*BUS OPERATOR	31,491.20	34,548.80	3,057.60	29,450.47	18,442.53	208.00	48,101.00
0000318113	*BUS OPERATOR	40,643.20	40,643.20	0.00	35,475.02	630.83	208.00	36,313.85
0000322109	*SERVICEPERSON I (A)	29,515.20	29,182.40	-332.80	30,481.48	7,063.18	918.80	38,463.46
0000304247	TRANSIT POLICE OFFICER SR	54,787.20	54,787.20	0.00	54,787.21	3,706.07	0.00	58,493.28
0000321574	ENVIRONMENTAL SAFETY ENGINEER	71,612.06	71,612.06	0.00	68,857.85	0.00	4,406.40	73,264.25
0000321911	*INSPECTOR	41,392.00	43,118.40	1,726.40	42,418.97	5,083.80	320.48	47,823.25
0000303891	*BUS OPERATOR	40,643.20	40,643.20	0.00	41,204.15	4,859.67	1,771.20	47,835.02
0000321977	*JOURNEYMAN ET-RAIL CAR MAINT	41,392.00	43,804.80	2,412.80	42,598.08	743.88	689.12	44,031.08
0000321215	SUPV BUS MAINTENANCE (DATE LAST EMPLOYED 30-DEC-09)	52,686.40	52,686.40	0.00	28,007.56	4,736.71	0.00	32,744.27
0000306387	*JOURNEYMAN ET-RAIL CAR MAINT	43,804.80	43,804.80	0.00	44,246.97	284.32	200.00	44,731.29
0000322184	*C-BUS OPERATOR (DATE LAST EMPLOYED 31-MAR-10)	29,515.20	30,992.00	1,476.80	25,203.75	13,711.89	386.80	39,302.44
0000303027	*BUS OPERATOR	40,643.20	40,643.20	0.00	42,196.26	9,665.34	208.00	52,069.60
0000303408	*MOBILITY OPERATOR	30,409.60	30,409.60	0.00	27,552.11	466.07	208.00	28,226.18
0000316924	*MOBILITY OPERATOR	27,414.40	28,766.40	1,352.00	27,571.11	2,963.40	208.00	30,742.51
0000303591	*JOURNEYMAN BODY REPAIR	43,804.80	43,804.80	0.00	43,701.16	1,074.06	200.00	44,975.22
0000303328	PROJECT MGR ORG EFFICIENCY	79,009.06	86,909.94	7,900.88	77,034.04	0.00	17,276.11	94,310.15
0000321813	CREDIT COLLEC CLEARHSE ANALYST	51,000.04	51,000.04	0.00	49,038.65	0.00	2,549.63	51,588.28
0000320053	CONTRACT PROFESSIONAL	0.00	0.00	0.00	48,895.00	811.25	0.00	49,706.25
0000306702	*RAIL STATION CLEANER	28,412.80	28,412.80	0.00	27,538.04	30.74	0.00	27,568.78
0000317051	*REVENUE AGENT PT	0.00	0.00	0.00	21,549.87	0.00	0.00	21,549.87
0000316178	INFORMATION SYS ANALYST III	70,000.06	70,000.06	0.00	67,307.81	0.00	4,110.55	71,418.36
0000303162	*JOURNEYMAN RAIL CAR MECHANIC	43,804.80	43,804.80	0.00	44,104.80	1,405.77	5,296.52	50,807.09
0000305373	INSTRUCTOR CAR MAINT ELECT	56,992.00	56,992.00	0.00	54,800.00	0.00	2,630.40	57,430.40
0000306645	TRANSIT POLICE OFFICER SPECIAL	56,971.20	56,971.20	0.00	57,669.66	10,558.90	0.00	68,228.56
0000304609	*BUS OPERATOR	40,643.20	40,643.20	0.00	42,366.43	12,301.26	208.00	54,875.69
0000321492	*SERVICEPERSON IV	32,281.60	34,008.00	1,726.40	33,096.53	1,304.02	0.00	34,400.55
0000302820	*JOURNEYMAN ET-RAIL CAR MAINT	43,804.80	43,804.80	0.00	44,109.54	15.80	1,042.40	45,167.74
0000305400	GEN FOREMAN BLDGS & GROUNDS	65,047.32	65,047.32	0.00	62,545.49	0.00	6,879.40	69,424.89
0000303161	OFFICE ADMINISTRATOR II	52,485.42	52,485.42	0.00	50,467.04	0.00	3,600.55	54,067.59
0000315785	TRANSIT POLICE SERGEANT	52,124.80	54,204.80	2,080.00	54,219.76	4,876.63	1,303.00	60,399.39
0000304093	*SERVICEPERSON I	31,824.00	31,824.00	0.00	32,124.04	1,181.95	0.00	33,305.99
0000303035	*BUS OPERATOR	40,643.20	40,643.20	0.00	39,473.27	7,729.15	208.00	47,410.42
0000306177	TRANSIT POLICE OFFICER SR	54,787.20	54,787.20	0.00	54,839.88	2,639.28	0.00	57,479.16
0000303966	*BUS OPERATOR	40,643.20	40,643.20	0.00	40,707.15	2,519.55	208.00	43,434.70

MARTOC REPORT

EE NUMBER	TITLE	FY 09	FY 10	DIFFERENCE	REGULAR	OVERTIME	OTHER	TOTAL
		BASE SALARY	BASE SALARY	+/-	EARNINGS	EARNINGS	EARNINGS	EARNINGS
0000305261	HR INFORMATION SYSTEMS ANALYST	50,705.46	50,705.46	0.00	48,755.63	0.00	3,900.00	52,655.63
0000302340	TRANSIT POLICE OFFICER SR (DATE LAST EMPLOYED 01-JUL-10)	54,787.20	54,787.20	0.00	55,314.00	4,148.59	0.00	59,462.59
0000322924	*STATION AGENT	31,137.60	33,800.00	2,662.40	33,318.26	11,825.70	0.00	45,143.96
0000321910	*JOURNEYMAN OVERHAULER	42,390.40	43,804.80	1,414.40	43,181.39	1,288.46	200.00	44,669.85
0000305497	PROJECT ENGINEER	77,457.12	77,457.12	0.00	74,478.43	0.00	8,937.00	83,415.43
0000305656	RAIL SERVICES CONTROLLER	57,720.00	57,720.00	0.00	56,832.00	1,576.27	0.00	58,408.27
0000321075	*SERVICEPERSON I (A)	29,182.40	30,846.40	1,664.00	30,054.90	673.44	0.00	30,728.34
0000304859	*PT BUS OPERATOR	0.00	0.00	0.00	20,072.02	574.59	208.00	20,854.61
0000316800	*MATERIAL CONTROLLER	38,064.00	39,769.60	1,705.60	38,794.32	2,515.43	2,583.36	43,893.11
0000321944	*JOURNEYMAN ELEC POWER ELECT	41,392.00	43,804.80	2,412.80	44,362.36	11,018.79	200.00	55,581.15
0000304988	*INSPECTOR	43,118.40	43,118.40	0.00	43,998.84	17,358.34	4,346.00	65,703.18
0000305157	*BUS OPERATOR	40,643.20	40,643.20	0.00	40,885.36	2,288.93	208.00	43,382.29
0000302869	*BUS OPERATOR	40,643.20	40,643.20	0.00	41,676.12	4,880.23	208.00	46,764.35
0000320690	*BUS OPERATOR	37,606.40	40,643.20	3,036.80	33,620.60	8,801.55	208.00	42,630.15
0000302420	*JOURNEYMAN ET-RAIL CAR MAINT	43,804.80	43,804.80	0.00	44,057.45	31.59	200.00	44,289.04
0000317433	DATABASE ADMINISTRATOR III	73,924.24	73,924.24	0.00	70,796.73	0.00	284.34	71,081.07
0000319968	*BUS OPERATOR	37,606.40	40,643.20	3,036.80	39,901.39	2,046.94	931.20	42,879.53
0000303624	*BUS OPERATOR	40,643.20	40,643.20	0.00	42,291.19	23,334.13	2,259.70	67,885.02
0000303944	*MOBILITY OPERATOR	30,409.60	30,409.60	0.00	26,071.22	1,140.40	208.00	27,419.62
0000324245	*SERVICEPERSON I	28,828.80	30,472.00	1,643.20	27,669.38	351.60	0.00	28,020.98
0000307191	CIVIL ENGINEER VI	81,660.80	81,660.80	0.00	78,520.74	0.00	0.00	78,520.74
0000320698	TRANSIT POLICE OFFICER SR	45,032.00	46,841.60	1,809.60	46,457.41	11,746.31	1,576.40	59,780.12
0000322855	*JOURNEYMAN ELEC POWER ELECT	41,080.00	42,390.40	1,310.40	42,516.66	11,640.73	363.04	54,520.43
0000302158	*JOURNEYMAN ET-RAIL CAR MAINT	43,804.80	43,804.80	0.00	44,125.86	86.88	200.00	44,412.74
0000321722	DATABASE ADMINISTRATOR III (DATE LAST EMPLOYED 24-FEB-10)	74,422.14	74,422.14	0.00	50,950.75	0.00	5,153.64	56,104.39
0000305481	*SERVICEPERSON I	31,824.00	31,824.00	0.00	32,108.73	0.00	0.00	32,108.73
0000315409	ELECTRICAL ENG VI-RAIL CAR	80,205.32	80,205.32	0.00	77,120.79	0.00	7,711.88	84,832.67
0000304325	*JOURNEYMAN SUPPORT EQUIPMENT	43,804.80	43,804.80	0.00	44,325.93	2,621.97	200.00	47,147.90
0000322344	CHF CAPITAL PROGRAMS	80,000.18	80,000.18	0.00	76,923.61	0.00	0.00	76,923.61
0000304082	*JOURNEYMAN SUPPORT EQUIPMENT	43,804.80	43,804.80	0.00	44,294.34	12,557.03	3,359.00	60,210.37
0000319028	SR TECH PROJECT MANAGER	91,500.24	91,500.24	0.00	49,691.69	0.00	0.00	49,691.69
0000305753	*JOURNEYMAN SUPPORT EQUIPMENT	43,804.80	43,804.80	0.00	44,389.11	3,459.14	1,130.23	48,978.48
0000321021	*BUS OPERATOR	37,606.40	40,643.20	3,036.80	39,062.75	18,956.90	208.00	58,227.65
0000305855	STRUCTURAL ENGINEER V (DATE LAST EMPLOYED 02-JUL-10)	88,511.80	88,511.80	0.00	85,108.10	0.00	0.00	85,108.10

MARTOC REPORT

EE NUMBER	TITLE	FY 09	FY 10	DIFFERENCE	REGULAR	OVERTIME	OTHER	TOTAL
		BASE SALARY	BASE SALARY	+/-	EARNINGS	EARNINGS	EARNINGS	EARNINGS
0000303209	*STATION AGENT	37,169.60	37,169.60	0.00	37,455.52	3,672.32	1,590.43	42,718.27
0000317914	TRANSIT POLICE OFFICER SR	48,713.60	50,668.80	1,955.20	48,867.11	17,599.58	2,651.40	69,118.09
0000317403	FINANCIAL SYSTEMS ADMIN	65,000.00	74,863.36	9,863.36	68,190.52	0.00	3,147.98	71,338.50
0000321481	*BUS OPERATOR	31,491.20	34,548.80	3,057.60	22,356.18	2,355.75	208.00	24,919.93
0000303697	*STATION AGENT	37,169.60	37,169.60	0.00	37,847.12	10,608.24	0.00	48,455.36
0000321151	MOBILITY CUSTOMER CARE REP	36,348.00	36,348.00	0.00	36,082.38	4,823.10	0.00	40,905.48
0000302922	*AA INSPECTOR	43,804.80	43,804.80	0.00	44,483.91	5,141.35	200.00	49,825.26
0000306062	*JOURNEYMAN ET-RAIL CAR MAINT	55,494.40	43,804.80	-11,689.60	44,866.15	10,311.56	4,576.36	59,754.07
0000305385	*RAIL OPERATOR	40,643.20	40,643.20	0.00	42,316.92	25,770.41	3,490.72	71,578.05
0000304124	SUPV FARE COLLECTION OPERATION	56,520.88	56,520.88	0.00	54,347.51	2,231.95	750.85	57,330.31
0000320740	*BUS OPERATOR	37,606.40	40,643.20	3,036.80	39,023.40	14,470.43	2,465.20	55,959.03
0000320864	*MOBILITY OPERATOR	23,358.40	23,358.40	0.00	23,099.78	6,662.34	208.00	29,970.12
0000304937	*BUS OPERATOR	40,643.20	40,643.20	0.00	38,155.65	2,659.07	208.00	41,022.72
0000303334	SUPT RAIL LINE (DATE LAST EMPLOYED 01-OCT-09)	68,985.28	68,985.28	0.00	16,450.36	0.00	8,269.42	24,719.78
0000302139	AUDITOR III	59,741.50	59,741.50	0.00	57,443.87	0.00	6,204.60	63,648.47
0000302622	TRAINING & DEVELOPMENT SPEC	48,429.94	48,429.94	0.00	46,567.35	0.00	6,520.20	53,087.55
0000315982	*BUS OPERATOR	40,643.20	40,643.20	0.00	40,887.37	5,915.17	2,748.20	49,550.74
0000321575	CUSTOMER CARE FIELD REP	36,348.00	36,348.00	0.00	34,090.10	65.71	0.00	34,155.81
0000305055	FOREMAN CUSTODIAL SERVICES	46,779.20	46,779.20	0.00	46,779.20	1,349.40	5,757.44	53,886.04
0000304957	*JOURNEYMAN RAIL CAR MECHANIC	43,804.80	43,804.80	0.00	44,204.29	315.90	200.00	44,720.19
0000303733	*BUS OPERATOR	40,643.20	40,643.20	0.00	41,358.44	17,808.04	3,503.82	62,670.30
0000303452	*BUS OPERATOR	40,643.20	40,643.20	0.00	37,691.42	2,309.73	989.60	40,990.75
0000320587	*RAIL STATION CLEANER	28,412.80	28,412.80	0.00	24,734.39	778.62	109.28	25,622.29
0000321068	*MOBILITY OPERATOR	24,564.80	24,564.80	0.00	20,184.38	1,882.33	302.48	22,369.19
0000303410	*RAIL OPERATOR	40,643.20	40,643.20	0.00	40,516.82	6,171.09	208.00	46,895.91
0000302108	*BUS OPERATOR	40,643.20	40,643.20	0.00	42,228.86	20,438.60	208.00	62,875.46
0000317595	*STATION AGENT	33,800.00	37,169.60	3,369.60	36,141.66	5,826.15	1,572.56	43,540.37
0000303768	*BUS OPERATOR	40,643.20	40,643.20	0.00	40,971.78	3,719.53	1,145.92	45,837.23
0000323417	*MOBILITY OPERATOR	23,358.40	23,358.40	0.00	22,445.16	1,002.39	400.37	23,847.92
0000305554	*RAIL OPERATOR	40,643.20	40,643.20	0.00	40,782.99	1,291.17	208.00	42,282.16
0000323069	INFORMATION SYS ANALYST III	70,000.06	70,000.06	0.00	67,307.82	0.00	0.00	67,307.82
0000323172	*BUS OPERATOR	28,454.40	31,491.20	3,036.80	26,625.23	2,586.37	208.00	29,419.60
0000324724	*JOURNEYMAN ET-TRAIN CONTROL	41,080.00	41,080.00	0.00	31,134.60	5,165.76	200.00	36,500.36
0000318682	*BUS OPERATOR	37,606.40	40,643.20	3,036.80	39,122.05	7,077.09	208.00	46,407.14
0000319726	*BUS OPERATOR	37,606.40	40,643.20	3,036.80	40,496.57	9,652.78	2,977.96	53,127.31

MARTOC REPORT

EE NUMBER	TITLE	FY 09	FY 10	DIFFERENCE	REGULAR	OVERTIME	OTHER	TOTAL
		BASE SALARY	BASE SALARY	+/-	EARNINGS	EARNINGS	EARNINGS	EARNINGS
0000304345	*AA INSPECTOR	43,804.80	43,804.80	0.00	45,068.31	20,928.55	4,917.44	70,914.30
0000319869	*STATION AGENT	31,137.60	33,800.00	2,662.40	33,227.92	9,440.66	2,198.20	44,866.78
0000317966	*STATION AGENT	33,800.00	37,169.60	3,369.60	19,310.88	2,064.73	0.00	21,375.61
0000302661	*BUS OPERATOR	40,643.20	40,643.20	0.00	41,168.03	10,955.96	3,403.97	55,527.96
0000307077	*BUS OPERATOR	40,643.20	40,643.20	0.00	42,783.02	5,034.35	3,334.40	51,151.77
0000305907	FIELD INSPECTOR	51,216.56	51,216.56	0.00	49,247.02	9,691.97	4,070.70	63,009.69
0000305348	*BUS OPERATOR	40,643.20	40,643.20	0.00	40,872.66	2,339.92	208.00	43,420.58
0000317671	SUPPORT ANALYST II	46,882.68	46,882.68	0.00	45,079.64	0.00	0.00	45,079.64
0000322119	C-SUPV BUS TRANSPORTATION (DATE LAST EMPLOYED 31-MAR-10)	48,048.00	48,048.00	0.00	42,273.00	5,535.07	2,325.48	50,133.55
0000320827	*RAIL STATION CLEANER	32,281.60	28,412.80	-3,868.80	30,250.56	8,062.82	0.00	38,313.38
0000321418	*SMALL BUS OPERATOR FT	24,564.80	24,564.80	0.00	20,764.39	48.37	208.00	21,020.76
0000302364	*INSPECTOR	43,118.40	43,118.40	0.00	44,055.90	7,424.05	200.00	51,679.95
0000305961	*JOURNEYMAN ET-RAIL CAR MAINT	43,804.80	43,804.80	0.00	44,104.80	1,382.07	1,884.80	47,371.67
0000319374	TRANSIT POLICE OFFICER SPECIAL	48,713.60	50,668.80	1,955.20	50,537.83	16,435.51	3,822.40	70,795.74
0000303147	TRANSIT POLICE LIEUTENANT	80,308.80	80,308.80	0.00	80,308.80	16,833.97	7,335.90	104,478.67
0000303929	*JOURNEYMAN PAINTER	43,804.80	43,804.80	0.00	38,178.65	14,885.33	200.00	53,263.98
0000323651	*MOBILITY OPERATOR	23,358.40	23,358.40	0.00	22,611.69	1,735.19	208.00	24,554.88
0000302519	*BUS OPERATOR	40,643.20	40,643.20	0.00	40,985.70	4,780.27	1,771.20	47,537.17
0000306598	*BUS OPERATOR	40,643.20	40,643.20	0.00	41,220.75	9,952.89	2,709.12	53,882.76
0000321843	CONTRACT BREEZE CARD SPECIALIST	0.00	0.00	0.00	37,556.52	692.63	0.00	38,249.15
0000322678	TRANSIT POLICE OFFICER SR	41,641.60	45,032.00	3,390.40	43,729.47	3,653.10	800.80	48,183.37
0000304895	*BUS OPERATOR	40,643.20	40,643.20	0.00	40,970.75	2,932.20	1,771.20	45,674.15
0000302876	QA ENGINEER	66,780.74	66,780.74	0.00	64,212.38	0.00	2,568.76	66,781.14
0000319245	PROTECTIVE SPEC POLICE CADET	26,561.60	26,561.60	0.00	26,478.60	14,136.42	2,094.28	42,709.30
0000321016	*SMALL BUS OPERATOR FT	24,564.80	26,083.20	1,518.40	23,500.75	196.24	208.00	23,904.99
0000321611	*SERVICEPERSON IV	34,008.00	34,008.00	0.00	35,783.61	8,639.08	1,994.70	46,417.39
0000322112	*C-BUS OPERATOR (DATE LAST EMPLOYED 31-MAR-10)	29,515.20	30,992.00	1,476.80	24,533.81	13,017.46	1,492.98	39,044.25
0000304327	TRANSIT POLICE OFFICER SR	54,787.20	54,787.20	0.00	55,393.02	4,998.07	3,792.96	64,184.05
0000324457	CONTRACT PROFESSIONAL	68,250.00	68,250.00	0.00	36,137.50	1,820.00	0.00	37,957.50
0000305963	AFFIRM ACT ADMINISTRATOR	72,223.06	72,223.06	0.00	68,056.70	0.00	0.00	68,056.70
0000321083	SR OCCUP MED SVCS WELL SPEC	50,900.20	50,900.20	0.00	48,942.50	0.00	702.62	49,645.12
0000321073	SYSTEM SAFETY OFFICER	57,720.00	62,389.34	4,669.34	60,593.53	679.91	0.00	61,273.44
0000302317	*BUS OPERATOR	40,643.20	40,643.20	0.00	39,184.24	3,966.31	208.00	43,358.55
0000322060	*JOURNEYMAN RAIL CAR MECHANIC	41,392.00	43,804.80	2,412.80	43,196.34	823.33	200.00	44,219.67

MARTOC REPORT

EE NUMBER	TITLE	FY 09	FY 10	DIFFERENCE	REGULAR	OVERTIME	OTHER	TOTAL
		BASE SALARY	BASE SALARY	+/-	EARNINGS	EARNINGS	EARNINGS	EARNINGS
0000305955	*BUS OPERATOR	40,643.20	40,643.20	0.00	40,880.35	4,719.91	4,116.00	49,716.26
0000323791	CONTRACT EMP PT (DATE LAST EMPLOYED 30-SEP-09)	0.00	0.00	0.00	20,341.44	0.00	0.00	20,341.44
0000303522	*TRACK WALKER	43,118.40	43,118.40	0.00	36,790.02	2,036.74	2,073.00	40,899.76
0000306096	HR INFORMATION SYSTEMS SPEC II	37,908.00	40,404.00	2,496.00	38,082.00	0.00	3,802.12	41,884.12
0000302778	SUPPORT ANALYST II	53,930.76	53,930.76	0.00	51,856.64	0.00	3,554.24	55,410.88
0000319770	*STATION AGENT	33,800.00	37,169.60	3,369.60	35,869.14	1,328.36	0.00	37,197.50
0000302742	*AA INSPECTOR	43,804.80	43,804.80	0.00	46,221.37	6,089.07	200.00	52,510.44
0000323671	*BUS OPERATOR	31,491.20	31,491.20	0.00	25,111.70	2,301.67	208.00	27,621.37
0000305419	*BUS OPERATOR	40,643.20	40,643.20	0.00	41,412.99	8,096.65	1,771.20	51,280.84
0000303637	*BUS OPERATOR	40,643.20	40,643.20	0.00	40,577.96	6,546.75	208.00	47,332.71
0000320298	*MOBILITY OPERATOR	26,083.20	27,414.40	1,331.20	28,377.01	3,920.67	313.44	32,611.12
0000321410	*BUS OPERATOR	31,491.20	34,548.80	3,057.60	34,723.30	7,187.06	208.00	42,118.36
0000307078	*MOBILITY OPERATOR	30,409.60	30,409.60	0.00	25,516.25	3,284.13	208.00	29,008.38
0000303508	MGR HUMAN RESOURCES INFO SYS	75,527.40	75,527.40	0.00	72,622.50	0.00	5,809.50	78,432.00
0000305515	*BUS OPERATOR	40,643.20	40,643.20	0.00	41,675.57	10,262.15	208.00	52,145.72
0000302522	*BUS OPERATOR	40,643.20	40,643.20	0.00	41,752.87	12,537.49	208.00	54,498.36
0000318891	*SERVICEPERSON IV	34,008.00	34,008.00	0.00	35,415.73	16,309.34	0.00	51,725.07
0000302712	*BUS OPERATOR	40,643.20	40,643.20	0.00	39,367.23	2,071.10	208.00	41,646.33
0000323112	MOBILITY CUSTOMER CARE REP	36,348.00	36,348.00	0.00	35,271.55	6,558.02	2,330.00	44,159.57
0000302221	*BUS OPERATOR	31,491.20	31,491.20	0.00	21,891.39	1,966.07	208.00	24,065.46
0000302206	RAIL SERVICES CONTROLLER	58,884.80	58,884.80	0.00	58,672.48	7,176.68	3,991.71	69,840.87
0000315157	*BUS OPERATOR	40,643.20	40,643.20	0.00	42,566.70	8,072.67	2,552.80	53,192.17
0000302575	*JOURNEYMAN ET-HVAC	43,804.80	43,804.80	0.00	44,099.55	1,350.49	200.00	45,650.04
0000318265	*BUS OPERATOR	40,643.20	40,643.20	0.00	41,157.35	2,342.88	208.00	43,708.23
0000302101	*MATERIAL CONTROLLER	42,369.60	42,369.60	0.00	42,670.06	3,735.40	0.00	46,405.46
0000302603	CHF REPORT TRACK SPEC PROJECTS	84,698.64	84,698.64	0.00	81,441.76	0.00	4,887.00	86,328.76
0000323717	*SERVICEPERSON I	30,472.00	31,824.00	1,352.00	31,106.07	58.80	1,172.00	32,336.87
0000314892	DIR TRANSIT ORIENTED DEV (DATE LAST EMPLOYED 21-SEP-09)	103,246.52	103,246.52	0.00	26,208.83	0.00	6,357.34	32,566.17
0000303742	*JOURNEYMAN RAIL CAR MECHANIC	43,804.80	43,804.80	0.00	44,905.08	6,744.48	4,412.00	56,061.56
0000302628	*INSPECTOR	43,118.40	43,118.40	0.00	42,780.96	14,731.36	863.36	58,375.68
0000318892	*TRACK MAINTAINER	41,662.40	43,118.40	1,456.00	43,268.14	2,098.25	0.00	45,366.39
0000304883	*BUS OPERATOR	40,643.20	40,643.20	0.00	41,557.83	6,976.25	208.00	48,742.08
0000321775	*BUS OPERATOR	31,491.20	34,548.80	3,057.60	35,318.45	19,872.94	972.06	56,163.45
0000307079	*BUS OPERATOR	40,643.20	40,643.20	0.00	42,612.46	13,818.64	4,116.00	60,547.10
0000304009	*AA INSPECTOR	43,804.80	43,804.80	0.00	45,694.05	8,845.35	4,412.00	58,951.40

MARTOC REPORT

EE NUMBER	TITLE	FY 09	FY 10	DIFFERENCE	REGULAR	OVERTIME	OTHER	TOTAL
		BASE SALARY	BASE SALARY	+/-	EARNINGS	EARNINGS	EARNINGS	EARNINGS
0000303520	SUPV BUS MAINTENANCE	52,104.00	52,104.00	0.00	53,199.97	14,754.54	0.00	67,954.51
0000305079	C-CONTRACT SUPV BUS MAINT (DATE LAST EMPLOYED 31-MAR-10)	0.00	0.00	0.00	37,398.00	2,967.00	0.00	40,365.00
0000305265	*SERVICEPERSON I	30,472.00	31,824.00	1,352.00	31,648.81	155.54	0.00	31,804.35
0000303682	*RAIL OPERATOR	40,643.20	40,643.20	0.00	41,567.05	8,754.43	208.00	50,529.48
0000314865	*RAIL STATION CLEANER	28,412.80	28,412.80	0.00	29,607.53	4,261.92	546.40	34,415.85
0000323587	*MOBILITY OPERATOR	23,358.40	23,358.40	0.00	21,009.53	5,681.10	208.00	26,898.63
0000306611	*JOURNEYMAN BODY REPAIR	43,804.80	43,804.80	0.00	44,204.84	14,018.11	200.00	58,422.95
0000302402	*BUS OPERATOR	40,643.20	40,643.20	0.00	40,906.91	2,571.21	4,116.00	47,594.12
0000304592	MGR TRAIN CONTROL	90,030.20	90,030.20	0.00	86,567.83	0.00	13,851.00	100,418.83
0000303270	*BUS OPERATOR (DATE LAST EMPLOYED 01-JUN-10)	40,643.20	40,643.20	0.00	37,111.01	1,792.94	807.30	39,711.25
0000323905	SR EXECUTIVE ADMINISTRATOR	73,760.18	73,760.18	0.00	70,639.90	0.00	6,241.92	76,881.82
0000304115	PARKING SERVICES REP	22,483.50	22,483.50	0.00	22,529.90	2,607.33	1,210.66	26,347.89
0000321940	TRANSIT POLICE OFFICER SR	41,641.60	45,032.00	3,390.40	44,472.10	19,277.37	3,247.50	66,996.97
0000304307	*BUS OPERATOR	40,643.20	40,643.20	0.00	41,339.12	13,836.21	208.00	55,383.33
0000321105	*RAIL OPERATOR	34,548.80	37,606.40	3,057.60	35,965.79	7,558.53	1,292.80	44,817.12
0000318191	SUPV COMMUNICATIONS	34,153.60	45,635.20	11,481.60	44,295.63	12,580.43	702.08	57,578.14
0000302213	*JOURNEYMAN RAIL CAR MECHANIC	52,104.00	43,804.80	-8,299.20	44,895.89	1,538.54	873.92	47,308.35
0000302722	*MATERIAL CONTROLLER	39,769.60	41,496.00	1,726.40	40,938.67	2,515.87	4,722.40	48,176.94
0000304244	SUPV BUS TRANSPORTATION	50,731.20	50,731.20	0.00	50,633.64	202.44	0.00	50,836.08
0000306546	SUPV CAR REPAIR INSPECTION	55,244.80	55,244.80	0.00	55,244.80	15,404.80	1,381.12	72,030.72
0000304063	*INSPECTOR	43,118.40	43,118.40	0.00	43,299.23	93.30	200.00	43,592.53
0000305387	*BUS OPERATOR	40,643.20	40,643.20	0.00	41,111.81	12,791.26	6,753.90	60,656.97
0000303442	*BUS OPERATOR	40,643.20	40,643.20	0.00	41,426.59	17,176.72	5,483.80	64,087.11
0000305685	*BUS OPERATOR	40,643.20	40,643.20	0.00	40,813.48	18,777.00	2,943.60	62,534.08
0000304797	ACCOUNTING SPECIALIST III	42,822.00	45,376.50	2,554.50	42,007.62	762.03	2,519.63	45,289.28
0000302805	*JOURNEYMAN ET-TELEPHONE MAINT	43,804.80	43,804.80	0.00	44,389.12	12,572.93	1,884.80	58,846.85
0000303688	RAIL SERVICES CONTROLLER	58,323.20	58,323.20	0.00	57,425.92	1,191.70	3,140.48	61,758.10
0000322340	*JOURNEYMAN AUTOMOTIVE TECH	41,392.00	43,804.80	2,412.80	42,843.38	3,477.11	200.00	46,520.49
0000306589	*BUS OPERATOR	40,643.20	40,643.20	0.00	41,037.72	8,209.22	208.00	49,454.94
0000305863	EEO DBE ANALYST	62,288.98	62,288.98	0.00	59,893.48	0.00	4,279.96	64,173.44
0000322546	*BUS OPERATOR	31,491.20	34,548.80	3,057.60	32,163.98	1,757.38	208.00	34,129.36
0000323837	*SERVICEPERSON IV	30,680.00	32,281.60	1,601.60	31,873.45	2,348.83	0.00	34,222.28
0000306473	CONTRACT PROFESSIONAL	0.00	0.00	0.00	70,015.00	55.00	0.00	70,070.00
0000321824	*SERVICEPERSON VII GROUNDSKEEPR	32,281.60	32,281.60	0.00	31,227.49	977.76	0.00	32,205.25

MARTOC REPORT

EE NUMBER	TITLE	FY 09	FY 10	DIFFERENCE	REGULAR	OVERTIME	OTHER	TOTAL
		BASE SALARY	BASE SALARY	+/-	EARNINGS	EARNINGS	EARNINGS	EARNINGS
0000305949	*SERVICEPERSON IV	34,008.00	34,008.00	0.00	36,016.58	24,200.27	3,270.00	63,486.85
0000323955	*BUS OPERATOR	31,491.20	31,491.20	0.00	20,498.70	1,720.55	190.67	22,409.92
0000304089	MAINTENANCE PLANNER BUS	52,686.40	52,686.40	0.00	52,686.40	3,216.91	0.00	55,903.31
0000306304	INSTRUCTOR TRACK	51,251.20	51,251.20	0.00	49,280.00	0.00	0.00	49,280.00
0000303382	*SERVICEPERSON I (A)	32,281.60	32,281.60	0.00	32,977.36	744.96	0.00	33,722.32
0000305956	CONTRACT EMP PT	0.00	0.00	0.00	48,480.00	652.50	0.00	49,132.50
0000321580	CONTRACT PROFESSIONAL (DATE LAST EMPLOYED 26-OCT-09)	0.00	0.00	0.00	33,725.00	2,025.00	0.00	35,750.00
0000304806	*BUS OPERATOR	40,643.20	40,643.20	0.00	43,790.11	25,794.16	652.93	70,237.20
0000318983	CUSTOMER CARE FIELD REP	36,348.00	36,348.00	0.00	33,905.07	0.00	0.00	33,905.07
0000320396	*JOURNEYMAN ET-TRAIN CONTROL	43,804.80	43,804.80	0.00	44,683.96	14,289.18	200.00	59,173.14
0000321969	SR ROOF INSPECTOR	63,989.90	63,989.90	0.00	59,839.05	0.00	492.23	60,331.28
0000305545	*BUS OPERATOR	40,643.20	40,643.20	0.00	39,050.17	11,924.84	2,431.05	53,406.06
0000314812	*BUS OPERATOR	40,643.20	40,643.20	0.00	34,217.87	4,246.53	208.00	38,672.40
0000303141	SR SERVICE PLANNER	71,005.74	71,005.74	0.00	68,275.07	0.00	2,730.75	71,005.82
0000302594	FINANCE ADMINISTRATOR	49,370.62	49,370.62	0.00	47,471.81	0.00	0.00	47,471.81
0000323433	*MOBILITY OPERATOR	23,358.40	23,358.40	0.00	22,707.74	2,665.84	208.00	25,581.58
0000322552	*BUS OPERATOR	31,491.20	34,548.80	3,057.60	32,426.64	2,752.39	208.00	35,387.03
0000322974	*JOURNEYMAN AUTOMOTIVE TECH	41,392.00	42,390.40	998.40	42,103.97	4,252.00	996.00	47,351.97
0000321907	*INSPECTOR	41,267.20	41,392.00	124.80	42,349.92	7,184.83	200.00	49,734.75
0000305999	TRANSIT POLICE OFFICER SR	52,686.40	54,787.20	2,100.80	54,410.22	16,703.11	9,543.80	80,657.13
0000303622	*BUS OPERATOR	40,643.20	40,643.20	0.00	41,103.23	11,206.18	2,552.80	54,862.21
0000317862	*BUS OPERATOR	40,643.20	40,643.20	0.00	40,937.05	2,657.91	208.00	43,802.96
0000304140	*JOURNEYMAN ELEC POWER ELECT	43,804.80	43,804.80	0.00	44,090.54	2,874.73	368.48	47,333.75
0000322239	*BUS OPERATOR	31,491.20	34,548.80	3,057.60	31,838.17	3,186.02	208.00	35,232.19
0000320839	MARKETING & SALES ASSOCIATE	50,678.16	50,678.16	0.00	48,729.19	0.00	0.00	48,729.19
0000320652	CONTRACT PROFESSIONAL (DATE LAST EMPLOYED 10-MAY-10)	0.00	0.00	0.00	80,107.50	8,277.50	0.00	88,385.00
0000304172	BUSINESS ANALYST III (DATE LAST EMPLOYED 16-APR-10)	74,486.88	74,486.88	0.00	61,594.97	0.00	6,327.45	67,922.42
0000314410	DIR MOBILITY SERVICES	108,402.32	108,402.32	0.00	104,233.25	0.00	4,169.26	108,402.51
0000303313	C-CONTRACT MAINT PLANNER BUS (DATE LAST EMPLOYED 31-MAR-10)	0.00	0.00	0.00	42,640.00	6,591.00	0.00	49,231.00
0000320417	*JOURNEYMAN ET-COMPUTER MAINT	43,804.80	43,804.80	0.00	38,919.60	4,130.43	200.00	43,250.03
0000323613	*JOURNEYMAN AUTOMOTIVE TECH	41,392.00	43,804.80	2,412.80	31,350.95	38.22	200.00	31,589.17
0000319668	*BUS OPERATOR	37,606.40	40,643.20	3,036.80	39,804.39	2,292.45	208.00	42,304.84
0000316065	*SERVICEPERSON I	31,824.00	31,824.00	0.00	20,901.50	0.00	0.00	20,901.50
0000323623	*BUS OPERATOR	31,491.20	31,491.20	0.00	26,017.70	7,041.97	208.00	33,267.67

MARTOC REPORT

EE NUMBER	TITLE	FY 09	FY 10	DIFFERENCE	REGULAR	OVERTIME	OTHER	TOTAL
		BASE SALARY	BASE SALARY	+/-	EARNINGS	EARNINGS	EARNINGS	EARNINGS
0000302693	CLAIMS ADJUSTER II	46,855.12	46,855.12	0.00	43,971.79	0.00	4,866.09	48,837.88
0000322176	*C-BUS OPERATOR (DATE LAST EMPLOYED 31-MAR-10)	29,515.20	30,992.00	1,476.80	22,054.69	976.62	1,270.82	24,302.13
0000306122	*JOURNEYMAN BODY REPAIR	43,804.80	43,804.80	0.00	43,965.89	3,854.95	200.00	48,020.84
0000306123	*RAIL STATION CLEANER	28,412.80	28,412.80	0.00	28,866.49	753.01	546.40	30,165.90
0000322957	DIR REGIONAL SERVICES COORD	82,000.10	82,000.10	0.00	78,846.64	0.00	0.00	78,846.64
0000305623	MEDIA SALES REP	26,773.50	26,773.50	0.00	26,773.76	154.47	1,338.68	28,266.91
0000302168	*BUS OPERATOR	40,643.20	40,643.20	0.00	23,086.58	797.58	208.00	24,092.16
0000304972	*BUS OPERATOR	40,643.20	40,643.20	0.00	41,246.14	10,151.07	3,334.40	54,731.61
0000319204	JOC WORK ORDER COORDINATOR	56,420.52	56,420.52	0.00	54,250.65	0.00	3,760.90	58,011.55
0000305993	TRANSIT POLICE OFFICER SR	54,787.20	54,787.20	0.00	51,626.40	5,906.78	0.00	57,533.18
0000304596	SUPV BUS MAINTENANCE	53,830.40	53,830.40	0.00	53,830.40	6,702.92	0.00	60,533.32
0000321837	*BUS OPERATOR	31,491.20	34,548.80	3,057.60	32,575.03	7,299.39	208.00	40,082.42
0000319540	*JOURNEYMAN ET-RADIO MAINT	42,390.40	43,804.80	1,414.40	40,201.72	3,654.26	200.00	44,055.98
0000303422	*MOBILITY OPERATOR	30,409.60	30,409.60	0.00	26,517.07	3,207.35	208.00	29,932.42
0000323658	*BUS OPERATOR	31,491.20	31,491.20	0.00	19,716.63	580.49	208.00	20,505.12
0000304167	SUPV RAIL LINE	48,048.00	48,048.00	0.00	47,817.00	1,848.01	0.00	49,665.01
0000305151	*MATERIAL CONTROLLER LEAD	43,659.20	43,659.20	0.00	43,853.37	2,385.05	2,518.80	48,757.22
0000302646	*RAIL OPERATOR	40,643.20	40,643.20	0.00	41,167.19	9,754.54	208.00	51,129.73
0000304996	*JOURNEYMAN OVERHAULER	43,118.40	43,804.80	686.40	43,894.57	1,485.04	200.00	45,579.61
0000306099	*JOURNEYMAN AUTOMOTIVE TECH	43,804.80	43,804.80	0.00	44,594.46	1,763.38	1,884.80	48,242.64
0000320317	*FILING CLERK	30,409.60	31,699.20	1,289.60	31,054.40	0.00	0.00	31,054.40
0000315360	*BUS OPERATOR	40,643.20	40,643.20	0.00	34,724.58	5,565.47	208.00	40,498.05
0000306414	*BUS OPERATOR	40,643.20	40,643.20	0.00	40,047.89	2,482.99	208.00	42,738.88
0000305769	*JOURNEYMAN ET-TRAIN CONTROL	43,804.80	43,804.80	0.00	44,520.74	14,744.76	5,886.20	65,151.70
0000302346	CONTRACT EMP ADMIN SUPPORT	0.00	0.00	0.00	39,375.00	2,126.25	0.00	41,501.25
0000319874	*MOBILITY OPERATOR	26,083.20	27,414.40	1,331.20	25,512.93	8,343.13	208.00	34,064.06
0000320999	AUDITOR III	63,922.30	63,922.30	0.00	61,463.94	0.00	1,966.80	63,430.74
0000323705	*BUS OPERATOR	31,491.20	31,491.20	0.00	19,525.72	675.20	208.00	20,408.92
0000318200	*BUS OPERATOR	40,643.20	40,643.20	0.00	36,024.09	3,315.08	208.00	39,547.17
0000324192	ELEV ESCALATOR SAFE INSPEC II	64,018.50	66,553.50	2,535.00	62,921.50	7,543.79	0.00	70,465.29
0000305171	*MATERIAL CONTROLLER LEAD	43,659.20	43,659.20	0.00	43,659.29	346.34	2,518.80	46,524.43
0000323983	TRANSIT POLICE OFFICER	37,024.00	38,500.80	1,476.80	37,737.30	2,837.66	0.00	40,574.96
0000306237	*APPRENTICE MECHANIC	35,921.60	39,228.80	3,307.20	30,548.95	3,721.27	138.16	34,408.38
0000306031	*JOURNEYMAN ELEC POWER ELECT	43,804.80	43,804.80	0.00	44,128.80	1,645.55	200.00	45,974.35
0000309236	CONTRACT PROFESSIONAL	0.00	0.00	0.00	113,900.00	2,270.00	0.00	116,170.00

MARTOC REPORT

EE NUMBER	TITLE	FY 09 BASE SALARY	FY 10 BASE SALARY	DIFFERENCE +/-	REGULAR EARNINGS	OVERTIME EARNINGS	OTHER EARNINGS	TOTAL EARNINGS
0000305792	(DATE LAST EMPLOYED 25-JUN-10) TRANSIT POLICE OFFICER SR	54,787.20	54,787.20	0.00	49,787.20	968.00	4,161.72	54,916.92
0000305677	BUILDING MAINT SPEC II	48,900.80	48,900.80	0.00	47,020.27	0.00	3,385.80	50,406.07
0000306013	*JOURNEYMAN ET-RAIL CAR MAINT	43,804.80	43,804.80	0.00	43,673.09	55.29	3,780.20	47,508.58
0000305270	DISPATCHER MOBILITY	38,126.40	38,126.40	0.00	38,098.91	728.64	366.60	39,194.15
0000303172	TRANSIT POLICE OFFICER SPECIAL	56,971.20	56,971.20	0.00	58,066.83	26,222.76	5,478.00	89,767.59
0000302029	TRANSIT POLICE SERGEANT	60,964.80	63,398.40	2,433.60	61,811.71	20,219.45	0.00	82,031.16
0000305283	*JOURNEYMAN RAIL CAR MECHANIC	43,804.80	43,804.80	0.00	44,073.23	1,982.29	2,026.96	48,082.48
0000324754	IT QUALITY ASSURANCE ANALYST	63,557.26	63,557.26	0.00	46,576.09	0.00	0.00	46,576.09
0000321211	*RAIL STATION CLEANER	28,412.80	28,412.80	0.00	28,705.98	163.92	0.00	28,869.90
0000306558	FARE COLLECTION ASST	30,556.50	30,556.50	0.00	30,917.20	3,449.48	1,606.18	35,972.86
0000302872	*JOURNEYMAN RAIL CAR MECHANIC	43,804.80	43,804.80	0.00	44,104.80	3,080.03	1,884.80	49,069.63
0000320370	*SERVICEPERSON VII GROUNDSKEEPER	32,281.60	32,281.60	0.00	32,319.02	1,222.20	0.00	33,541.22
0000322050	ROOFING PROGRAM SPECIALIST	37,828.18	37,828.18	0.00	36,373.51	0.00	0.00	36,373.51
0000319809	*BUS OPERATOR	37,606.40	40,643.20	3,036.80	39,969.59	6,209.62	1,771.20	47,950.41
0000304316	RAIL SERVICES CONTROLLER	50,440.00	52,520.00	2,080.00	50,620.88	2,257.02	9,780.00	62,657.90
0000304242	REVENUE OPERATIONS ANALYST II	56,763.20	56,763.20	0.00	54,580.30	0.00	5,894.78	60,475.08
0000303200	*MOBILITY OPERATOR	30,409.60	30,409.60	0.00	29,817.06	15,296.28	208.00	45,321.34
0000323169	*BUS OPERATOR	28,454.40	31,491.20	3,036.80	31,077.30	3,984.87	208.00	35,270.17
0000303208	FOREMAN CUSTODIAL SERVICES	44,324.80	44,324.80	0.00	44,324.80	1,193.36	3,409.60	48,927.76
0000322745	*SERVICEPERSON I (A)	32,281.60	32,281.60	0.00	33,248.96	6,297.24	620.80	40,167.00
0000315251	*BUS OPERATOR	40,643.20	40,643.20	0.00	35,289.29	3,374.25	208.00	38,871.54
0000317857	*JOURNEYMAN ET-TELEPHONE MAINT	43,804.80	43,804.80	0.00	44,773.47	16,537.52	200.00	61,510.99
0000321691	*BUS OPERATOR	31,491.20	34,548.80	3,057.60	35,140.89	13,983.82	208.00	49,332.71
0000303619	DEPARTMENT ADMINISTRATOR	59,478.90	59,478.90	0.00	57,191.59	0.00	6,625.82	63,817.41
0000302674	*BUS OPERATOR	40,643.20	40,643.20	0.00	42,348.11	11,288.04	208.00	53,844.15
0000303658	SUPT RAIL CAR MAINT (DATE LAST EMPLOYED 01-APR-10)	73,634.60	73,634.60	0.00	52,394.07	0.00	2,857.01	55,251.08
0000302080	*JOURNEYMAN ELEC POWER ELECT	43,804.80	43,804.80	0.00	45,404.21	9,768.34	1,463.60	56,636.15
0000321898	*BUS OPERATOR	31,491.20	34,548.80	3,057.60	34,326.38	3,714.22	722.91	38,763.51
0000318842	*BUS OPERATOR	40,643.20	40,643.20	0.00	41,724.19	11,556.27	950.52	54,230.98
0000324056	*SERVICEPERSON I (A)	28,912.00	29,182.40	270.40	28,321.97	2,075.00	0.00	30,396.97
0000324895	OPTICAL NETWORK ENGINEER	81,000.14	81,000.14	0.00	49,846.33	0.00	0.00	49,846.33
0000323711	*BUS OPERATOR	31,491.20	31,491.20	0.00	20,303.19	552.58	208.00	21,063.77
0000306032	FOREMAN CUSTODIAL SERVICES	48,172.80	48,172.80	0.00	48,172.80	7,318.56	2,316.00	57,807.36
0000302283	*BUS OPERATOR	40,643.20	40,643.20	0.00	41,553.16	20,263.63	3,998.76	65,815.55

MARTOC REPORT

EE NUMBER	TITLE	FY 09	FY 10	DIFFERENCE	REGULAR	OVERTIME	OTHER	TOTAL
		BASE SALARY	BASE SALARY	+/-	EARNINGS	EARNINGS	EARNINGS	EARNINGS
0000322066	*CUSTOMER INFORMATION OPERATOR	27,352.00	30,409.60	3,057.60	29,103.60	1,569.90	0.00	30,673.50
0000315987	*BUS OPERATOR	40,643.20	40,643.20	0.00	43,154.39	5,337.19	794.20	49,285.78
0000323698	*BUS OPERATOR	31,491.20	31,491.20	0.00	23,069.76	2,048.35	208.00	25,326.11
0000315011	SUPV FIELD RESEARCH	0.00	0.00	0.00	24,823.25	3,127.16	0.00	27,950.41
0000319393	*RAIL OPERATOR	37,606.40	40,643.20	3,036.80	39,460.73	5,713.98	208.00	45,382.71
0000322583	CONTRACT EMP PT	0.00	0.00	0.00	29,247.54	135.86	0.00	29,383.40
0000305612	*BUS OPERATOR	40,643.20	40,643.20	0.00	39,157.05	5,020.33	1,595.34	45,772.72
0000305224	ARCHITECT IV	63,617.84	63,617.84	0.00	61,171.28	0.00	3,669.75	64,841.03
0000303775	*BUS OPERATOR	40,643.20	40,643.20	0.00	40,481.38	1,396.68	208.00	42,086.06
0000317404	TRANSIT POLICE OFFICER SR	48,713.60	50,668.80	1,955.20	51,063.71	19,063.26	0.00	70,126.97
0000320290	*BUS OPERATOR	37,606.40	40,643.20	3,036.80	38,561.92	2,817.09	208.00	41,587.01
0000304648	TRANSIT POLICE SERGEANT	65,936.00	65,936.00	0.00	67,513.80	26,794.48	6,974.00	101,282.28
0000302639	TRANSIT POLICE OFFICER SR	54,787.20	54,787.20	0.00	55,735.44	21,908.40	4,846.56	82,490.40
0000318797	*BUS OPERATOR	40,643.20	40,643.20	0.00	27,036.55	3,285.71	442.48	30,764.74
0000306014	TRANSIT POLICE SERGEANT	56,368.00	58,614.40	2,246.40	58,535.41	17,005.25	3,381.60	78,922.26
0000305513	LINE SUPERVISOR	44,616.00	44,616.00	0.00	44,616.01	19,501.39	4,290.00	68,407.40
0000324487	STRUCTURAL ENGINEER IV	63,576.76	63,576.76	0.00	60,642.76	0.00	0.00	60,642.76
0000322863	*INSPECTOR	40,206.40	41,267.20	1,060.80	40,927.51	3,424.11	200.00	44,551.62
0000304223	DIVISION DISPATCHER	49,649.60	49,649.60	0.00	49,649.60	3,307.04	954.80	53,911.44
0000303207	SUPV MOBILITY TRANSPORTATION	44,408.00	44,408.00	0.00	44,408.00	4,244.48	28.61	48,681.09
0000303011	CONTRACT PROFESSIONAL	0.00	0.00	0.00	51,489.00	4,872.15	0.00	56,361.15
0000309139	*SERVICEPERSON II	28,412.80	30,472.00	2,059.20	29,443.54	1,883.76	1,957.40	33,284.70
0000302482	*BUS OPERATOR	40,643.20	40,643.20	0.00	40,961.14	5,620.55	3,725.20	50,306.89
0000322153	*BUS OPERATOR	31,491.20	34,548.80	3,057.60	33,977.36	2,053.23	571.36	36,601.95
0000320078	*BUS OPERATOR	37,606.40	40,643.20	3,036.80	41,007.92	4,766.34	989.60	46,763.86
0000304833	INSTRUCTOR BUS OPERATIONS	57,761.60	57,761.60	0.00	55,540.00	3,249.09	4,857.81	63,646.90
0000305220	SUPV RAIL LINE	48,048.00	48,048.00	0.00	48,048.00	9,778.04	4,158.00	61,984.04
0000302670	*JOURNEYMAN RAIL CAR MECHANIC	43,804.80	43,804.80	0.00	43,357.17	13,212.56	4,412.00	60,981.73
0000323530	*BUS OPERATOR	28,454.40	31,491.20	3,036.80	31,896.19	10,542.02	813.60	43,251.81
0000321205	HORTICULTURALIST (DATE LAST EMPLOYED 02-JUL-10)	60,921.90	60,921.90	0.00	58,547.93	0.00	3,749.75	62,297.68
0000305222	*BUS OPERATOR	40,643.20	40,643.20	0.00	41,682.89	3,906.57	208.00	45,797.46
0000302998	*JOURNEYMAN RAIL CAR MECHANIC	43,804.80	43,804.80	0.00	31,974.04	0.00	200.00	32,174.04
0000304794	*BUS OPERATOR	40,643.20	40,643.20	0.00	42,017.20	42,396.23	4,116.00	88,529.43
0000302857	SUPV BUS TRANSPORTATION	50,731.20	50,731.20	0.00	50,340.96	365.85	4,390.20	55,097.01
0000302396	*SERVICEPERSON V	43,118.40	43,118.40	0.00	40,791.06	248.76	3,346.24	44,386.06

MARTOC REPORT

EE NUMBER	TITLE	FY 09 BASE SALARY	FY 10 BASE SALARY	DIFFERENCE +/-	REGULAR EARNINGS	OVERTIME EARNINGS	OTHER EARNINGS	TOTAL EARNINGS
0000306482	(DATE LAST EMPLOYED 01-JUN-10) MOBILITY CUSTOMER CARE REP	36,523.50	36,523.50	0.00	35,076.97	1,104.26	1,666.97	37,848.20
0000306595	*JOURNEYMAN ET-RAIL CAR MAINT	43,804.80	43,804.80	0.00	44,189.17	355.40	200.00	44,744.57
0000304116	ADMINISTRATIVE ASSISTANT	31,512.00	31,512.00	0.00	30,138.40	242.40	2,092.72	32,473.52
0000305223	*BUS OPERATOR	40,643.20	40,643.20	0.00	40,823.35	6,688.35	208.00	47,719.70
0000306024	*BUS OPERATOR	40,643.20	40,643.20	0.00	40,971.89	5,555.56	208.00	46,735.45
0000323603	*BUS OPERATOR	28,454.40	31,491.20	3,036.80	31,321.74	8,280.65	470.38	40,072.77
0000320046	*JOURNEYMAN SUPPORT EQUIPMENT	42,390.40	43,804.80	1,414.40	43,763.14	986.42	200.00	44,949.56
0000304054	*REVENUE AGENT	41,308.80	41,308.80	0.00	41,879.81	2,435.36	4,448.64	48,763.81
0000318263	*BUS OPERATOR	40,643.20	40,643.20	0.00	40,987.28	6,545.64	794.20	48,327.12
0000306636	TRANSIT POLICE OFFICER SPECIAL	56,971.20	56,971.20	0.00	58,833.72	23,780.19	7,121.40	89,735.31
0000323533	*BUS OPERATOR	28,454.40	31,491.20	3,036.80	30,974.20	3,120.50	208.00	34,302.70
0000303233	*BUS OPERATOR	40,643.20	40,643.20	0.00	39,127.48	7,155.81	911.44	47,194.73
0000302879	(DATE LAST EMPLOYED 01-JUN-10) *BUS OPERATOR	40,643.20	40,643.20	0.00	41,272.31	12,875.72	989.60	55,137.63
0000320172	SUPV FIELD RESEARCH	0.00	0.00	0.00	25,901.25	6,007.50	0.00	31,908.75
0000315147	*SERVICEPERSON I	28,412.80	30,472.00	2,059.20	29,676.54	422.93	1,108.80	31,208.27
0000320557	ADMINISTRATIVE ASSISTANT	31,005.00	31,005.00	0.00	29,812.50	0.00	1,967.63	31,780.13
0000319700	SR ASSOCIATE COUNSEL	94,668.86	94,668.86	0.00	91,027.89	0.00	0.00	91,027.89
0000324047	AGM HUMAN RESOURCES	165,500.14	165,500.14	0.00	159,134.93	0.00	0.00	159,134.93
0000302090	*HOSTLER JUNIOR APPRENTICE	30,680.00	34,008.00	3,328.00	22,141.76	9,362.34	0.00	31,504.10
0000317514	BUSINESS ANALYST III	74,486.88	74,486.88	0.00	63,997.29	2,128.00	0.00	66,125.29
0000302198	MGR CUSTOMER CARE CENTER	74,447.62	74,447.62	0.00	71,584.38	0.00	4,390.70	75,975.08
0000306560	TRANSIT POLICE OFFICER SPECIAL	56,971.20	56,971.20	0.00	60,203.22	20,378.34	7,669.20	88,250.76
0000316509	*STATION AGENT	33,800.00	37,169.60	3,369.60	30,200.33	2,358.85	0.00	32,559.18
0000314979	RAIL SERVICES CONTROLLER	57,720.00	57,720.00	0.00	56,221.50	9,726.46	2,220.00	68,167.96
0000303927	*BUS OPERATOR	40,643.20	40,643.20	0.00	42,331.94	42,648.01	3,334.40	88,314.35
0000303291	*BUS OPERATOR	40,643.20	40,643.20	0.00	37,481.81	6,854.50	2,943.60	47,279.91
0000319412	SR TECHNICAL SERVICES ENGINEER	87,964.24	87,964.24	0.00	88,615.34	2,200.00	0.00	90,815.34
0000302107	*RAIL OPERATOR	40,643.20	40,643.20	0.00	41,273.33	1,617.40	3,334.40	46,225.13
0000322551	*BUS OPERATOR	31,491.20	34,548.80	3,057.60	33,280.81	4,153.71	1,116.40	38,550.92
0000305582	*JOURNEYMAN ET-TRAIN CONTROL	43,804.80	43,804.80	0.00	30,426.46	7,684.32	17,525.44	55,636.22
0000305818	(DATE LAST EMPLOYED 23-FEB-10) *JOURNEYMAN ET-RAIL CAR MAINT	43,804.80	43,804.80	0.00	44,167.98	4,051.44	200.00	48,419.42
0000303756	DIR CONTRACTS PROC MATERIALS	103,246.52	103,246.52	0.00	99,275.81	0.00	8,509.53	107,785.34
0000315941	STRATEGIC PLANNER SR	73,762.00	73,762.00	0.00	70,925.08	0.00	2,837.26	73,762.34
0000303526	TRANSIT POLICE SERGEANT	58,614.40	60,964.80	2,350.40	60,749.17	13,846.22	4,689.60	79,284.99

MARTOC REPORT

EE NUMBER	TITLE	FY 09	FY 10	DIFFERENCE	REGULAR	OVERTIME	OTHER	TOTAL
		BASE SALARY	BASE SALARY	+/-	EARNINGS	EARNINGS	EARNINGS	EARNINGS
0000303531	ACCOUNTANT III	57,910.06	57,910.06	0.00	54,791.89	0.00	6,013.78	60,805.67
0000315440	RESEARCH SURVEYOR	0.00	0.00	0.00	21,826.00	4,963.02	0.00	26,789.02
0000315524	*SERVICEPERSON I (A)	32,281.60	32,281.60	0.00	32,431.07	1,585.94	0.00	34,017.01
0000303812	*BUS OPERATOR (DATE LAST EMPLOYED 01-JUN-10)	40,643.20	40,643.20	0.00	30,153.38	391.03	1,771.20	32,315.61
0000312404	ACCOUNTING SPECIALIST III (DATE LAST EMPLOYED 30-JUL-10)	36,309.00	43,075.50	6,766.50	28,196.62	827.94	1,959.45	30,984.01
0000305295	SYSTEM SAFETY OFFICER	60,279.44	60,279.44	0.00	60,279.75	0.00	6,877.79	67,157.54
0000305571	QA ENGINEER	83,179.98	83,179.98	0.00	79,981.37	0.00	0.00	79,981.37
0000317818	*STATION AGENT	33,800.00	37,169.60	3,369.60	33,964.18	4,974.49	0.00	38,938.67
0000320582	*SERVICEPERSON I	28,412.80	31,824.00	3,411.20	30,767.12	3,914.67	956.20	35,637.99
0000302211	ASST SUPT MOBILITY DISPATCH	48,650.16	48,650.16	0.00	46,779.22	0.00	4,846.98	51,626.20
0000303086	*BUS OPERATOR	40,643.20	40,643.20	0.00	31,314.38	5,315.77	1,614.88	38,245.03
0000303653	*BUS OPERATOR	40,643.20	40,643.20	0.00	41,234.69	3,819.20	208.00	45,261.89
0000303841	*BUS OPERATOR	40,643.20	40,643.20	0.00	35,952.79	8,656.52	208.00	44,817.31
0000304366	*INSPECTOR	43,118.40	43,118.40	0.00	43,459.86	14,202.80	200.00	57,862.66
0000305473	TRANSIT POLICE SERGEANT	58,614.40	60,964.80	2,350.40	60,994.84	18,873.90	4,689.60	84,558.34
0000304488	SUPV BUS TRANSPORTATION	55,432.00	55,432.00	0.00	55,432.00	8,393.45	12,792.00	76,617.45
0000302873	*BUS OPERATOR	40,643.20	40,643.20	0.00	43,655.79	18,359.90	794.20	62,809.89
0000319450	*SERVICEPERSON IV	32,281.60	34,008.00	1,726.40	33,968.65	8,356.42	993.28	43,318.35
0000304696	DISPATCHER-RAIL TRANSPORTATION	52,249.60	52,249.60	0.00	52,249.60	6,281.26	6,514.37	65,045.23
0000306017	DIR ADMINISTRATIVE SERVICES	101,576.02	101,576.02	0.00	96,887.92	0.00	8,594.85	105,482.77
0000303873	*BUS OPERATOR	40,643.20	40,643.20	0.00	42,821.44	14,741.28	208.00	57,770.72
0000321432	GEN SUPT MOBILITY	73,000.20	73,000.20	0.00	68,927.12	0.00	2,700.93	71,628.05
0000317238	*SMALL BUS OPERATOR FT	28,766.40	30,409.60	1,643.20	24,613.61	1,448.46	208.00	26,270.07
0000306131	EXEC DIR DIVERSITY & EQUAL OPP	112,334.56	112,334.56	0.00	108,014.09	0.00	30,769.85	138,783.94
0000317610	EEO DBE ANALYST	56,008.68	56,008.68	0.00	53,854.66	0.00	0.00	53,854.66
0000319133	*STATION AGENT	33,800.00	37,169.60	3,369.60	37,003.98	11,950.26	714.80	49,669.04
0000302635	*BUS OPERATOR	40,643.20	40,643.20	0.00	40,285.17	2,458.65	208.00	42,951.82
0000306610	*BUS OPERATOR	40,643.20	40,643.20	0.00	39,457.96	2,882.73	208.00	42,548.69
0000323704	*BUS OPERATOR	31,491.20	31,491.20	0.00	22,159.18	1,176.40	208.00	23,543.58
0000320685	*BUS OPERATOR	37,606.40	40,643.20	3,036.80	38,605.62	4,626.43	208.00	43,440.05
0000321979	*JOURNEYMAN RAIL CAR MECHANIC	41,392.00	43,804.80	2,412.80	42,159.99	1,299.85	200.00	43,659.84
0000303954	ELEV ESCALATOR SAFE INSPEC II	67,002.00	67,002.00	0.00	64,425.00	6,837.64	5,154.00	76,416.64
0000302852	*RAIL OPERATOR	40,643.20	40,643.20	0.00	42,105.16	17,552.15	2,201.08	61,858.39
0000320764	FOREMAN POWER (DATE LAST EMPLOYED 27-JUL-10)	52,104.00	52,104.00	0.00	51,853.50	8,466.98	2,004.00	62,324.48

MARTOC REPORT

EE NUMBER	TITLE	FY 09	FY 10	DIFFERENCE	REGULAR	OVERTIME	OTHER	TOTAL
		BASE SALARY	BASE SALARY	+/-	EARNINGS	EARNINGS	EARNINGS	EARNINGS
0000304709	TRANSIT POLICE SERGEANT	65,936.00	65,936.00	0.00	67,679.50	26,247.60	5,072.00	98,999.10
0000305155	*BUS OPERATOR	40,643.20	40,643.20	0.00	41,641.73	13,910.36	208.00	55,760.09
0000304737	SR CONTRACT SPECIALIST (DATE LAST EMPLOYED 01-APR-10)	69,616.56	69,616.56	0.00	53,015.75	0.00	7,965.75	60,981.50
0000316422	*REPROGRAPHICS SPEC I	26,395.20	26,395.20	0.00	22,338.18	0.00	0.00	22,338.18
0000302699	*INSPECTOR	43,118.40	43,118.40	0.00	42,687.18	14,972.42	8,558.90	66,218.50
0000302689	*MOBILITY OPERATOR	30,409.60	30,409.60	0.00	32,023.95	18,936.70	208.00	51,168.65
0000306263	*JOURNEYMAN ELEC POWER ELECT	43,804.80	43,804.80	0.00	44,216.81	592.35	200.00	45,009.16
0000304846	*RAIL STATION CLEANER	28,412.80	28,412.80	0.00	29,689.49	4,292.66	737.64	34,719.79
0000322736	*INSPECTOR	40,206.40	41,267.20	1,060.80	41,204.99	6,414.86	200.00	47,819.85
0000302964	*BUS OPERATOR	40,643.20	40,643.20	0.00	40,633.21	8,272.28	6,460.80	55,366.29
0000303013	*RAIL OPERATOR	40,643.20	40,643.20	0.00	41,129.20	22,628.67	3,686.12	67,443.99
0000324226	CONTRACT PROFESSIONAL	0.00	0.00	0.00	46,410.00	195.00	0.00	46,605.00
0000305391	*BUS OPERATOR (DATE LAST EMPLOYED 01-MAR-10)	40,643.20	40,643.20	0.00	28,499.12	1,713.49	12,387.87	42,600.48
0000306348	OFFICE ADMINISTRATOR II	57,317.78	57,317.78	0.00	55,113.55	0.00	6,282.13	61,395.68
0000304342	*REVENUE AGENT	41,308.80	41,308.80	0.00	41,264.13	3,031.19	6,092.06	50,387.38
0000304069	*TRACK WALKER	43,118.40	43,118.40	0.00	41,827.47	1,725.79	0.00	43,553.26
0000304663	*RAIL OPERATOR	40,643.20	40,643.20	0.00	41,266.24	13,722.49	4,897.60	59,886.33
0000324396	*JOURNEYMAN ET-TRAIN CONTROL	39,603.20	41,080.00	1,476.80	40,713.68	10,759.20	200.00	51,672.88
0000321201	*STATION AGENT	33,800.00	37,169.60	3,369.60	36,738.99	9,910.44	487.50	47,136.93
0000303055	*JOURNEYMAN SUPPORT EQUIPMENT	43,804.80	43,804.80	0.00	44,099.54	2,211.34	1,042.40	47,353.28
0000305991	*JOURNEYMAN ELEC POWER ELECT	43,804.80	43,804.80	0.00	44,714.14	7,619.57	200.00	52,533.71
0000324255	*C-BUS OPERATOR (DATE LAST EMPLOYED 31-MAR-10)	28,454.40	28,454.40	0.00	22,665.75	1,907.84	171.92	24,745.51
0000322806	*BUS OPERATOR	31,491.20	34,548.80	3,057.60	32,816.63	24,313.23	2,201.20	59,331.06
0000320494	RIDESTORE CLERK PT	0.00	0.00	0.00	18,624.98	1,678.97	0.00	20,303.95
0000302776	TRANSIT POLICE SERGEANT	65,936.00	65,936.00	0.00	66,997.95	24,274.40	4,744.54	96,016.89
0000320612	*SERVICEPERSON IV	34,008.00	34,008.00	0.00	34,075.02	2,832.69	0.00	36,907.71
0000306003	*BUS OPERATOR	40,643.20	40,643.20	0.00	40,736.91	1,634.72	208.00	42,579.63
0000306438	QA ENGINEER	71,664.84	71,664.84	0.00	60,511.29	0.00	3,123.75	63,635.04
0000306620	TRANSIT POLICE SERGEANT	56,368.00	58,614.40	2,246.40	59,444.68	11,205.91	1,680.00	72,330.59
0000322448	*C-BUS OPERATOR (DATE LAST EMPLOYED 31-MAR-10)	29,515.20	29,515.20	0.00	23,044.18	2,726.46	633.70	26,404.34
0000304662	*BUS OPERATOR	40,643.20	40,643.20	0.00	37,085.11	3,906.53	208.00	41,199.64
0000302532	*JOURNEYMAN ET-TRAIN CONTROL	43,804.80	43,804.80	0.00	44,847.18	6,926.18	1,042.40	52,815.76
0000305268	BUSINESS MGMT SPECIALIST	81,343.60	76,546.08	-4,797.52	74,340.14	0.00	6,207.32	80,547.46
0000318545	*TRACK MAINTAINER	43,118.40	43,118.40	0.00	43,646.46	2,674.23	0.00	46,320.69

MARTOC REPORT

EE NUMBER	TITLE	FY 09	FY 10	DIFFERENCE	REGULAR	OVERTIME	OTHER	TOTAL
		BASE SALARY	BASE SALARY	+/-	EARNINGS	EARNINGS	EARNINGS	EARNINGS
0000304820	SUPV BUS TRANSPORTATION	51,168.00	51,168.00	0.00	51,168.00	6,346.80	0.00	57,514.80
0000323633	BUSINESS PROCESS ANALYST	73,256.30	73,256.30	0.00	70,103.03	380.00	0.00	70,483.03
0000320553	CJIT-POLICE DISPATCHER	33,696.00	33,696.00	0.00	34,179.37	8,175.01	195.86	42,550.24
0000302856	SUPV CUSTOMER INFO CENTR	53,266.20	53,266.20	0.00	53,266.25	0.00	2,260.46	55,526.71
0000320233	ASSISTANT CHIEF OF POLICE	99,275.28	99,275.28	0.00	95,457.07	0.00	0.00	95,457.07
0000314813	*BUS OPERATOR	40,643.20	40,643.20	0.00	42,202.76	5,029.38	3,041.30	50,273.44
0000315389	*BUS OPERATOR	40,643.20	40,643.20	0.00	28,186.61	66.55	208.00	28,461.16
0000303661	DISPATCHER RADIO COMMUNICATION	51,168.00	51,168.00	0.00	51,168.00	4,464.90	0.00	55,632.90
0000304620	SUPV CAR REPAIR INSPECTION	60,736.00	60,736.00	0.00	60,736.00	233.60	0.00	60,969.60
0000302539	*BUS OPERATOR	40,643.20	40,643.20	0.00	42,114.93	34,810.85	2,629.40	79,555.18
0000302436	*JOURNEYMAN SUPPORT EQUIPMENT	43,804.80	43,804.80	0.00	44,526.00	6,286.45	200.00	51,012.45
0000319453	*SECRETARY (N8)	30,409.60	30,409.60	0.00	30,252.46	339.98	1,365.81	31,958.25
0000321024	*BUS OPERATOR	37,606.40	40,643.20	3,036.80	24,339.40	3,913.00	208.00	28,460.40
0000305266	*STATION AGENT	33,800.00	37,169.60	3,369.60	37,229.86	3,261.45	0.00	40,491.31
0000321028	*BUS OPERATOR	37,606.40	40,643.20	3,036.80	39,362.51	10,672.80	208.00	50,243.31
0000320099	*JOURNEYMAN SUPPORT EQUIPMENT	42,390.40	43,804.80	1,414.40	43,778.41	86.89	200.00	44,065.30
0000303710	SUPV BUS MAINTENANCE	53,497.60	53,497.60	0.00	53,497.60	13,168.64	6,172.80	72,839.04
0000323066	NETWORK OPERATIONS CENTER TECH	57,889.00	57,889.00	0.00	55,662.49	0.00	4,453.26	60,115.75
0000304968	*INSPECTOR	41,662.40	43,118.40	1,456.00	42,330.10	10,183.46	365.84	52,879.40
0000302379	*BUS OPERATOR	40,643.20	40,643.20	0.00	25,731.02	0.00	208.00	25,939.02
0000318400	*SERVICEPERSON I (A)	32,281.60	32,281.60	0.00	30,874.80	8,227.34	0.00	39,102.14
0000303362	*BUS OPERATOR	40,643.20	40,643.20	0.00	41,450.34	11,333.70	2,220.62	55,004.66
0000302965	SUPV COMMUNICATIONS	47,299.20	47,299.20	0.00	47,289.65	14,530.86	1,819.20	63,639.71
0000320929	*SERVICEPERSON IV	34,008.00	34,008.00	0.00	36,133.29	10,840.22	0.00	46,973.51
0000306273	*MOBILITY OPERATOR	30,409.60	30,409.60	0.00	27,704.92	202.90	208.00	28,115.82
0000320431	*MOBILITY OPERATOR	26,083.20	27,414.40	1,331.20	25,957.61	2,394.61	709.60	29,061.82
0000305648	*BUS OPERATOR	40,643.20	40,643.20	0.00	40,435.88	327.73	208.00	40,971.61
0000305649	GEN SUPT BUS TRANS OPERATIONS	75,289.50	75,289.50	0.00	72,394.10	0.00	9,227.81	81,621.91
0000317637	RECRUITING TECHNICIAN II	39,292.50	39,292.50	0.00	37,781.50	0.00	0.00	37,781.50
0000303092	*BUS OPERATOR	40,643.20	40,643.20	0.00	40,815.38	2,040.05	208.00	43,063.43
0000305867	*BUS OPERATOR	40,643.20	40,643.20	0.00	41,597.84	7,699.83	208.00	49,505.67
0000321866	*RAIL STATION CLEANER	26,894.40	28,412.80	1,518.40	28,697.76	602.82	546.40	29,846.98
0000324718	*JOURNEYMAN ET-HVAC	41,080.00	41,080.00	0.00	31,388.80	2,366.25	1,661.50	35,416.55
0000320451	*RAIL STATION CLEANER	28,412.80	28,412.80	0.00	29,259.20	5,409.36	1,652.86	36,321.42
0000320450	*RAIL STATION CLEANER	28,412.80	28,412.80	0.00	26,474.93	1,183.31	0.00	27,658.24

MARTOC REPORT

EE NUMBER	TITLE	FY 09	FY 10	DIFFERENCE	REGULAR	OVERTIME	OTHER	TOTAL
		BASE SALARY	BASE SALARY	+/-	EARNINGS	EARNINGS	EARNINGS	EARNINGS
0000321536	*BUS OPERATOR	31,491.20	34,548.80	3,057.60	34,546.70	5,744.31	1,204.60	41,495.61
0000306184	CONTRACT PROFESSIONAL (DATE LAST EMPLOYED 21-JUL-10)	0.00	0.00	0.00	43,325.00	3,075.00	0.00	46,400.00
0000315071	MOBILITY SYSTEM DATA SPECIALIST	30,654.00	30,654.00	0.00	28,947.60	872.46	0.00	29,820.06
0000320893	*CUSTOMER INFORMATION OPERATOR	30,409.60	31,699.20	1,289.60	26,773.62	3,067.12	0.00	29,840.74
0000302234	*BUS OPERATOR	40,643.20	40,643.20	0.00	41,358.09	17,252.23	4,116.00	62,726.32
0000320246	ACCOUNTING SYS ADM & PROJ MGR	72,000.24	72,000.24	0.00	69,231.05	0.00	2,769.00	72,000.05
0000302982	*BUS OPERATOR	40,643.20	40,643.20	0.00	42,465.90	17,500.26	208.00	60,174.16
0000304908	FOREMAN COMMUNICATION	54,995.20	54,995.20	0.00	54,995.20	1,784.70	0.00	56,779.90
0000303002	*BUS OPERATOR	40,643.20	40,643.20	0.00	41,583.53	21,233.74	1,771.20	64,588.47
0000303737	*RAIL STATION CLEANER	28,412.80	28,412.80	0.00	27,824.92	466.15	1,010.84	29,301.91
0000304713	*JOURNEYMAN ET-RAIL CAR MAINT	43,804.80	43,804.80	0.00	42,641.17	1,524.25	200.00	44,365.42
0000306141	*REVENUE AGENT	41,308.80	41,308.80	0.00	41,368.38	2,904.58	1,926.42	46,199.38
0000320752	*MOBILITY OPERATOR	24,564.80	24,564.80	0.00	21,024.57	1,776.02	208.00	23,008.59
0000304329	AGM POLICE SERVICES	140,172.50	140,172.50	0.00	134,781.45	0.00	10,782.13	145,563.58
0000320213	*RAIL OPERATOR	37,606.40	40,643.20	3,036.80	30,700.38	6,437.71	208.00	37,346.09
0000318114	*BUS OPERATOR	40,643.20	40,643.20	0.00	35,127.77	4,998.10	208.00	40,333.87
0000305536	*BUS OPERATOR	40,643.20	40,643.20	0.00	42,601.63	6,051.14	208.00	48,860.77
0000304153	*CUSTOMER INFORMATION OPERATOR	31,699.20	31,699.20	0.00	30,253.70	2,305.48	0.00	32,559.18
0000320350	*BUS OPERATOR	37,606.40	40,643.20	3,036.80	38,533.08	8,261.15	1,654.40	48,448.63
0000304796	*BUS OPERATOR	40,643.20	40,643.20	0.00	41,798.31	7,856.04	208.00	49,862.35
0000319666	RIDESTORE ASSISTANT (DATE LAST EMPLOYED 26-MAY-10)	29,035.50	29,035.50	0.00	27,397.85	3,741.26	2,642.98	33,782.09
0000322487	*SERVICEPERSON I (A)	32,281.60	32,281.60	0.00	32,756.20	2,095.21	0.00	34,851.41
0000315288	MGR MEDIA SALES	67,716.48	67,716.48	0.00	65,112.13	0.00	0.00	65,112.13
0000319167	MGR TECH SYSTEMS SUPPORT (DATE LAST EMPLOYED 01-DEC-09)	90,417.86	90,417.86	0.00	28,940.07	0.00	4,437.16	33,377.23
0000306125	DEPARTMENT ADMINISTRATOR	55,580.20	55,580.20	0.00	53,442.52	0.00	4,650.22	58,092.74
0000306512	SR DIR TRANSIT SYSTEM PLANNING	108,892.16	108,892.16	0.00	104,704.26	0.00	8,376.00	113,080.26
0000305774	*JOURNEYMAN RAIL CAR MECHANIC	43,804.80	43,804.80	0.00	44,220.71	4,256.84	1,042.40	49,519.95
0000302192	*BUS OPERATOR	40,643.20	40,643.20	0.00	41,078.43	1,152.80	208.00	42,439.23
0000306654	ACCOUNTING SPECIALIST III	44,128.50	44,128.50	0.00	42,431.51	0.00	0.00	42,431.51
0000320742	*BUS OPERATOR	37,606.40	40,643.20	3,036.80	38,960.89	3,565.38	1,654.40	44,180.67
0000304021	*JOURNEYMAN MACHINIST	43,804.80	43,804.80	0.00	45,042.97	3,553.88	2,727.20	51,324.05
0000324252	DIVERSITY EEO INVESTIGATOR	56,008.68	56,008.68	0.00	53,854.61	0.00	2,154.00	56,008.61
0000318681	*SMALL BUS OPERATOR FT	27,414.40	28,766.40	1,352.00	29,404.69	9,996.81	1,209.68	40,611.18
0000304158	CONTRACT PROFESSIONAL	0.00	0.00	0.00	65,115.00	1,350.00	0.00	66,465.00

MARTOC REPORT

EE NUMBER	TITLE	FY 09	FY 10	DIFFERENCE	REGULAR	OVERTIME	OTHER	TOTAL
		BASE SALARY	BASE SALARY	+/-	EARNINGS	EARNINGS	EARNINGS	EARNINGS
0000324182	*SERVICEPERSON I	28,828.80	30,472.00	1,643.20	30,136.57	175.80	1,040.15	31,352.52
0000320833	*BUS OPERATOR	37,606.40	40,643.20	3,036.80	38,647.22	16,332.00	2,162.00	57,141.22
0000303432	TRANSIT POLICE SERGEANT	65,936.00	65,936.00	0.00	67,116.84	6,086.46	5,072.00	78,275.30
0000303767	ENTERPRISE UNIX SYS ENGINEER	62,204.22	62,204.22	0.00	59,812.01	0.00	8,963.89	68,775.90
0000318147	FIELD INSPECTOR	53,999.98	53,999.98	0.00	51,923.57	5,760.27	1,038.38	58,722.22
0000320318	*SERVICEPERSON I	28,828.80	30,472.00	1,643.20	29,159.72	0.00	0.00	29,159.72
0000323908	CONTRACTS ADMINISTRATOR I	57,888.22	57,888.22	0.00	55,661.86	0.00	0.00	55,661.86
0000305375	*BUS OPERATOR	40,643.20	40,643.20	0.00	41,836.69	18,749.13	208.00	60,793.82
0000303501	*INSPECTOR	43,118.40	43,118.40	0.00	45,346.32	1,570.36	200.00	47,116.68
0000303864	*BUS OPERATOR	40,643.20	40,643.20	0.00	43,452.92	17,215.33	1,771.20	62,439.45
0000324360	MGR ELEVATOR/ESCALATOR	100,000.16	100,000.16	0.00	96,154.28	0.00	3,846.16	100,000.44
0000323697	*JOURNEYMAN ET-TRAIN CONTROL	41,080.00	41,080.00	0.00	39,345.49	8,926.87	200.00	48,472.36
0000320983	*RAIL OPERATOR	37,606.40	40,643.20	3,036.80	39,202.81	4,715.53	930.98	44,849.32
0000306544	TRANSIT POLICE MAJOR	94,038.62	85,489.56	-8,549.06	86,607.80	0.00	12,647.63	99,255.43
0000315437	*SR TRAFFIC CHECKER	30,950.40	32,427.20	1,476.80	30,880.52	5,064.91	0.00	35,945.43
0000304415	*STATION AGENT	37,169.60	37,169.60	0.00	37,866.59	7,612.70	0.00	45,479.29
0000302710	PLANNER AUTOMATIC TRAIN CONTR (DATE LAST EMPLOYED 02-JUL-10)	54,995.20	54,995.20	0.00	54,995.20	3,199.24	0.00	58,194.44
0000318546	*MOBILITY OPERATOR	27,414.40	28,766.40	1,352.00	28,581.98	14,422.06	682.21	43,686.25
0000321030	*BUS OPERATOR	37,606.40	40,643.20	3,036.80	37,581.81	11,005.60	208.00	48,795.41
0000306762	MGR CAD	84,500.00	84,500.00	0.00	81,250.53	0.00	0.00	81,250.53
0000304814	*BUS OPERATOR	40,643.20	40,643.20	0.00	41,478.88	12,882.47	1,771.20	56,132.55
0000304615	SR CONFIG MGMT SPECIALIST	60,000.20	60,000.20	0.00	57,692.77	0.00	2,538.53	60,231.30
0000315278	*RAIL OPERATOR	40,643.20	40,643.20	0.00	40,488.33	5,132.87	208.00	45,829.20
0000319183	*TRACK MAINTAINER	41,267.20	41,392.00	124.80	41,458.97	1,237.48	0.00	42,696.45
0000306189	*SECRETARY (N8)	31,699.20	31,699.20	0.00	31,722.06	411.51	1,828.80	33,962.37
0000302780	ASST SUPT RADIO COMMUNICATION	56,273.10	56,273.10	0.00	54,109.11	0.00	4,959.26	59,068.37
0000302605	*MATERIAL CONTROLLER	40,643.20	42,369.60	1,726.40	41,910.37	2,954.54	2,444.40	47,309.31
0000303556	SUPT CONTROL CENTER	78,583.70	78,583.70	0.00	78,261.54	0.00	8,019.65	86,281.19
0000304248	DISPATCHER RADIO COMMUNICATION	52,312.00	52,312.00	0.00	52,286.85	1,288.95	3,018.00	56,593.80
0000302683	SUPV RAIL LINE (DATE LAST EMPLOYED 01-MAR-10)	50,731.20	50,731.20	0.00	28,466.24	682.92	9,788.44	38,937.60
0000302112	COMPUTER OPERATOR III (DATE LAST EMPLOYED 01-APR-10)	41,125.50	41,125.50	0.00	31,635.20	4,555.47	5,273.99	41,464.66
0000306929	*BUS OPERATOR	40,643.20	40,643.20	0.00	41,074.72	19,312.56	1,771.20	62,158.48
0000306058	FOREMAN TRACK & STRCT	48,921.60	48,921.60	0.00	48,804.00	17,681.16	0.00	66,485.16
0000308348	INFORMATION SYS ANALYST III	79,695.46	72,450.30	-7,245.16	72,729.19	0.00	5,572.88	78,302.07

MARTOC REPORT

EE NUMBER	TITLE	FY 09	FY 10	DIFFERENCE	REGULAR	OVERTIME	OTHER	TOTAL
		BASE SALARY	BASE SALARY	+/-	EARNINGS	EARNINGS	EARNINGS	EARNINGS
0000303482	JOC WORK ORDER COORDINATOR	63,359.14	63,359.14	0.00	60,922.77	0.00	4,873.50	65,796.27
0000302216	*INSPECTOR	43,118.40	43,118.40	0.00	43,351.05	248.77	200.00	43,799.82
0000305787	MGR AUDIT	79,352.00	79,352.00	0.00	76,300.27	0.00	6,103.50	82,403.77
0000304795	*BUS OPERATOR	40,643.20	40,643.20	0.00	41,428.66	13,956.68	2,162.00	57,547.34
0000303068	*SERVICEPERSON I (DATE LAST EMPLOYED 01-JUN-10)	31,824.00	31,824.00	0.00	19,200.60	350.00	795.60	20,346.20
0000303633	*BUS OPERATOR	40,643.20	40,643.20	0.00	41,547.95	31,226.47	3,334.40	76,108.82
0000323720	CONTRACT PROFESSIONAL (DATE LAST EMPLOYED 01-FEB-10)	0.00	0.00	0.00	40,687.50	3,717.00	0.00	44,404.50
0000322134	*BUS OPERATOR	31,491.20	34,548.80	3,057.60	32,912.77	4,493.33	208.00	37,614.10
0000315523	*SERVICEPERSON IV	34,008.00	34,008.00	0.00	36,490.75	17,848.27	0.00	54,339.02
0000323242	*BUS OPERATOR	28,454.40	31,491.20	3,036.80	31,511.75	6,896.84	208.00	38,616.59
0000304435	*JOURNEYMAN ELEC POWER ELECT	43,804.80	43,804.80	0.00	43,759.76	308.03	200.00	44,267.79
0000312853	COMMUNICATIONS SPECIALIST (DATE LAST EMPLOYED 11-JUN-10)	33,696.00	33,696.00	0.00	34,222.50	4,928.12	1,284.99	40,435.61
0000304055	*BUS OPERATOR	40,643.20	40,643.20	0.00	34,706.22	44.86	208.00	34,959.08
0000303982	INSTRUCTOR CAR MAINT MECH	48,984.00	48,984.00	0.00	47,100.01	0.00	0.00	47,100.01
0000302745	*STRUCTURAL INSPECTOR	43,118.40	43,118.40	0.00	43,625.72	3,265.00	1,658.40	48,549.12
0000306354	MGR ACCOUNTING	91,598.00	91,598.00	0.00	88,075.34	0.00	0.00	88,075.34
0000304867	*JOURNEYMAN BODY REPAIR	43,804.80	43,804.80	0.00	45,290.88	5,836.29	3,380.06	54,507.23
0000303300	*BUS OPERATOR	40,643.20	40,643.20	0.00	40,837.76	3,141.25	2,162.00	46,141.01
0000306386	EXECUTIVE MGR TO BOARD OF DIR	89,453.26	89,453.26	0.00	86,012.79	0.00	3,440.25	89,453.04
0000320103	*JOURNEYMAN ET-RAIL CAR MAINT (DATE LAST EMPLOYED 05-JUL-10)	42,390.40	43,804.80	1,414.40	43,125.59	3,272.02	200.00	46,597.61
0000304640	MGR TRACK & STRCT	87,105.98	82,354.74	-4,751.24	81,837.27	0.00	13,035.02	94,872.29
0000311975	*RAIL STATION CLEANER	24,024.00	24,024.00	0.00	19,492.85	597.10	0.00	20,089.95
0000316572	*TRACK WALKER	43,118.40	43,118.40	0.00	43,610.19	1,500.36	0.00	45,110.55
0000319539	*JOURNEYMAN ELEC POWER ELECT	42,390.40	43,804.80	1,414.40	44,640.04	7,025.46	200.00	51,865.50
0000302923	*BUS OPERATOR	40,643.20	40,643.20	0.00	41,166.59	685.89	1,966.60	43,819.08
0000315115	*BUS OPERATOR	40,643.20	40,643.20	0.00	39,206.20	16,068.48	3,318.19	58,592.87
0000323409	*BUS OPERATOR	28,454.40	31,491.20	3,036.80	27,486.98	2,550.95	208.00	30,245.93
0000322457	*C-BUS OPERATOR (DATE LAST EMPLOYED 31-MAR-10)	29,515.20	29,515.20	0.00	23,138.79	2,803.30	1,580.89	27,522.98
0000317765	*JOURNEYMAN RAIL CAR MECHANIC	43,804.80	43,804.80	0.00	49,078.00	0.00	1,884.80	50,962.80
0000321220	TRANSIT POLICE OFFICER SR	45,032.00	46,841.60	1,809.60	46,449.56	12,743.67	3,726.32	62,919.55
0000319524	SUPV RAIL CAR APPEARANCE	31,824.00	48,048.00	16,224.00	42,450.22	8,248.24	2,473.80	53,172.26
0000304536	MGR ROOFING PROGRAM	92,340.82	92,340.82	0.00	86,694.03	0.00	0.00	86,694.03
0000305799	DIR RAIL MAINTENANCE	106,080.26	106,080.26	0.00	102,000.26	0.00	14,008.00	116,008.26
0000305728	*BUS OPERATOR	40,643.20	40,643.20	0.00	41,710.30	5,608.88	208.00	47,527.18

MARTOC REPORT

EE NUMBER	TITLE	FY 09	FY 10	DIFFERENCE	REGULAR	OVERTIME	OTHER	TOTAL
		BASE SALARY	BASE SALARY	+/-	EARNINGS	EARNINGS	EARNINGS	EARNINGS
0000319306	*STATION AGENT	33,800.00	37,169.60	3,369.60	36,083.75	3,482.99	0.00	39,566.74
0000306563	SR RECRUITER (DATE LAST EMPLOYED 01-JAN-10)	63,891.10	63,891.10	0.00	33,911.46	0.00	4,629.66	38,541.12
0000321477	*BUS OPERATOR	31,491.20	34,548.80	3,057.60	34,371.49	9,464.34	1,869.00	45,704.83
0000321426	*BUS OPERATOR	31,491.20	34,548.80	3,057.60	34,991.43	4,848.53	208.00	40,047.96
0000320901	*STATION AGENT	33,800.00	37,169.60	3,369.60	36,452.85	4,233.48	0.00	40,686.33
0000305551	TRANSIT POLICE OFFICER SR	48,713.60	50,668.80	1,955.20	50,646.02	29,050.68	5,846.40	85,543.10
0000306428	TRANSIT POLICE OFFICER SR	54,787.20	54,787.20	0.00	51,212.01	3,970.77	1,955.01	57,137.79
0000321569	TRANSIT POLICE OFFICER SR	46,841.60	48,713.60	1,872.00	47,213.93	12,312.09	0.00	59,526.02
0000304094	SUPT CONTROL CENTER	70,754.58	70,754.58	0.00	70,482.75	0.00	4,081.50	74,564.25
0000315361	*BUS OPERATOR	40,643.20	40,643.20	0.00	42,621.71	26,607.89	4,389.56	73,619.16
0000321374	TRANSIT POLICE OFFICER SR	45,032.00	46,841.60	1,809.60	45,403.18	5,944.99	2,420.65	53,768.82
0000304496	*BUS OPERATOR	40,643.20	40,643.20	0.00	40,432.73	2,486.48	208.00	43,127.21
0000320498	*HOSTLER JUNIOR APPRENTICE	30,680.00	34,008.00	3,328.00	32,840.29	7,287.14	0.00	40,127.43
0000316018	*TRACK WALKER	43,118.40	43,118.40	0.00	43,988.16	1,358.89	0.00	45,347.05
0000304633	INSTRUCTOR CAR MAINT MECH	59,488.00	59,488.00	0.00	57,200.00	943.80	5,720.00	63,863.80
0000302849	*RAIL OPERATOR	40,643.20	40,643.20	0.00	35,037.19	3,931.12	208.00	39,176.31
0000303156	*BUS OPERATOR	40,643.20	40,643.20	0.00	41,576.17	3,032.75	1,185.00	45,793.92
0000319714	*JOURNEYMAN ET-RAIL CAR MAINT	42,390.40	43,804.80	1,414.40	43,761.71	520.73	200.00	44,482.44
0000303937	DISPATCHER RADIO COMMUNICATION	50,731.20	50,731.20	0.00	50,340.96	9,048.76	3,902.40	63,292.12
0000303729	*BUS OPERATOR	40,643.20	40,643.20	0.00	41,763.06	1,443.31	208.00	43,414.37
0000304399	*STATION AGENT	37,169.60	37,169.60	0.00	37,647.67	4,778.02	0.00	42,425.69
0000316068	*SERVICEPERSON I (A)	32,281.60	32,281.60	0.00	32,577.72	209.52	0.00	32,787.24
0000305550	SUPV FARE MEDIA ENCODING	55,224.00	55,224.00	0.00	53,100.00	0.00	0.00	53,100.00
0000306285	*JOURNEYMAN ET-TRAIN CONTROL	43,804.80	43,804.80	0.00	44,736.60	9,058.48	200.00	53,995.08
0000324725	*BUS OPERATOR	28,454.40	28,454.40	0.00	18,884.94	1,026.04	242.67	20,153.65
0000321375	TRANSIT POLICE OFFICER SR	48,713.60	50,668.80	1,955.20	49,876.00	8,858.53	2,848.00	61,582.53
0000323655	*BUS OPERATOR	31,491.20	31,491.20	0.00	22,626.12	889.61	208.00	23,723.73
0000322694	*BUS OPERATOR	31,491.20	34,548.80	3,057.60	33,217.23	2,419.13	208.00	35,844.36
0000303623	*BUS OPERATOR	40,643.20	40,643.20	0.00	40,712.25	11,692.78	208.00	52,613.03
0000320421	*BUS OPERATOR	37,606.40	40,643.20	3,036.80	39,873.83	9,788.90	208.00	49,870.73
0000305925	*JOURNEYMAN RAIL CAR MECHANIC	43,804.80	43,804.80	0.00	44,615.51	3,790.88	200.00	48,606.39
0000304355	*JOURNEYMAN OVERHAULER	43,804.80	43,804.80	0.00	44,315.43	4,019.84	200.00	48,535.27
0000303602	*BUS OPERATOR	40,643.20	40,643.20	0.00	42,382.89	16,737.91	3,920.60	63,041.40
0000305793	*INSPECTOR	43,118.40	43,118.40	0.00	44,600.53	22,831.70	200.00	67,632.23
0000321419	*SMALL BUS OPERATOR FT	24,564.80	26,083.20	1,518.40	23,818.32	3,896.62	0.00	27,714.94

MARTOC REPORT

EE NUMBER	TITLE	FY 09	FY 10	DIFFERENCE	REGULAR	OVERTIME	OTHER	TOTAL
		BASE SALARY	BASE SALARY	+/-	EARNINGS	EARNINGS	EARNINGS	EARNINGS
0000303370	*BUS OPERATOR	40,643.20	40,643.20	0.00	40,804.78	1,733.40	208.00	42,746.18
0000303154	*SERVICEPERSON I	31,824.00	31,824.00	0.00	31,949.48	2,404.05	0.00	34,353.53
0000303875	HALF FARE REPRESENTATIVE	24,394.50	24,394.50	0.00	22,583.98	736.63	0.00	23,320.61
0000302448	*AA INSPECTOR	43,118.40	43,804.80	686.40	45,009.92	7,652.66	200.00	52,862.58
0000305422	*JOURNEYMAN ELEC POWER ELECT (DATE LAST EMPLOYED 01-JUL-10)	43,804.80	43,804.80	0.00	44,435.81	6,365.41	4,727.90	55,529.12
0000302960	*JOURNEYMAN OVERHAULER	43,804.80	43,804.80	0.00	44,125.87	0.00	200.00	44,325.87
0000303871	*RAIL STATION CLEANER	28,412.80	28,412.80	0.00	28,822.08	327.84	0.00	29,149.92
0000302462	*JOURNEYMAN ET-RADIO MAINT	43,804.80	43,804.80	0.00	44,355.40	9,018.95	4,201.40	57,575.75
0000316654	*MOBILITY OPERATOR	28,766.40	30,409.60	1,643.20	29,307.85	749.33	208.00	30,265.18
0000323416	*BUS OPERATOR	28,454.40	31,491.20	3,036.80	31,725.96	6,013.48	208.00	37,947.44
0000302765	*RAIL OPERATOR	40,643.20	40,643.20	0.00	41,348.73	10,481.94	208.00	52,038.67
0000303876	SUPT BUS TRANSPORTATION	64,793.04	64,793.04	0.00	62,300.77	0.00	5,379.62	67,680.39
0000314299	DGM CHF OPERATIONS OFFICER	231,000.12	231,000.12	0.00	244,115.56	0.00	17,769.12	261,884.68
0000321733	DIR TECH INFRA & OPERATIONS	104,000.00	104,000.00	0.00	105,637.66	0.00	3,999.75	109,637.41
0000306538	*INSPECTOR	43,118.40	43,118.40	0.00	43,781.22	4,479.98	200.00	48,461.20
0000320383	*RAIL STATION CLEANER	28,412.80	28,412.80	0.00	27,963.71	7,417.38	0.00	35,381.09
0000323676	*BUS OPERATOR	31,491.20	31,491.20	0.00	24,675.32	3,150.79	208.00	28,034.11
0000315363	TRANSIT POLICE OFFICER SR	52,686.40	54,787.20	2,100.80	55,628.13	13,648.10	0.00	69,276.23
0000318835	*BUS OPERATOR	40,643.20	40,643.20	0.00	41,143.97	9,026.51	1,771.20	51,941.68
0000306537	SUPV FIELD RESEARCH	0.00	0.00	0.00	20,362.50	3,903.75	0.00	24,266.25
0000306574	ELEV ESCALATOR SAFE INSPEC II	67,002.00	67,002.00	0.00	64,425.00	11,974.46	7,731.00	84,130.46
0000306562	SR FINANCIAL ANALYST	79,009.06	79,009.06	0.00	75,970.34	0.00	3,039.00	79,009.34
0000320710	CONTRACT BREEZE CARD SPECIALIST	0.00	0.00	0.00	27,355.54	1,069.42	0.00	28,424.96
0000320966	*SERVICEPERSON I	31,824.00	31,824.00	0.00	31,955.75	183.60	244.80	32,384.15
0000314749	*BUS OPERATOR	40,643.20	40,643.20	0.00	42,805.33	6,801.86	208.00	49,815.19
0000306082	*SERVICEPERSON I (DATE LAST EMPLOYED 01-MAR-10)	31,824.00	31,824.00	0.00	20,785.05	45.90	2,692.19	23,523.14
0000305691	*BUS OPERATOR	28,454.40	31,491.20	3,036.80	30,734.46	2,544.71	208.00	33,487.17
0000302430	OFFICE ADMINISTRATOR II	58,299.28	58,299.28	0.00	56,057.97	0.00	0.00	56,057.97
0000305858	*AA INSPECTOR	43,118.40	43,804.80	686.40	43,946.62	1,838.64	200.00	45,985.26
0000302011	*AA INSPECTOR	43,804.80	43,804.80	0.00	35,914.22	663.41	200.00	36,777.63
0000302321	SR INFORMATION SYSTEMS ANALYST	74,663.16	74,663.16	0.00	21,242.26	0.00	0.00	21,242.26
0000302326	*JOURNEYMAN ET-RAIL CAR MAINT	43,804.80	43,804.80	0.00	44,094.28	1,895.40	2,727.20	48,716.88
0000305773	*BUS OPERATOR	40,643.20	40,643.20	0.00	41,547.18	2,987.44	208.00	44,742.62
0000302435	*RAIL OPERATOR	40,643.20	40,643.20	0.00	43,911.64	22,132.52	2,298.78	68,342.94

MARTOC REPORT

EE NUMBER	TITLE	FY 09	FY 10	DIFFERENCE	REGULAR	OVERTIME	OTHER	TOTAL
		BASE SALARY	BASE SALARY	+/-	EARNINGS	EARNINGS	EARNINGS	EARNINGS
0000304387	*RAIL OPERATOR	40,643.20	40,643.20	0.00	41,571.87	22,347.29	208.00	64,127.16
0000305180	*JOURNEYMAN ET-COMPUTER MAINT	43,804.80	43,804.80	0.00	44,233.45	2,945.81	200.00	47,379.26
0000302862	SUPV PARKING SERVICES	36,289.50	36,289.50	0.00	36,289.76	465.26	1,395.75	38,150.77
0000303085	*JOURNEYMAN PAINTER	43,804.80	43,804.80	0.00	44,046.90	13,915.50	200.00	58,162.40
0000322685	*CUSTOMER INFORMATION OPERATOR	27,352.00	30,409.60	3,057.60	26,763.77	92.71	0.00	26,856.48
0000304462	*BUS OPERATOR	40,643.20	40,643.20	0.00	42,456.69	19,561.32	989.60	63,007.61
0000318887	*BUS OPERATOR	37,606.40	40,643.20	3,036.80	38,288.91	1,344.93	208.00	39,841.84
0000304965	MOBILITY SERVICE AGENT	30,868.50	30,868.50	0.00	29,325.32	0.00	1,187.26	30,512.58
0000302274	FOREMAN TRACK & STRCT (DATE LAST EMPLOYED 01-NOV-09)	60,736.00	60,736.00	0.00	21,024.00	3,737.60	8,089.28	32,850.88
0000303457	MGR TRACK & STRCT	80,739.36	80,739.36	0.00	77,634.08	0.00	5,982.66	83,616.74
0000319297	*BUS OPERATOR	37,606.40	40,643.20	3,036.80	40,917.32	3,908.40	2,709.12	47,534.84
0000319048	*BUS OPERATOR	37,606.40	40,643.20	3,036.80	40,223.47	9,001.03	1,614.88	50,839.38
0000302040	*JOURNEYMAN RAIL CAR MECHANIC	43,804.80	43,804.80	0.00	44,178.53	1,713.77	200.00	46,092.30
0000305251	*JOURNEYMAN ET-RAIL CAR MAINT	43,804.80	43,804.80	0.00	45,299.96	884.53	200.00	46,384.49
0000304897	*JOURNEYMAN RAIL CAR MECHANIC	43,804.80	43,804.80	0.00	44,234.81	473.86	200.00	44,908.67
0000322486	*RAIL STATION CLEANER	26,894.40	28,412.80	1,518.40	28,335.47	5,881.25	1,063.60	35,280.32
0000303423	*BUS OPERATOR	40,643.20	40,643.20	0.00	41,885.99	19,476.35	989.60	62,351.94
0000304553	SUPV ON-CALL EMERG READINESS	71,612.06	71,612.06	0.00	71,612.22	0.00	8,262.31	79,874.53
0000306643	*JOURNEYMAN ET-RAIL CAR MAINT	43,804.80	43,804.80	0.00	44,441.77	5,378.23	200.00	50,020.00
0000322059	*JOURNEYMAN ET-RAIL CAR MAINT	41,392.00	43,804.80	2,412.80	43,179.38	848.32	1,647.00	45,674.70
0000303081	*BUS OPERATOR	40,643.20	40,643.20	0.00	32,731.88	2,951.27	208.00	35,891.15
0000302506	SUPV BUS TRANSPORTATION	50,731.20	50,731.20	0.00	50,731.20	17,221.86	2,926.80	70,879.86
0000315907	*BUS OPERATOR	40,643.20	40,643.20	0.00	41,179.04	9,366.50	208.00	50,753.54
0000302151	TRANSIT POLICE SERGEANT	56,368.00	58,614.40	2,246.40	57,371.02	11,441.90	867.20	69,680.12
0000306283	*CUSTOMER INFORMATION OPERATOR	31,699.20	31,699.20	0.00	31,790.64	3,715.50	0.00	35,506.14
0000305547	*BUS OPERATOR (DATE LAST EMPLOYED 01-FEB-10)	40,643.20	40,643.20	0.00	25,275.25	2,435.69	2,969.79	30,680.73
0000319993	*STATION AGENT	33,800.00	37,169.60	3,369.60	35,744.47	2,132.89	0.00	37,877.36
0000302751	*JOURNEYMAN RAIL CAR MECHANIC	43,804.80	43,804.80	0.00	44,349.07	5,386.13	9,677.00	59,412.20
0000320972	*APPRENTICE PAINTER	39,603.20	39,603.20	0.00	39,888.92	3,362.94	200.00	43,451.86
0000320900	*STATION AGENT	33,800.00	37,169.60	3,369.60	33,196.19	950.39	0.00	34,146.58
0000318076	RAIL SERVICES CONTROLLER	58,240.00	58,240.00	0.00	58,156.00	12,761.00	6,272.00	77,189.00
0000303449	*AA INSPECTOR	43,804.80	43,804.80	0.00	44,536.54	8,916.41	368.48	53,821.43
0000315998	SERVICE PLANNER II	48,273.68	48,273.68	0.00	46,194.26	0.00	0.00	46,194.26
0000303547	*RAIL OPERATOR	40,643.20	40,643.20	0.00	41,134.73	25,563.15	208.00	66,905.88
0000323605	*MOBILITY OPERATOR	23,358.40	23,358.40	0.00	22,227.06	9,875.55	208.00	32,310.61

MARTOC REPORT

EE NUMBER	TITLE	FY 09	FY 10	DIFFERENCE	REGULAR	OVERTIME	OTHER	TOTAL
		BASE SALARY	BASE SALARY	+/-	EARNINGS	EARNINGS	EARNINGS	EARNINGS
0000304005	SUPV BUS MAINTENANCE	58,864.00	58,864.00	0.00	44,077.50	28.30	4,713.65	48,819.45
0000302117	*REVENUE AGENT	41,308.80	41,308.80	0.00	41,348.54	3,001.39	1,747.68	46,097.61
0000307088	*SERVICEPERSON I (A)	29,182.40	32,281.60	3,099.20	31,538.83	912.05	0.00	32,450.88
0000320424	*BUS OPERATOR	37,606.40	40,643.20	3,036.80	30,917.08	5,134.73	208.00	36,259.81
0000322336	*BUS OPERATOR (DATE LAST EMPLOYED 15-JUL-10)	31,491.20	34,548.80	3,057.60	33,505.48	3,378.88	208.00	37,092.36
0000317931	TRANSIT POLICE OFFICER SR	48,713.60	50,668.80	1,955.20	47,567.31	3,225.70	2,342.00	53,135.01
0000306339	TRANSIT POLICE LIEUTENANT	74,609.60	80,308.80	5,699.20	76,363.22	10,067.91	2,979.20	89,410.33
0000318003	*CUSTOMER INFORMATION OPERATOR	31,699.20	31,699.20	0.00	27,014.16	577.22	0.00	27,591.38
0000304256	PURCHASE CARD ADMINISTRATOR	65,624.26	65,624.26	0.00	51,447.76	0.00	0.00	51,447.76
0000320442	*MOBILITY OPERATOR	24,564.80	26,083.20	1,518.40	26,847.82	9,150.17	208.00	36,205.99
0000315911	*BUS OPERATOR	40,643.20	40,643.20	0.00	41,317.73	6,228.53	2,240.16	49,786.42
0000302656	*STATION AGENT	37,169.60	37,169.60	0.00	39,273.82	23,534.99	2,287.36	65,096.17
0000319390	*BUS OPERATOR	37,606.40	40,643.20	3,036.80	37,680.25	1,287.34	1,067.76	40,035.35
0000319813	*BUS OPERATOR	37,606.40	37,606.40	0.00	24,299.52	0.00	208.00	24,507.52
0000305535	SUPV POLICE RECORDS	48,942.40	48,942.40	0.00	47,060.04	11,535.69	1,882.40	60,478.13
0000320153	MOBILITY SYSTEM DATA SPECIALIST	29,601.00	29,601.00	0.00	27,938.07	1,497.19	0.00	29,435.26
0000316115	*JOURNEYMAN ELEC POWER ELECT	43,804.80	43,804.80	0.00	44,259.93	11,038.28	200.00	55,498.21
0000323962	TRANSIT POLICE OFFICER	38,500.80	40,040.00	1,539.20	39,326.70	7,271.12	0.00	46,597.82
0000306292	RAIL SERVICES CONTROLLER	57,720.00	57,720.00	0.00	57,192.75	1,720.51	2,775.00	61,688.26
0000320086	*C-BUS OPERATOR (DATE LAST EMPLOYED 31-MAR-10)	29,515.20	30,992.00	1,476.80	24,267.02	5,801.80	1,094.85	31,163.67
0000322350	*STATION AGENT	31,137.60	33,800.00	2,662.40	28,202.16	1,580.14	0.00	29,782.30
0000306439	ACCOUNTING SPECIALIST III	45,415.50	45,415.50	0.00	43,785.44	8,183.65	7,685.70	59,654.79
0000305731	TRANSIT POLICE OFFICER SR (DATE LAST EMPLOYED 03-APR-10)	54,787.20	54,787.20	0.00	43,026.39	2,271.88	3,393.65	48,691.92
0000315421	*MOBILITY OPERATOR	27,414.40	28,766.40	1,352.00	28,773.64	5,103.44	208.00	34,085.08
0000323866	*SERVICEPERSON I (A)	30,846.40	32,281.60	1,435.20	31,725.28	1,453.83	0.00	33,179.11
0000304628	*JOURNEYMAN ET-TRAIN CONTROL	43,804.80	43,804.80	0.00	44,083.74	31.59	200.00	44,315.33
0000306155	FOREMAN COMMUNICATION	58,344.00	58,344.00	0.00	58,287.90	8,920.08	4,488.00	71,695.98
0000321299	*BUS OPERATOR	34,548.80	37,606.40	3,057.60	34,934.79	6,885.64	208.00	42,028.43
0000315253	*BUS OPERATOR	37,606.40	40,643.20	3,036.80	38,949.16	6,328.82	208.00	45,485.98
0000322691	ASSOCIATE COUNSEL	85,000.24	85,000.24	0.00	81,404.24	0.00	326.92	81,731.16
0000305690	*BUS OPERATOR	40,643.20	40,643.20	0.00	38,873.31	3,972.47	208.00	43,053.78
0000321796	FINANCIAL ANALYST II	61,981.66	61,981.66	0.00	59,121.08	0.00	2,861.05	61,982.13
0000303632	*JOURNEYMAN ET-LABORATORY	43,804.80	43,804.80	0.00	43,969.38	584.42	368.48	44,922.28
0000320479	TRANSIT POLICE OFFICER SR	43,305.60	45,032.00	1,726.40	44,919.65	2,117.24	0.00	47,036.89

MARTOC REPORT

EE NUMBER	TITLE	FY 09	FY 10	DIFFERENCE	REGULAR	OVERTIME	OTHER	TOTAL
		BASE SALARY	BASE SALARY	+/-	EARNINGS	EARNINGS	EARNINGS	EARNINGS
0000304296	*BUS OPERATOR	40,643.20	40,643.20	0.00	41,223.64	8,637.45	1,771.20	51,632.29
0000305584	MGR MOBILITY PLNG SCHEDULING	73,000.20	73,000.20	0.00	70,192.55	0.00	2,808.00	73,000.55
0000303403	*BUS OPERATOR	40,643.20	40,643.20	0.00	41,032.42	1,307.54	208.00	42,547.96
0000302553	*RAIL OPERATOR	40,643.20	40,643.20	0.00	41,019.45	2,709.54	208.00	43,936.99
0000305813	SUPT BUS TRANSPORTATION	62,614.50	62,614.50	0.00	60,206.52	0.00	7,866.96	68,073.48
0000305181	DIR FACILITIES & MAINT OF WAY	112,899.02	112,899.02	0.00	108,557.00	0.00	10,856.25	119,413.25
0000303400	*BUS OPERATOR	40,643.20	40,643.20	0.00	35,867.21	205.20	208.00	36,280.41
0000319482	*SERVICEPERSON I	31,824.00	31,824.00	0.00	32,269.86	309.83	0.00	32,579.69
0000303088	*SERVICEPERSON V	43,118.40	43,118.40	0.00	43,335.53	497.52	207.30	44,040.35
0000304527	*STATION AGENT	33,800.00	37,169.60	3,369.60	36,870.39	19,579.93	0.00	56,450.32
0000322108	*C-BUS OPERATOR (DATE LAST EMPLOYED 31-MAR-10)	29,515.20	30,992.00	1,476.80	25,400.92	21,074.49	2,532.26	49,007.67
0000303149	*BUS OPERATOR	40,643.20	40,643.20	0.00	41,498.10	3,042.41	208.00	44,748.51
0000303972	*REVENUE AGENT	41,308.80	41,308.80	0.00	41,239.30	4,252.56	7,652.66	53,144.52
0000323519	*BUS OPERATOR	28,454.40	31,491.20	3,036.80	31,985.13	10,696.21	208.00	42,889.34
0000305761	*BUS OPERATOR	40,643.20	40,643.20	0.00	41,386.47	2,887.74	208.00	44,482.21
0000306171	DIVISION DISPATCHER	48,588.80	48,588.80	0.00	48,401.92	1,880.48	2,055.68	52,338.08
0000306691	*BUS OPERATOR	40,643.20	40,643.20	0.00	41,396.04	5,103.00	208.00	46,707.04
0000302403	SUPV CAR REPAIR INSPECTION	56,659.20	56,659.20	0.00	56,659.20	12,639.36	6,319.68	75,618.24
0000302657	*CUSTOMER INFORMATION OPERATOR	31,699.20	31,699.20	0.00	33,025.08	15,064.83	1,493.52	49,583.43
0000322373	*BUS OPERATOR	31,491.20	34,548.80	3,057.60	33,580.91	2,730.74	208.00	36,519.65
0000317664	TRANSIT POLICE OFFICER SR	48,713.60	50,668.80	1,955.20	49,514.33	6,191.21	2,576.20	58,281.74
0000302263	TRANSIT POLICE SERGEANT	58,614.40	60,964.80	2,350.40	61,222.42	4,946.81	0.00	66,169.23
0000302348	*BUS OPERATOR	40,643.20	40,643.20	0.00	39,274.94	12,721.82	1,191.45	53,188.21
0000324753	IT QUALITY ASSURANCE ENGINEER	76,000.08	76,000.08	0.00	54,953.96	0.00	584.63	55,538.59
0000319026	PARALEGAL	41,281.50	41,281.50	0.00	39,694.00	0.00	501.10	40,195.10
0000303445	SUPPORT ANALYST II	57,131.10	62,844.34	5,713.24	59,965.87	0.00	4,395.00	64,360.87
0000320504	SUPV FIELD RESEARCH	0.00	0.00	0.00	26,737.50	767.26	0.00	27,504.76
0000321904	*RAIL OPERATOR	31,491.20	34,548.80	3,057.60	24,850.01	5,145.82	208.00	30,203.83
0000304661	*BUS OPERATOR	40,643.20	40,643.20	0.00	41,717.90	8,380.44	1,458.56	51,556.90
0000305859	*STATION AGENT	37,169.60	37,169.60	0.00	37,366.18	13,516.51	0.00	50,882.69
0000303507	PURCHASING AGENT III	44,324.02	44,324.02	0.00	42,619.31	0.00	1,932.05	44,551.36
0000304187	INSTRUCTOR CAR MAINT ELECT	56,700.80	56,700.80	0.00	54,520.00	0.00	8,723.20	63,243.20
0000322183	*C-BUS OPERATOR (DATE LAST EMPLOYED 31-MAR-10)	29,515.20	30,992.00	1,476.80	24,904.86	15,164.15	2,784.51	42,853.52
0000304249	*STATION AGENT	37,169.60	37,169.60	0.00	37,920.18	3,524.91	714.80	42,159.89
0000319858	*STATION AGENT	33,800.00	37,169.60	3,369.60	35,934.98	14,351.05	421.92	50,707.95

MARTOC REPORT

EE NUMBER	TITLE	FY 09 BASE SALARY	FY 10 BASE SALARY	DIFFERENCE +/-	REGULAR EARNINGS	OVERTIME EARNINGS	OTHER EARNINGS	TOTAL EARNINGS
0000319316	TRANSIT POLICE OFFICER SR	46,841.60	48,713.60	1,872.00	49,285.65	8,542.64	936.80	58,765.09
0000318741	*BUS OPERATOR	31,491.20	34,548.80	3,057.60	34,331.00	4,416.59	208.00	38,955.59
0000315274	*BUS OPERATOR	40,643.20	40,643.20	0.00	43,070.79	12,389.55	655.86	56,116.20
0000305277	*JOURNEYMAN ET-RAIL CAR MAINT	43,804.80	43,804.80	0.00	44,018.06	1,523.61	200.00	45,741.67
0000302841	*AA INSPECTOR	43,804.80	43,804.80	0.00	44,110.07	0.00	5,043.80	49,153.87
0000305698	DISPATCHER RADIO COMMUNICATION (DATE LAST EMPLOYED 19-JUL-10)	50,731.20	50,731.20	0.00	49,755.60	3,878.02	4,487.77	58,121.39
0000306435	MAINTENANCE PLANNER BUS	52,686.40	52,686.40	0.00	52,686.40	2,444.35	0.00	55,130.75
0000315786	*CUSTOMER INFORMATION OPERATOR	31,699.20	31,699.20	0.00	29,370.08	1,194.46	0.00	30,564.54
0000320031	*JOURNEYMAN ET-RAIL CAR MAINT	42,390.40	43,804.80	1,414.40	43,803.41	2,732.76	200.00	46,736.17
0000322495	*CUSTOMER INFORMATION OPERATOR	28,912.00	31,699.20	2,787.20	30,477.12	1,232.90	0.00	31,710.02
0000323933	BREEZE CARD SPECIALIST	36,511.54	36,511.54	0.00	34,428.08	228.76	0.00	34,656.84
0000324244	*SERVICEPERSON I	28,828.80	30,472.00	1,643.20	29,995.79	170.31	1,020.55	31,186.65
0000320666	*JOURNEYMAN SUPPORT EQUIPMENT	43,804.80	43,804.80	0.00	44,136.44	489.65	200.00	44,826.09
0000303670	*BUS OPERATOR	40,643.20	40,643.20	0.00	37,617.48	3,014.07	208.00	40,839.55
0000302311	*TRACK MAINTAINER	43,118.40	43,118.40	0.00	42,459.69	2,075.66	0.00	44,535.35
0000303269	*BUS OPERATOR (DATE LAST EMPLOYED 01-JAN-10)	40,643.20	40,643.20	0.00	20,919.23	5,211.06	6,747.95	32,878.24
0000302743	*BUS OPERATOR	40,643.20	40,643.20	0.00	42,075.75	14,202.57	2,240.16	58,518.48
0000307092	*MOBILITY OPERATOR	30,409.60	30,409.60	0.00	29,291.19	5,981.47	208.00	35,480.66
0000303573	RAIL SERVICES CONTROLLER	57,720.00	57,720.00	0.00	56,369.41	797.84	5,254.19	62,421.44
0000320656	*BUS OPERATOR	37,606.40	40,643.20	3,036.80	40,114.25	3,565.16	208.00	43,887.41
0000305705	*INSPECTOR	43,118.40	43,118.40	0.00	43,833.03	11,816.25	1,195.04	56,844.32
0000302146	SUPT BUS TRANSPORTATION	69,235.40	69,235.40	0.00	66,572.77	0.00	7,989.75	74,562.52
0000315283	*JOURNEYMAN RAIL CAR MECHANIC	41,080.00	41,392.00	312.00	42,511.52	8,669.39	975.50	52,156.41
0000321609	*BUS OPERATOR	31,491.20	34,548.80	3,057.60	33,928.13	3,360.89	208.00	37,497.02
0000303731	SR INSTRUCTOR BUS MAINT	65,898.56	65,898.56	0.00	63,364.22	0.00	0.00	63,364.22
0000306979	TRANSIT POLICE OFFICER SR	54,787.20	54,787.20	0.00	55,507.34	12,860.58	0.00	68,367.92
0000303150	SUPV CAR REPAIR INSPECTION	53,830.40	53,830.40	0.00	53,778.64	13,923.44	4,140.80	71,842.88
0000304645	PARALEGAL	44,577.00	44,577.00	0.00	42,599.61	0.00	2,240.28	44,839.89
0000306076	*RAIL OPERATOR	40,643.20	40,643.20	0.00	41,694.99	7,019.56	208.00	48,922.55
0000316718	*RAIL OPERATOR	40,643.20	40,643.20	0.00	35,739.88	11,970.39	1,927.52	49,637.79
0000304130	*JOURNEYMAN BODY REPAIR	43,804.80	43,804.80	0.00	44,155.36	623.91	200.00	44,979.27
0000305386	*BUS OPERATOR	40,643.20	40,643.20	0.00	42,520.68	33,628.46	4,116.00	80,265.14
0000304987	*BUS OPERATOR	40,643.20	40,643.20	0.00	40,800.55	3,490.30	208.00	44,498.85
0000303662	*JOURNEYMAN RAIL CAR MECHANIC	43,804.80	43,804.80	0.00	43,915.29	2,332.95	4,875.32	51,123.56

MARTOC REPORT

EE NUMBER	TITLE	FY 09	FY 10	DIFFERENCE	REGULAR	OVERTIME	OTHER	TOTAL
		BASE SALARY	BASE SALARY	+/-	EARNINGS	EARNINGS	EARNINGS	EARNINGS
0000302524	BUSINESS ANALYST III	74,486.88	74,486.88	0.00	71,622.06	0.00	8,575.90	80,197.96
0000306637	*JOURNEYMAN ET-RADIO MAINT	43,804.80	43,804.80	0.00	44,383.86	2,290.28	200.00	46,874.14
0000320011	*STATION AGENT (DATE LAST EMPLOYED 06-JAN-10)	33,800.00	37,169.60	3,369.60	16,938.47	2,036.51	1,794.15	20,769.13
0000320578	*MOBILITY OPERATOR	26,083.20	27,414.40	1,331.20	26,862.57	18,365.30	709.60	45,937.47
0000320238	*JOURNEYMAN ET-RAIL CAR MAINT	42,390.40	43,804.80	1,414.40	43,288.80	3,712.27	200.00	47,201.07
0000302757	INSTRUCTOR PERSONAL COMPUTERS	50,964.94	50,964.94	0.00	49,004.90	0.00	1,960.50	50,965.40
0000302589	SUPT REVENUE COLLECTIONS	81,529.50	81,529.50	0.00	78,394.08	0.00	7,839.39	86,233.47
0000306190	FARE COLLECTION PROCESSOR	28,918.50	28,918.50	0.00	29,170.87	1,579.51	2,224.52	32,974.90
0000302401	*JOURNEYMAN ET-TRAIN CONTROL	43,804.80	43,804.80	0.00	42,820.00	9,050.56	200.00	52,070.56
0000314914	SUPV RAIL LINE	48,055.49	48,055.49	0.00	46,900.63	7,376.94	0.00	54,277.57
0000320920	*JOURNEYMAN ET-TRAIN CONTROL	42,390.40	42,390.40	0.00	42,894.24	19,414.79	200.00	62,509.03
0000320499	*TRACK WALKER	41,267.20	41,662.40	395.20	41,606.24	2,894.21	3,536.20	48,036.65
0000304577	*CUSTOMER INFO REPRESENTATIVE	31,699.20	31,699.20	0.00	32,110.53	5,325.07	121.92	37,557.52
0000305826	ADMINISTRATOR - WARRANTIES	73,299.98	73,299.98	0.00	69,917.19	0.00	11,558.93	81,476.12
0000303903	*STATION AGENT	37,169.60	37,169.60	0.00	38,250.33	12,256.69	1,429.60	51,936.62
0000320692	*SERVICEPERSON I (A)	32,281.60	32,281.60	0.00	33,159.72	7,275.00	1,520.96	41,955.68
0000305886	*JOURNEYMAN RAIL CAR MECHANIC	43,804.80	43,804.80	0.00	43,057.07	3,948.76	200.00	47,205.83
0000304526	REVENUE FORECASTING ANALYST	80,217.28	80,217.28	0.00	77,132.84	0.00	17,278.63	94,411.47
0000320356	*RAIL STATION CLEANER	28,412.80	28,412.80	0.00	29,040.64	2,130.96	792.28	31,963.88
0000322041	*C-BUS OPERATOR (DATE LAST EMPLOYED 31-MAR-10)	29,515.20	30,992.00	1,476.80	24,331.66	4,977.03	3,453.37	32,762.06
0000306548	AE CONTRACTS ENGINEER VI	80,208.44	80,208.44	0.00	77,123.77	0.00	3,084.75	80,208.52
0000304781	*BUS OPERATOR (DATE LAST EMPLOYED 01-JUL-10)	40,643.20	40,643.20	0.00	42,771.22	16,115.04	852.82	59,739.08
0000318116	*BUS OPERATOR	40,643.20	40,643.20	0.00	41,090.07	7,387.98	1,302.24	49,780.29
0000303906	*BUS OPERATOR	40,643.20	40,643.20	0.00	40,996.19	2,752.07	208.00	43,956.26
0000321993	MOBILITY CUSTOMER CARE REP	36,348.00	36,348.00	0.00	35,485.90	6,039.36	699.00	42,224.26
0000302511	*JOURNEYMAN RAIL CAR MECHANIC	43,804.80	43,804.80	0.00	42,878.09	7,629.03	2,727.20	53,234.32
0000306517	ADMINISTRATIVE ASSISTANT	32,545.50	32,545.50	0.00	31,294.00	50.07	876.23	32,220.30
0000321623	RAIL SERVICES CONTROLLER	57,720.00	57,720.00	0.00	57,720.00	1,803.75	4,662.00	64,185.75
0000304915	RETIREMENT BENEFITS SPECIALIST	45,540.30	45,540.30	0.00	43,789.09	0.00	1,751.26	45,540.35
0000318805	TRANSIT POLICE OFFICER SR	43,305.60	45,032.00	1,726.40	44,821.05	16,807.59	4,979.50	66,608.14
0000305511	*JOURNEYMAN OVERHAULER	43,804.80	43,804.80	0.00	44,104.80	0.00	200.00	44,304.80
0000319395	TRANSIT POLICE OFFICER SR	46,841.60	48,713.60	1,872.00	47,778.24	3,323.25	1,080.96	52,182.45
0000318803	TRANSIT POLICE OFFICER SR	43,305.60	45,032.00	1,726.40	45,055.77	6,028.15	496.22	51,580.14
0000323867	*JOURNEYMAN AUTOMOTIVE TECH	41,080.00	41,392.00	312.00	41,730.06	3,017.99	200.00	44,948.05

MARTOC REPORT

EE NUMBER	TITLE	FY 09	FY 10	DIFFERENCE	REGULAR	OVERTIME	OTHER	TOTAL
		BASE SALARY	BASE SALARY	+/-	EARNINGS	EARNINGS	EARNINGS	EARNINGS
0000303287	SUPV RAIL LINE	52,790.40	52,790.40	0.00	52,790.40	5,773.95	6,852.60	65,416.95
0000318083	*SMALL BUS OPERATOR FT	27,414.40	28,766.40	1,352.00	28,437.65	1,392.40	208.00	30,038.05
0000317355	WEB DEVELOPER II	63,557.26	63,557.26	0.00	60,623.98	0.00	488.91	61,112.89
0000323602	*BUS OPERATOR	31,491.20	31,491.20	0.00	22,949.05	997.48	208.00	24,154.53
0000317445	TRANSIT POLICE OFFICER SR	48,713.60	50,668.80	1,955.20	50,253.60	15,978.90	7,410.60	73,643.10
0000302592	*INSPECTOR	41,662.40	43,118.40	1,456.00	44,343.50	16,806.00	3,102.20	64,251.70
0000306426	*BUS OPERATOR	40,643.20	40,643.20	0.00	30,915.23	2,345.76	208.00	33,468.99
0000303181	*JOURNEYMAN RAIL CAR MECHANIC	43,804.80	43,804.80	0.00	44,073.22	7.90	1,884.80	45,965.92
0000305159	SUPV RAIL YARD TOWER	53,248.00	53,248.00	0.00	53,248.00	1,318.40	0.00	54,566.40
0000307094	*MOBILITY OPERATOR	30,409.60	30,409.60	0.00	19,598.41	2,330.10	208.00	22,136.51
0000324715	*BUS OPERATOR	28,454.40	28,454.40	0.00	19,927.96	1,418.44	242.67	21,589.07
0000304485	*STATION AGENT	37,169.60	37,169.60	0.00	37,696.79	21,551.38	3,931.40	63,179.57
0000315310	*SERVICEPERSON I (A)	32,281.60	32,281.60	0.00	32,732.92	0.00	0.00	32,732.92
0000305197	*BUS OPERATOR	40,643.20	40,643.20	0.00	24,916.49	3,804.50	0.00	28,720.99
0000323004	SVC DESK SUPPORT AGENT	41,905.50	41,905.50	0.00	23,370.51	386.82	0.00	23,757.33
0000323164	*BUS OPERATOR	31,491.20	31,491.20	0.00	21,388.82	1,511.00	208.00	23,107.82
0000305852	FACILITIES & MOVING COORD	40,404.00	40,404.00	0.00	39,140.08	932.40	0.00	40,072.48
0000319876	*MOBILITY OPERATOR	26,083.20	27,414.40	1,331.20	16,390.91	9,616.57	998.80	27,006.28
0000304601	TRANSIT POLICE MAJOR	83,500.04	83,500.04	0.00	83,500.31	0.00	11,133.20	94,633.51
0000321905	*BUS OPERATOR	31,491.20	34,548.80	3,057.60	32,826.66	4,889.39	1,295.29	39,011.34
0000305644	*JOURNEYMAN ET-TRAIN CONTROL	43,804.80	43,804.80	0.00	44,104.80	7,052.49	200.00	51,357.29
0000304642	*SERVICEPERSON I	31,824.00	31,824.00	0.00	34,266.79	6,480.44	3,672.00	44,419.23
0000305860	*BUS OPERATOR	40,643.20	40,643.20	0.00	40,510.92	11,966.53	3,334.40	55,811.85
0000322374	*BUS OPERATOR	31,491.20	34,548.80	3,057.60	32,585.26	2,252.40	208.00	35,045.66
0000306492	SUPT HEAVY MAINTENANCE	70,955.04	70,955.04	0.00	68,207.83	0.00	0.00	68,207.83
0000322983	*INSPECTOR	40,206.40	41,267.20	1,060.80	41,855.42	5,137.11	200.00	47,192.53
0000305814	*STATION AGENT	37,169.60	37,169.60	0.00	37,567.22	14,347.50	0.00	51,914.72
0000319777	CONTRACT BREEZE CARD SPECIALIST	0.00	0.00	0.00	28,288.76	3,877.37	0.00	32,166.13
0000303186	*BUS OPERATOR	40,643.20	40,643.20	0.00	41,799.12	13,179.59	208.00	55,186.71
0000302293	GEN FOREMAN COMM TELEPHONE	66,579.24	66,579.24	0.00	64,018.72	0.00	2,560.80	66,579.52
0000320025	TRANSIT POLICE OFFICER SR	46,841.60	48,713.60	1,872.00	47,087.86	12,593.92	900.80	60,582.58
0000306093	SR PROG MGR CAP OPER MAINT	96,995.86	96,995.86	0.00	92,892.48	0.00	9,326.28	102,218.76
0000302361	*BUS OPERATOR	40,643.20	40,643.20	0.00	41,192.28	7,296.79	989.60	49,478.67
0000316064	*JOURNEYMAN OVERHAULER (DATE LAST EMPLOYED 08-JUL-10)	43,804.80	43,804.80	0.00	37,438.13	505.44	200.00	38,143.57
0000305100	ELECTRICAL ENGINEER VI	81,003.78	81,003.78	0.00	77,888.28	0.00	0.00	77,888.28

MARTOC REPORT

EE NUMBER	TITLE	FY 09 BASE SALARY	FY 10 BASE SALARY	DIFFERENCE +/-	REGULAR EARNINGS	OVERTIME EARNINGS	OTHER EARNINGS	TOTAL EARNINGS
0000320359	*RAIL STATION CLEANER	28,412.80	28,412.80	0.00	27,871.69	3,160.59	0.00	31,032.28
0000304544	*BUS OPERATOR	40,643.20	40,643.20	0.00	41,893.50	16,870.47	208.00	58,971.97
0000302944	SUPV BUS MAINTENANCE	57,491.20	57,491.20	0.00	57,491.20	11,415.32	2,211.20	71,117.72
0000321601	*SERVICEPERSON I	31,824.00	31,824.00	0.00	24,712.38	367.20	0.00	25,079.58
0000304039	*SERVICEPERSON I	31,824.00	31,824.00	0.00	31,990.13	3,878.58	153.00	36,021.71
0000320320	*RAIL STATION CLEANER	28,412.80	28,412.80	0.00	29,990.01	5,624.52	327.84	35,942.37
0000302149	*JOURNEYMAN RAIL CAR MECHANIC	43,804.80	43,804.80	0.00	44,094.27	9,903.49	2,095.40	56,093.16
0000324935	*JOURNEYMAN ET-RADIO MAINT	41,080.00	41,080.00	0.00	20,719.44	4,857.62	0.00	25,577.06
0000302375	TRANSIT POLICE OFFICER SR	54,787.20	54,787.20	0.00	54,892.56	6,608.07	5,268.00	66,768.63
0000316576	*MOBILITY OPERATOR	28,766.40	30,409.60	1,643.20	29,192.08	13,539.70	622.90	43,354.68
0000322118	*PT MOBILITY OPERATOR	0.00	0.00	0.00	28,345.73	19,792.97	4,201.07	52,339.77
0000302612	*BUS OPERATOR	40,643.20	40,643.20	0.00	40,708.63	7,078.21	208.00	47,994.84
0000315322	*BUS OPERATOR (DATE LAST EMPLOYED 01-JUL-10)	40,643.20	40,643.20	0.00	39,729.26	5,873.24	1,430.82	47,033.32
0000302058	*BUS OPERATOR	40,643.20	40,643.20	0.00	41,115.70	3,567.68	208.00	44,891.38
0000302732	TRANSIT POLICE SERGEANT	58,614.40	60,964.80	2,350.40	59,251.94	5,996.10	1,127.20	66,375.24
0000305380	*JOURNEYMAN RAIL CAR MECHANIC	43,804.80	43,804.80	0.00	44,264.80	7,044.57	1,884.80	53,194.17
0000304950	*JOURNEYMAN RAIL CAR MECHANIC	43,804.80	43,804.80	0.00	44,104.80	852.94	200.00	45,157.74
0000307095	*MOBILITY OPERATOR	30,409.60	30,409.60	0.00	25,070.96	9,621.86	208.00	34,900.82
0000321123	CHF ESTIMATOR	83,495.10	83,495.10	0.00	80,284.46	0.00	0.00	80,284.46
0000306353	*BUS OPERATOR	40,643.20	40,643.20	0.00	41,064.01	3,682.40	208.00	44,954.41
0000304984	*SERVICEPERSON I	31,824.00	31,824.00	0.00	32,629.82	2,072.47	0.00	34,702.29
0000312700	AGM TECHNOLOGY	140,172.50	140,172.50	0.00	134,781.46	0.00	18,545.90	153,327.36
0000316333	*BUS OPERATOR	40,643.20	40,643.20	0.00	37,332.39	1,996.69	208.00	39,537.08
0000324614	CONTRACT EMP PT	23,400.00	23,400.00	0.00	30,267.00	1,410.75	0.00	31,677.75
0000303326	CONTRACT PROFESSIONAL	0.00	0.00	0.00	52,015.50	3,429.00	0.00	55,444.50
0000319729	*BUS OPERATOR	37,606.40	40,643.20	3,036.80	39,815.49	8,071.28	2,162.00	50,048.77
0000316843	*APPRENTICE MECHANIC	35,921.60	39,228.80	3,307.20	37,267.79	1,010.93	0.00	38,278.72
0000320763	*SERVICEPERSON I (A)	32,281.60	32,281.60	0.00	34,150.92	1,175.64	0.00	35,326.56
0000305657	INSTRUCTOR TRACK	59,030.40	59,030.40	0.00	56,760.00	149.00	7,378.80	64,287.80
0000320702	CONTRACT PROFESSIONAL (DATE LAST EMPLOYED 28-FEB-10)	0.00	0.00	0.00	39,570.00	2,130.00	0.00	41,700.00
0000302203	*BUS OPERATOR	40,643.20	40,643.20	0.00	37,951.44	17,913.88	208.00	56,073.32
0000305474	DISPATCHER MOBILITY	38,126.40	38,126.40	0.00	38,126.43	8,683.88	0.00	46,810.31
0000305587	*JOURNEYMAN OVERHAULER	43,804.80	43,804.80	0.00	44,927.17	9,982.46	200.00	55,109.63
0000305249	*RAIL OPERATOR	40,643.20	40,643.20	0.00	40,674.11	7,251.71	208.00	48,133.82

MARTOC REPORT

EE NUMBER	TITLE	FY 09	FY 10	DIFFERENCE	REGULAR	OVERTIME	OTHER	TOTAL
		BASE SALARY	BASE SALARY	+/-	EARNINGS	EARNINGS	EARNINGS	EARNINGS
0000317504	*RAIL STATION CLEANER	28,412.80	28,412.80	0.00	29,532.40	9,732.76	0.00	39,265.16
0000302217	*JOURNEYMAN OVERHAULER	43,804.80	43,804.80	0.00	44,124.84	0.00	200.00	44,324.84
0000304627	SUPPORT ANALYST II	53,638.52	53,638.52	0.00	51,575.94	0.00	3,865.12	55,441.06
0000306232	TRANSIT POLICE SERGEANT	65,936.00	65,936.00	0.00	67,441.75	10,508.61	3,804.00	81,754.36
0000323122	*MOBILITY OPERATOR	23,358.40	23,358.40	0.00	22,305.90	1,288.79	208.00	23,802.69
0000306773	ENGINEERING CADD SPECIALIST	65,500.24	65,500.24	0.00	55,423.41	0.00	0.00	55,423.41
0000320235	*BUS OPERATOR	37,606.40	40,643.20	3,036.80	37,240.97	244.08	208.00	37,693.05
0000321706	*TRACK MAINTAINER	40,643.20	41,267.20	624.00	41,525.68	1,441.73	0.00	42,967.41
0000306118	SUPV BUS TRANSPORTATION	48,048.00	48,048.00	0.00	48,048.00	9,447.90	2,310.00	59,805.90
0000304986	SUPV RAIL YARD TOWER	53,248.00	53,248.00	0.00	53,248.00	4,211.20	3,072.00	60,531.20
0000302200	*JOURNEYMAN BODY REPAIR	42,390.40	43,804.80	1,414.40	44,516.36	5,559.61	2,238.00	52,313.97
0000320152	*MOBILITY OPERATOR	26,083.20	27,414.40	1,331.20	30,350.80	13,251.56	1,236.80	44,839.16
0000303530	*BUS OPERATOR	40,643.20	40,643.20	0.00	40,805.25	905.72	208.00	41,918.97
0000315000	CONTRACT PROFESSIONAL	0.00	0.00	0.00	53,472.00	4,272.00	0.00	57,744.00
0000316347	*BUS OPERATOR	40,643.20	40,643.20	0.00	31,951.37	2,123.03	208.00	34,282.40
0000303046	*REVENUE AGENT	41,308.80	41,308.80	0.00	41,363.42	3,708.89	5,958.00	51,030.31
0000319543	*RAIL OPERATOR	37,606.40	40,643.20	3,036.80	39,393.04	12,790.54	208.00	52,391.58
0000320324	*SERVICEPERSON IV	34,008.00	34,008.00	0.00	27,065.89	10,122.80	0.00	37,188.69
0000316273	*RAIL OPERATOR	40,643.20	40,643.20	0.00	40,989.28	14,034.95	989.60	56,013.83
0000304909	*BUS OPERATOR	40,643.20	40,643.20	0.00	42,798.41	28,401.06	4,584.96	75,784.43
0000319050	*TRACK MAINTAINER	41,662.40	43,118.40	1,456.00	43,242.52	3,578.37	829.20	47,650.09
0000304251	*RAIL OPERATOR	40,643.20	40,643.20	0.00	41,183.29	6,813.85	1,360.86	49,358.00
0000320366	*RAIL STATION CLEANER	28,412.80	28,412.80	0.00	29,149.92	4,098.00	0.00	33,247.92
0000302190	*JOURNEYMAN ET-RADIO MAINT	43,804.80	43,804.80	0.00	42,699.11	63.18	200.00	42,962.29
0000305638	*SERVICEPERSON IV	34,008.00	34,008.00	0.00	34,176.40	768.15	0.00	34,944.55
0000304904	*SERVICEPERSON IV	34,008.00	34,008.00	0.00	35,137.79	17,578.50	0.00	52,716.29
0000321409	*BUS OPERATOR	31,491.20	34,548.80	3,057.60	33,711.92	3,829.35	208.00	37,749.27
0000305930	GEN SUPT RAIL LINE (DATE LAST EMPLOYED 01-AUG-10)	75,290.28	75,290.28	0.00	71,525.85	0.00	12,644.79	84,170.64
0000306390	*SERVICEPERSON V	43,118.40	43,118.40	0.00	43,418.40	248.76	4,975.20	48,642.36
0000323091	TRANSIT POLICE SERGEANT	65,936.00	65,936.00	0.00	67,410.05	11,233.77	1,268.00	79,911.82
0000318204	*BUS OPERATOR	40,643.20	40,643.20	0.00	34,960.85	4,292.87	208.00	39,461.72
0000302444	*BUS OPERATOR	40,643.20	40,643.20	0.00	36,793.95	1,195.00	208.00	38,196.95
0000320159	*STATION AGENT	31,137.60	33,800.00	2,662.40	33,291.70	5,363.48	390.00	39,045.18
0000305374	CONTRACT BREEZE CARD SPECIALIST	0.00	0.00	0.00	28,494.86	1,578.45	0.00	30,073.31
0000305716	*BUS OPERATOR	40,643.20	40,643.20	0.00	41,165.96	15,379.05	208.00	56,753.01

MARTOC REPORT

EE NUMBER	TITLE	FY 09 BASE SALARY	FY 10 BASE SALARY	DIFFERENCE +/-	REGULAR EARNINGS	OVERTIME EARNINGS	OTHER EARNINGS	TOTAL EARNINGS
0000305213	SVC EVALUATION SPEC III (DATE LAST EMPLOYED 09-JUL-10)	43,153.50	43,153.50	0.00	40,748.92	4,551.17	1,847.86	47,147.95
0000305131	*BUS OPERATOR	40,643.20	40,643.20	0.00	40,842.25	21,191.40	2,709.12	64,742.77
0000305112	*BUS OPERATOR	40,643.20	40,643.20	0.00	41,307.15	3,685.24	208.00	45,200.39
0000303371	*RAIL OPERATOR	40,643.20	40,643.20	0.00	40,664.41	7,478.31	208.00	48,350.72
0000317614	MGR REGIONAL SERVICES COORD	71,577.22	71,577.22	0.00	68,548.97	0.00	3,028.29	71,577.26
0000302454	*BUS OPERATOR	40,643.20	40,643.20	0.00	34,503.86	533.45	208.00	35,245.31
0000303320	*SR TRAFFIC CHECKER	30,950.40	32,427.20	1,476.80	32,511.99	3,033.64	0.00	35,545.63
0000303928	*BUS OPERATOR	40,643.20	40,643.20	0.00	42,048.78	11,171.05	683.62	53,903.45
0000303715	*BUS OPERATOR	40,643.20	40,643.20	0.00	42,406.02	10,566.37	208.00	53,180.39
0000304484	*BUS OPERATOR (DATE LAST EMPLOYED 01-JUL-10)	40,643.20	40,643.20	0.00	41,011.92	2,537.85	208.00	43,757.77
0000320232	TRANSIT POLICE OFFICER SR	41,641.60	43,305.60	1,664.00	43,797.32	3,186.69	1,665.60	48,649.61
0000303402	*BUS OPERATOR	40,643.20	40,643.20	0.00	39,357.36	4,015.83	208.00	43,581.19
0000305573	*BUS OPERATOR	40,643.20	40,643.20	0.00	41,033.11	5,386.40	208.00	46,627.51
0000319961	*JOURNEYMAN SUPPORT EQUIPMENT	42,390.40	43,804.80	1,414.40	44,134.36	3,622.67	2,179.64	49,936.67
0000322347	MGR INSURANCE SAFETY	70,000.06	70,000.06	0.00	67,308.04	0.00	0.00	67,308.04
0000321137	*RAIL OPERATOR	34,548.80	37,606.40	3,057.60	36,004.25	7,118.96	208.00	43,331.21
0000321416	*SMALL BUS OPERATOR FT	24,564.80	26,083.20	1,518.40	25,236.47	1,471.46	208.00	26,915.93
0000324008	*RAIL STATION CLEANER	24,024.00	26,894.40	2,870.40	26,310.41	8,661.40	930.96	35,902.77
0000302527	MGR BUSINESS DEV SALES	90,850.24	90,850.24	0.00	87,356.11	0.00	3,843.68	91,199.79
0000305534	*JOURNEYMAN ET-LABORATORY	43,804.80	43,804.80	0.00	44,042.37	0.00	200.00	44,242.37
0000304074	*JOURNEYMAN RAIL CAR MECHANIC	43,804.80	43,804.80	0.00	39,154.86	31.59	200.00	39,386.45
0000319031	*BUS OPERATOR	37,606.40	40,643.20	3,036.80	40,734.65	9,028.30	208.00	49,970.95
0000304690	*BUS OPERATOR	40,643.20	40,643.20	0.00	41,058.76	9,168.85	2,552.80	52,780.41
0000302547	*BUS OPERATOR	40,643.20	40,643.20	0.00	41,125.97	10,596.82	6,070.00	57,792.79
0000321723	*TRANSPORTATION ASSISTANT	27,352.00	30,409.60	3,057.60	29,129.03	78.19	0.00	29,207.22
0000305361	*BUS OPERATOR	40,643.20	40,643.20	0.00	41,350.90	7,441.66	208.00	49,000.56
0000306449	*JOURNEYMAN TRACK MECHANIC	41,392.00	43,804.80	2,412.80	43,319.13	522.22	200.00	44,041.35
0000306335	*REPROGRAPHICS SPEC III	42,515.20	42,515.20	0.00	42,771.81	565.99	0.00	43,337.80
0000319323	SR COMMUNITY OUTREACH PLANNER	68,788.20	68,788.20	0.00	66,142.51	0.00	6,614.85	72,757.36
0000320687	*BUS OPERATOR	37,606.40	40,643.20	3,036.80	38,570.16	2,727.40	1,654.40	42,951.96
0000324682	TRANSIT POLICE OFFICER	38,500.80	38,500.80	0.00	31,146.36	2,501.51	0.00	33,647.87
0000305737	INSTRUCTOR CENTRAL CONTROL	57,907.20	57,907.20	0.00	55,680.00	125.28	1,224.96	57,030.24
0000322494	*BUS OPERATOR	28,454.40	31,491.20	3,036.80	31,657.36	4,188.58	813.60	36,659.54
0000305646	*JOURNEYMAN BODY REPAIR	43,804.80	43,804.80	0.00	44,071.11	1,192.53	200.00	45,463.64

MARTOC REPORT

EE NUMBER	TITLE	FY 09	FY 10	DIFFERENCE	REGULAR	OVERTIME	OTHER	TOTAL
		BASE SALARY	BASE SALARY	+/-	EARNINGS	EARNINGS	EARNINGS	EARNINGS
0000306235	*JOURNEYMAN ET-RAIL CAR MAINT	43,804.80	43,804.80	0.00	44,211.20	3,925.10	200.00	48,336.30
0000321774	*BUS OPERATOR	31,491.20	34,548.80	3,057.60	34,498.14	4,183.64	1,869.00	40,550.78
0000302100	*BUS OPERATOR	40,643.20	40,643.20	0.00	40,371.60	3,625.47	208.00	44,205.07
0000304874	SUPV RAIL YARD TOWER	53,248.00	53,248.00	0.00	50,176.00	11,955.20	0.00	62,131.20
0000302720	*BUS OPERATOR	40,643.20	40,643.20	0.00	41,280.18	7,087.29	2,162.00	50,529.47
0000304337	*STRUCTURAL INSPECTOR	43,118.40	43,118.40	0.00	43,418.40	1,430.38	4,353.30	49,202.08
0000320420	*BUS OPERATOR	37,606.40	40,643.20	3,036.80	39,338.93	3,961.17	208.00	43,508.10
0000305970	*JOURNEYMAN ELEC POWER ELECT	43,804.80	43,804.80	0.00	44,120.81	5,890.65	200.00	50,211.46
0000306527	*BUS OPERATOR	40,643.20	40,643.20	0.00	41,055.66	11,432.52	3,725.20	56,213.38
0000302834	*SERVICEPERSON I	31,824.00	31,824.00	0.00	32,314.06	149.19	244.80	32,708.05
0000302004	RECRUITING OFFICER II	53,612.52	58,474.52	4,862.00	54,075.43	0.00	1,971.69	56,047.12
0000320706	DIR GOVERNMENT RELATIONS	90,000.04	90,000.04	0.00	86,538.60	0.00	7,268.63	93,807.23
0000303255	*BUS OPERATOR	40,643.20	40,643.20	0.00	42,110.26	19,922.14	208.00	62,240.40
0000303677	*MOBILITY OPERATOR	30,409.60	30,409.60	0.00	19,430.88	2,659.07	324.96	22,414.91
0000322256	*MOBILITY OPERATOR	23,358.40	24,564.80	1,206.40	24,153.86	4,891.52	208.00	29,253.38
0000320836	TRANSIT POLICE OFFICER SR	45,032.00	46,841.60	1,809.60	45,933.04	1,530.28	0.00	47,463.32
0000306067	SUPV RAIL YARD TOWER	54,184.00	54,184.00	0.00	54,184.00	17,466.53	0.00	71,650.53
0000303022	GEN FOREMAN BLDGS & GROUNDS	65,047.32	65,047.32	0.00	62,545.50	0.00	5,003.20	67,548.70
0000319731	*MOBILITY OPERATOR	26,083.20	27,414.40	1,331.20	28,798.96	25,550.57	603.40	54,952.93
0000315206	*JOURNEYMAN ET-RAIL CAR MAINT	39,228.80	41,080.00	1,851.20	40,237.85	1,010.15	200.00	41,448.00
0000323611	*BUS OPERATOR	28,454.40	31,491.20	3,036.80	30,329.13	3,312.67	208.00	33,849.80
0000305844	*BUS OPERATOR	40,643.20	40,643.20	0.00	41,254.44	15,752.50	3,041.30	60,048.24
0000319880	*BUS OPERATOR	37,606.40	40,643.20	3,036.80	39,594.60	2,164.86	208.00	41,967.46
0000314814	*BUS OPERATOR	40,643.20	40,643.20	0.00	43,705.12	11,374.51	208.00	55,287.63
0000307024	CONTRACT PROFESSIONAL	0.00	0.00	0.00	90,000.00	6,000.00	0.00	96,000.00
0000305712	*STATION AGENT	37,169.60	37,169.60	0.00	37,263.46	2,908.41	0.00	40,171.87
0000304318	*BUS OPERATOR	40,643.20	40,643.20	0.00	35,852.67	2,266.36	208.00	38,327.03
0000302675	*JOURNEYMAN SUPPORT EQUIPMENT	43,804.80	43,804.80	0.00	43,888.94	2,866.80	2,727.20	49,482.94
0000317959	*BUS OPERATOR	40,643.20	40,643.20	0.00	41,359.86	1,194.23	2,142.07	44,696.16
0000320859	*STATION AGENT	33,800.00	37,169.60	3,369.60	37,032.91	6,596.43	0.00	43,629.34
0000305804	*JOURNEYMAN ET-TRAIN CONTROL	43,804.80	43,804.80	0.00	42,541.11	4,154.20	916.04	47,611.35
0000304654	*AA INSPECTOR	43,804.80	43,804.80	0.00	42,423.13	22,097.32	200.00	64,720.45
0000302010	*AA INSPECTOR	43,804.80	43,804.80	0.00	45,794.87	18,094.22	4,412.00	68,301.09
0000303825	INSTRUCTOR RAIL OPERATIONS	52,499.20	52,499.20	0.00	51,489.60	5,338.26	4,442.24	61,270.10
0000303701	*JOURNEYMAN ET-HVAC	43,804.80	43,804.80	0.00	44,104.80	758.16	1,674.20	46,537.16

MARTOC REPORT

EE NUMBER	TITLE	FY 09	FY 10	DIFFERENCE	REGULAR	OVERTIME	OTHER	TOTAL
		BASE SALARY	BASE SALARY	+/-	EARNINGS	EARNINGS	EARNINGS	EARNINGS
0000305957	*JOURNEYMAN RAIL CAR MECHANIC (DATE LAST EMPLOYED 01-DEC-09)	43,804.80	43,804.80	0.00	19,585.81	4,541.08	7,653.84	31,780.73
0000305501	TRANSIT POLICE LIEUTENANT	74,609.60	80,308.80	5,699.20	78,774.40	30,578.39	9,189.18	118,541.97
0000302829	OFFICE ADMINISTRATOR II	51,153.96	51,153.96	0.00	49,186.77	0.00	4,213.08	53,399.85
0000303492	*SERVICEPERSON I (A)	32,281.60	32,281.60	0.00	33,151.96	2,648.10	1,365.76	37,165.82
0000303122	SUPV BUS TRANSPORTATION	52,561.60	52,561.60	0.00	52,561.60	398.01	2,021.60	54,981.21
0000304911	TRANSIT POLICE OFFICER SPECIAL	54,787.20	56,971.20	2,184.00	59,254.46	22,171.60	0.00	81,426.06
0000306001	SUPV RAIL LINE	48,048.00	48,048.00	0.00	43,512.90	4,197.28	1,848.00	49,558.18
0000303217	TRANSIT POLICE SERGEANT	65,936.00	65,936.00	0.00	65,851.37	4,778.80	0.00	70,630.17
0000303048	*JOURNEYMAN RAIL CAR MECHANIC	43,804.80	43,804.80	0.00	44,104.80	3,846.09	4,433.06	52,383.95
0000320042	*TRACK WALKER (DATE LAST EMPLOYED 27-JUL-10)	41,392.00	43,118.40	1,726.40	42,152.96	2,082.15	0.00	44,235.11
0000324253	CJIT-POLICE DISPATCHER (DATE LAST EMPLOYED 30-APR-10)	33,529.60	33,529.60	0.00	28,758.08	2,188.29	1,031.68	31,978.05
0000316573	TRANSIT POLICE SERGEANT	56,368.00	58,614.40	2,246.40	57,595.51	10,092.24	1,070.84	68,758.59
0000302128	*BUS OPERATOR	40,643.20	40,643.20	0.00	41,166.62	10,508.35	3,139.00	54,813.97
0000320199	*STATION AGENT	33,800.00	37,169.60	3,369.60	34,186.15	7,069.21	0.00	41,255.36
0000302302	*RAIL OPERATOR	40,643.20	40,643.20	0.00	41,251.64	26,761.71	4,897.60	72,910.95
0000317917	CLAIMS ADJUSTER III	51,469.34	51,469.34	0.00	49,489.83	0.00	1,979.26	51,469.09
0000320361	*RAIL STATION CLEANER	28,412.80	28,412.80	0.00	28,818.67	6,582.43	0.00	35,401.10
0000318792	*BUS OPERATOR	40,643.20	40,643.20	0.00	42,653.50	11,135.07	208.00	53,996.57
0000305628	*INSPECTOR	43,118.40	43,118.40	0.00	43,731.22	2,650.92	200.00	46,582.14
0000322985	TRANSIT POLICE OFFICER	40,040.00	41,641.60	1,601.60	41,262.02	11,666.16	1,201.20	54,129.38
0000319671	TRANSIT POLICE OFFICER	41,641.60	43,305.60	1,664.00	42,035.61	1,163.99	800.80	44,000.40
0000305634	*AA INSPECTOR	43,804.80	43,804.80	0.00	44,892.03	17,169.25	1,884.80	63,946.08
0000321515	TRANSIT POLICE OFFICER SR	41,641.60	45,032.00	3,390.40	45,537.91	12,535.81	0.00	58,073.72
0000316610	*BUS OPERATOR	40,643.20	40,643.20	0.00	40,782.76	4,125.84	1,771.20	46,679.80
0000304686	*BUS OPERATOR	40,643.20	40,643.20	0.00	41,200.73	8,657.66	1,771.20	51,629.59
0000322946	JOC WORK ORDER COORDINATOR	62,751.00	62,751.00	0.00	60,337.50	0.00	6,436.00	66,773.50
0000303614	INSTRUCTOR CAR MAINT MECH	56,992.00	56,992.00	0.00	55,019.20	164.40	2,192.00	57,375.60
0000302098	ELECTRICAL ENGINEER VI	91,933.92	88,427.56	-3,506.36	85,296.25	0.00	3,401.25	88,697.50
0000323951	*BUS OPERATOR	31,491.20	31,491.20	0.00	21,993.54	2,403.00	190.67	24,587.21
0000302740	*BUS OPERATOR	40,643.20	40,643.20	0.00	42,857.09	9,488.90	208.00	52,553.99
0000305789	TRANSIT POLICE OFFICER SPECIAL	56,971.20	56,971.20	0.00	59,943.02	16,167.10	0.00	76,110.12
0000304269	*BUS OPERATOR	40,643.20	40,643.20	0.00	40,429.75	8,235.92	762.16	49,427.83
0000305527	*BUS OPERATOR	40,643.20	40,643.20	0.00	41,223.43	4,816.36	208.00	46,247.79
0000304279	DISPATCHER RADIO COMMUNICATION	52,312.00	52,312.00	0.00	52,312.00	16,045.70	0.00	68,357.70

MARTOC REPORT

EE NUMBER	TITLE	FY 09	FY 10	DIFFERENCE	REGULAR	OVERTIME	OTHER	TOTAL
		BASE SALARY	BASE SALARY	+/-	EARNINGS	EARNINGS	EARNINGS	EARNINGS
0000303694	TRANSIT POLICE OFFICER SR	56,971.20	54,787.20	-2,184.00	57,190.32	20,768.59	4,382.40	82,341.31
0000302392	*JOURNEYMAN ET-TELEPHONE MAINT	43,804.80	43,804.80	0.00	45,138.62	19,649.14	200.00	64,987.76
0000323945	SPECIFICATIONS WRITER	67,000.18	67,000.18	0.00	64,424.38	0.00	0.00	64,424.38
0000305366	SUPV RAIL LINE	50,731.20	50,731.20	0.00	50,731.20	24,950.98	3,008.27	78,690.45
0000319732	*MOBILITY OPERATOR	26,083.20	27,414.40	1,331.20	27,415.04	10,670.96	1,921.40	40,007.40
0000318782	COMPENSATION ANALYST III	63,194.04	63,194.04	0.00	60,763.52	0.00	1,461.05	62,224.57
0000317910	TRANSIT POLICE OFFICER SR	46,841.60	48,713.60	1,872.00	47,107.47	6,479.66	0.00	53,587.13
0000321423	*SMALL BUS OPERATOR FT	24,564.80	26,083.20	1,518.40	26,376.66	1,622.94	2,979.36	30,978.96
0000302638	*BUS OPERATOR	40,643.20	40,643.20	0.00	37,645.79	1,850.71	208.00	39,704.50
0000305652	*BUS OPERATOR	40,643.20	40,643.20	0.00	41,937.43	36,070.62	3,334.40	81,342.45
0000304650	RIDESTORE ASSISTANT	38,688.00	38,688.00	0.00	38,906.24	2,708.16	5,198.08	46,812.48
0000306227	*TRACK MAINTAINER	43,118.40	43,118.40	0.00	42,703.30	1,710.31	0.00	44,413.61
0000304626	SUPV BREEZE MEDIA DIST RIDE ST	54,678.26	54,678.26	0.00	52,575.37	0.00	2,839.05	55,414.42
0000302587	MGR RECRUITING	82,167.02	82,167.02	0.00	78,691.01	0.00	6,768.55	85,459.56
0000322991	*SECRETARY (N9)	28,516.80	28,516.80	0.00	26,836.56	2,950.08	0.00	29,786.64
0000303663	*BUS OPERATOR	40,643.20	40,643.20	0.00	41,852.41	6,610.43	989.60	49,452.44
0000320931	*JOURNEYMAN ELEC POWER ELECT	42,390.40	43,804.80	1,414.40	43,505.93	10,112.16	200.00	53,818.09
0000302543	DIR TECH ENTER PLNG & MGMT	101,000.12	101,000.12	0.00	96,727.36	0.00	5,827.62	102,554.98
0000305279	TRANSIT POLICE OFFICER SR	54,787.20	54,787.20	0.00	55,524.72	19,745.19	0.00	75,269.91
0000304127	*BUS OPERATOR	40,643.20	40,643.20	0.00	40,454.39	4,817.78	208.00	45,480.17
0000303329	*JOURNEYMAN RAIL CAR MECHANIC	43,804.80	43,804.80	0.00	45,994.95	5,741.53	1,884.80	53,621.28
0000315036	RAIL SERVICES CONTROLLER	61,880.00	61,880.00	0.00	61,459.38	728.88	0.00	62,188.26
0000303977	*BUS OPERATOR	40,643.20	40,643.20	0.00	37,017.19	896.67	208.00	38,121.86
0000304321	*BUS OPERATOR	40,643.20	40,643.20	0.00	40,171.77	23,472.24	4,897.60	68,541.61
0000305304	*RAIL OPERATOR (DATE LAST EMPLOYED 01-MAY-10)	40,643.20	40,643.20	0.00	34,920.30	1,609.21	989.60	37,519.11
0000319447	*STATION AGENT	33,800.00	37,169.60	3,369.60	35,932.11	741.52	0.00	36,673.63
0000324740	CHF SPOKESPERSON	132,000.18	132,000.18	0.00	99,000.32	0.00	0.00	99,000.32
0000305156	*RAIL OPERATOR	40,643.20	40,643.20	0.00	30,717.93	2,132.93	208.00	33,058.86
0000321711	CJIT-CALL TAKER	29,827.20	29,827.20	0.00	30,252.67	2,575.83	0.00	32,828.50
0000315290	SR DOCUMENTATION CONTROL SPEC	51,104.56	51,104.56	0.00	49,139.32	0.00	982.88	50,122.20
0000304899	*BUS OPERATOR	40,643.20	40,643.20	0.00	41,017.94	7,568.01	4,584.96	53,170.91
0000303514	*BUS OPERATOR	40,643.20	40,643.20	0.00	40,837.57	6,378.82	208.00	47,424.39
0000315236	*TRACK MAINTAINER	43,118.40	43,118.40	0.00	34,748.14	1,399.33	829.20	36,976.67
0000315023	*BUS OPERATOR	40,643.20	40,643.20	0.00	40,467.06	4,851.18	1,771.20	47,089.44
0000303263	*PT BUS OPERATOR	0.00	0.00	0.00	20,755.75	8.83	208.00	20,972.58

MARTOC REPORT

EE NUMBER	TITLE	FY 09	FY 10	DIFFERENCE	REGULAR	OVERTIME	OTHER	TOTAL
		BASE SALARY	BASE SALARY	+/-	EARNINGS	EARNINGS	EARNINGS	EARNINGS
0000315327	*BUS OPERATOR	40,643.20	40,643.20	0.00	40,849.40	3,398.05	208.00	44,455.45
0000322680	*HOSTLER JUNIOR APPRENTICE	31,491.20	32,281.60	790.40	31,808.00	6,970.56	0.00	38,778.56
0000303618	*RAIL OPERATOR	40,643.20	40,643.20	0.00	41,464.01	8,411.18	2,552.80	52,427.99
0000322290	ENTERPRISE SYSTEMS ENGINEER	74,845.16	74,845.16	0.00	70,444.73	1,050.00	0.00	71,494.73
0000319607	*JOURNEYMAN ET-RAIL CAR MAINT	42,390.40	43,804.80	1,414.40	44,446.89	6,261.63	4,412.00	55,120.52
0000319452	*BUS OPERATOR	37,606.40	40,643.20	3,036.80	40,870.00	6,181.23	208.00	47,259.23
0000320754	*MOBILITY OPERATOR	24,564.80	26,083.20	1,518.40	25,828.53	472.34	208.00	26,508.87
0000322447	*C-BUS OPERATOR (DATE LAST EMPLOYED 31-MAR-10)	29,515.20	29,515.20	0.00	22,849.24	5,788.74	208.00	28,845.98
0000322355	*PT TRAFFIC CHECKER	0.00	0.00	0.00	23,628.80	15,425.46	0.00	39,054.26
0000315984	*BUS OPERATOR	40,643.20	40,643.20	0.00	41,601.46	15,888.79	3,725.20	61,215.45
0000304041	*BUS OPERATOR	40,643.20	40,643.20	0.00	41,607.81	2,514.04	208.00	44,329.85
0000303294	SUPV RAIL LINE	50,731.20	50,731.20	0.00	49,938.53	2,195.11	7,804.80	59,938.44
0000302238	*BUS OPERATOR	40,643.20	40,643.20	0.00	41,344.60	6,112.73	572.82	48,030.15
0000305758	*SERVICEPERSON I	31,824.00	31,824.00	0.00	32,407.07	2,776.96	459.00	35,643.03
0000315024	*SERVICEPERSON I (A)	32,281.60	32,281.60	0.00	31,859.92	931.20	776.00	33,567.12
0000320941	*MOBILITY OPERATOR	24,564.80	26,083.20	1,518.40	21,964.70	1,494.69	208.00	23,667.39
0000320876	*JOURNEYMAN ELEC POWER ELECT	41,080.00	42,390.40	1,310.40	43,091.31	7,667.17	200.00	50,958.48
0000322378	*RAIL OPERATOR	31,491.20	34,548.80	3,057.60	33,557.23	1,618.58	208.00	35,383.81
0000306455	MAINTENANCE PLANNER BUS	54,995.20	54,995.20	0.00	54,995.20	66.10	0.00	55,061.30
0000321954	*RAIL OPERATOR	31,491.20	34,548.80	3,057.60	33,574.12	5,596.10	208.00	39,378.22
0000302142	*JOURNEYMAN ET-RAIL CAR MAINT	43,804.80	43,804.80	0.00	44,089.01	2,685.17	200.00	46,974.18
0000305092	*SERVICEPERSON V	41,267.20	41,662.40	395.20	41,675.20	1,984.67	796.00	44,455.87
0000319812	*BUS OPERATOR	37,606.40	40,643.20	3,036.80	40,027.78	2,823.56	208.00	43,059.34
0000316268	*BUS OPERATOR	40,643.20	40,643.20	0.00	41,526.21	7,776.96	208.00	49,511.17
0000306623	DISPATCHER RADIO COMMUNICATION	48,588.80	48,588.80	0.00	47,841.28	11,072.64	4,017.92	62,931.84
0000319797	*STATION AGENT	33,800.00	37,169.60	3,369.60	36,929.83	2,429.15	0.00	39,358.98
0000304851	*BUS OPERATOR	40,643.20	40,643.20	0.00	40,869.39	12,172.27	208.00	53,249.66
0000320214	*SERVICEPERSON I	31,824.00	31,824.00	0.00	31,322.07	28.69	0.00	31,350.76
0000322159	*SERVICEPERSON I (A)	32,281.60	32,281.60	0.00	32,643.68	2,226.28	0.00	34,869.96
0000305500	SUPV RAIL LINE	48,048.00	48,048.00	0.00	47,817.00	2,916.85	6,468.00	57,201.85
0000305856	HALF FARE REPRESENTATIVE	25,915.50	25,915.50	0.00	22,111.43	767.54	1,231.59	24,110.56
0000302325	*INSPECTOR	41,662.40	43,118.40	1,456.00	43,499.17	26,524.20	3,786.29	73,809.66
0000319776	SUPV RAIL CAR APPEARANCE	44,033.60	44,033.60	0.00	44,033.60	11,347.12	3,810.60	59,191.32
0000305458	*MATERIAL CONTROLLER	42,369.60	42,369.60	0.00	39,278.49	76.39	0.00	39,354.88

MARTOC REPORT

EE NUMBER	TITLE	FY 09	FY 10	DIFFERENCE	REGULAR	OVERTIME	OTHER	TOTAL
		BASE SALARY	BASE SALARY	+/-	EARNINGS	EARNINGS	EARNINGS	EARNINGS
0000323024	*INSPECTOR	40,206.40	40,643.20	436.80	41,780.12	9,736.47	200.00	51,716.59
0000305520	TRANSIT POLICE SERGEANT	60,964.80	63,398.40	2,433.60	65,186.16	27,917.67	1,219.20	94,323.03
0000306384	PROTECTIVE SPEC POLICE CADET	28,704.00	28,704.00	0.00	28,683.85	2,080.35	1,104.00	31,868.20
0000311394	*JOURNEYMAN ET-RAIL CAR MAINT	42,390.40	43,804.80	1,414.40	44,010.06	1,137.24	200.00	45,347.30
0000304514	BUS STOP PLANNER	51,388.74	51,388.74	0.00	49,412.51	0.00	13,833.75	63,246.26
0000302526	*RAIL STATION CLEANER	28,412.80	28,412.80	0.00	28,650.11	0.00	464.44	29,114.55
0000303973	*JOURNEYMAN ET-TRAIN CONTROL	43,804.80	43,804.80	0.00	44,331.22	16,711.18	3,964.90	65,007.30
0000305168	*BUS OPERATOR	40,643.20	40,643.20	0.00	41,360.01	7,262.82	989.60	49,612.43
0000323022	*JOURNEYMAN ET-TELEPHONE MAINT	41,080.00	42,390.40	1,310.40	42,034.35	14,287.11	3,483.54	59,805.00
0000323243	*BUS OPERATOR	28,454.40	31,491.20	3,036.80	32,199.25	3,438.57	208.00	35,845.82
0000319971	*BUS OPERATOR (DATE LAST EMPLOYED 24-NOV-09)	37,606.40	40,643.20	3,036.80	16,345.19	2,887.26	3,732.89	22,965.34
0000305211	*MOBILITY OPERATOR	30,409.60	30,409.60	0.00	30,961.96	10,795.20	1,377.60	43,134.76
0000316274	*RAIL OPERATOR	40,643.20	40,643.20	0.00	41,809.47	5,743.17	208.00	47,760.64
0000321836	*BUS OPERATOR	31,491.20	34,548.80	3,057.60	33,981.48	3,656.63	208.00	37,846.11
0000323371	*BUS OPERATOR	28,454.40	31,491.20	3,036.80	31,840.28	2,593.95	662.20	35,096.43
0000303083	*BUS OPERATOR	40,643.20	40,643.20	0.00	41,325.05	9,961.74	2,552.80	53,839.59
0000303246	CONTRACT EMP PT (DATE LAST EMPLOYED 29-JUN-10)	0.00	0.00	0.00	20,328.00	115.50	0.00	20,443.50
0000324769	IT QUALITY ASSURANCE ENGINEER	82,000.10	82,000.10	0.00	58,661.76	0.00	0.00	58,661.76
0000319628	TRANSIT POLICE OFFICER	43,305.60	45,032.00	1,726.40	43,968.31	8,833.38	0.00	52,801.69
0000303652	*BUS OPERATOR	40,643.20	40,643.20	0.00	41,035.98	1,749.00	208.00	42,992.98
0000322575	*SERVICEPERSON I (A)	32,281.60	32,281.60	0.00	30,173.67	1,642.57	0.00	31,816.24
0000316539	*BUS OPERATOR	37,606.40	40,643.20	3,036.80	39,535.23	7,043.55	1,473.60	48,052.38
0000305402	ACCOUNTING SPECIALIST III	45,864.00	45,864.00	0.00	44,405.76	882.00	1,764.00	47,051.76
0000302913	*SERVICEPERSON IV	32,281.60	34,008.00	1,726.40	33,449.80	2,863.44	627.44	36,940.68
0000320171	IT SERVICES ANALYST	56,439.24	56,439.24	0.00	54,268.55	0.00	0.00	54,268.55
0000320918	PROMOTIONAL SPECIALIST (DATE LAST EMPLOYED 02-JUL-10)	46,458.10	46,458.10	0.00	44,671.37	0.00	893.25	45,564.62
0000302449	*BUS OPERATOR (DATE LAST EMPLOYED 01-MAY-10)	40,643.20	40,643.20	0.00	34,511.80	809.90	833.28	36,154.98
0000322199	*INSPECTOR	42,390.40	41,662.40	-728.00	41,800.63	214.10	200.00	42,214.73
0000308974	*BUS OPERATOR	40,643.20	40,643.20	0.00	33,242.73	2,037.68	208.00	35,488.41
0000302935	TRANSIT POLICE OFFICER SR	54,787.20	54,787.20	0.00	55,103.29	3,832.49	5,268.00	64,203.78
0000305244	*BUS OPERATOR	40,643.20	40,643.20	0.00	21,647.89	439.66	208.00	22,295.55
0000303801	*JOURNEYMAN OVERHAULER	43,804.80	43,804.80	0.00	44,125.90	197.45	200.00	44,523.35
0000317644	*TRACK MAINTAINER	41,267.20	41,392.00	124.80	41,912.68	3,942.54	1,710.02	47,565.24
0000317666	GIS ANALYST	63,557.26	63,557.26	0.00	61,112.78	0.00	2,444.25	63,557.03

MARTOC REPORT

EE NUMBER	TITLE	FY 09	FY 10	DIFFERENCE	REGULAR	OVERTIME	OTHER	TOTAL
		BASE SALARY	BASE SALARY	+/-	EARNINGS	EARNINGS	EARNINGS	EARNINGS
0000305766	*AA INSPECTOR	43,804.80	43,804.80	0.00	44,447.05	15,629.30	3,064.16	63,140.51
0000321158	SR COST ESTIMATOR	75,000.12	75,000.12	0.00	72,115.63	0.00	2,884.50	75,000.13
0000302141	*BUS OPERATOR	40,643.20	40,643.20	0.00	40,727.02	4,221.33	1,771.20	46,719.55
0000304215	MGR TEST & INSPECTION	87,554.48	87,554.48	0.00	84,188.28	0.00	5,643.93	89,832.21
0000305221	TRANSIT POLICE OFFICER SPECIAL	56,971.20	56,971.20	0.00	59,682.81	16,947.76	821.70	77,452.27
0000318898	*BUS OPERATOR	37,606.40	40,643.20	3,036.80	37,411.85	1,045.01	208.00	38,664.86
0000307098	*MOBILITY OPERATOR	30,409.60	30,409.60	0.00	30,603.35	1,315.92	208.00	32,127.27
0000320167	*JOURNEYMAN ET-RAIL CAR MAINT	42,390.40	43,804.80	1,414.40	40,368.47	433.86	200.00	41,002.33
0000303261	FOREMAN CUSTODIAL SERVICES (DATE LAST EMPLOYED 01-JUL-10)	44,824.00	44,824.00	0.00	44,824.00	5,430.60	6,494.31	56,748.91
0000320856	*SERVICEPERSON I (A)	32,281.60	32,281.60	0.00	32,554.44	576.18	0.00	33,130.62
0000322926	*BUS OPERATOR	31,491.20	34,548.80	3,057.60	32,569.41	5,153.66	2,367.30	40,090.37
0000302242	SUPT RAIL LINE	62,804.56	62,804.56	0.00	63,727.92	0.00	12,429.12	76,157.04
0000323512	*BUS OPERATOR	31,491.20	31,491.20	0.00	23,053.40	1,806.88	208.00	25,068.28
0000302673	*BUS OPERATOR (DATE LAST EMPLOYED 01-JUL-10)	40,643.20	40,643.20	0.00	41,019.19	2,072.30	4,584.96	47,676.45
0000319449	*CUSTOMER INFORMATION OPERATOR	30,409.60	31,699.20	1,289.60	23,517.01	888.19	636.44	25,041.64
0000307099	*BUS OPERATOR	32,531.20	36,628.80	4,097.60	23,694.48	1,609.93	208.00	25,512.41
0000303117	*JOURNEYMAN ET-COMPUTER MAINT	43,804.80	43,804.80	0.00	44,922.50	4,193.64	200.00	49,316.14
0000303537	*CUSTOMER INFORMATION OPERATOR	31,699.20	31,699.20	0.00	30,548.58	3,063.26	0.00	33,611.84
0000323591	*BUS OPERATOR	31,491.20	31,491.20	0.00	24,743.75	3,263.26	208.00	28,215.01
0000320663	*BUS OPERATOR	28,454.40	31,491.20	3,036.80	31,749.18	5,812.19	409.82	37,971.19
0000314571	*RAIL OPERATOR	37,606.40	40,643.20	3,036.80	36,523.12	5,724.59	208.00	42,455.71
0000322847	MGR EXEC OFFICE ADMINISTRATION	89,453.26	89,453.26	0.00	86,012.81	0.00	7,909.07	93,921.88
0000323019	*BUS OPERATOR	31,491.20	34,548.80	3,057.60	32,156.36	4,795.09	208.00	37,159.45
0000317769	*JOURNEYMAN RAIL CAR MECHANIC	43,804.80	43,804.80	0.00	43,486.10	955.62	200.00	44,641.72
0000316942	OFFICE ADMINISTRATOR I	65,826.02	55,000.14	-10,825.88	57,458.57	0.00	1,057.88	58,516.45
0000302942	*BUS OPERATOR	40,643.20	40,643.20	0.00	35,829.18	3,235.00	208.00	39,272.18
0000306498	*BUS OPERATOR	40,643.20	40,643.20	0.00	40,643.58	4,345.59	208.00	45,197.17
0000303163	*JOURNEYMAN ET-RAIL CAR MAINT	43,804.80	43,804.80	0.00	42,085.82	1,468.94	200.00	43,754.76
0000302355	*INSPECTOR	43,118.40	43,118.40	0.00	44,361.65	8,730.02	863.36	53,955.03
0000302127	*JOURNEYMAN ET-RAIL CAR MAINT	43,804.80	43,804.80	0.00	44,347.02	5,007.02	200.00	49,554.04
0000302135	*JOURNEYMAN SUPPORT EQUIPMENT	43,804.80	43,804.80	0.00	44,138.28	55.29	200.00	44,393.57
0000306416	*RAIL OPERATOR	40,643.20	40,643.20	0.00	38,027.30	4,975.46	208.00	43,210.76
0000304392	TRANSIT POLICE LIEUTENANT	80,308.80	80,308.80	0.00	79,922.73	10,531.05	1,544.40	91,998.18
0000320832	*BUS OPERATOR	37,606.40	40,643.20	3,036.80	37,973.15	6,974.72	2,978.40	47,926.27
0000322735	MGR SYSTEMS ENGINEERING	93,994.16	93,994.16	0.00	90,379.44	0.00	0.00	90,379.44

MARTOC REPORT

EE NUMBER	TITLE	FY 09	FY 10	DIFFERENCE	REGULAR	OVERTIME	OTHER	TOTAL
		BASE SALARY	BASE SALARY	+/-	EARNINGS	EARNINGS	EARNINGS	EARNINGS
0000315140	MGR ACCOUNTING	81,876.86	81,876.86	0.00	78,098.20	0.00	6,928.32	85,026.52
0000315066	*BUS OPERATOR	40,643.20	40,643.20	0.00	41,162.12	11,288.61	208.00	52,658.73
0000319681	IT ANALYST	64,638.86	64,638.86	0.00	62,372.58	1,417.50	0.00	63,790.08
0000322512	*STATION AGENT	31,137.60	37,169.60	6,032.00	34,587.25	7,000.29	1,282.45	42,869.99
0000302256	SUPV BUS MAINTENANCE	57,449.60	57,449.60	0.00	56,455.28	8,355.05	0.00	64,810.33
0000312609	CONTRACT PROFESSIONAL	0.00	0.00	0.00	100,050.00	1,160.00	0.00	101,210.00
0000302550	LINE SUPERVISOR	49,046.40	49,046.40	0.00	49,046.40	12,208.55	2,452.32	63,707.27
0000302643	*BUS OPERATOR	40,643.20	40,643.20	0.00	35,990.81	28,938.88	2,279.24	67,208.93
0000318736	*BUS OPERATOR	40,643.20	40,643.20	0.00	41,060.47	6,575.51	1,693.04	49,329.02
0000305368	CONTRACT PROFESSIONAL	0.00	0.00	0.00	50,098.50	7,715.25	0.00	57,813.75
0000303760	DIVISION DISPATCHER	48,588.80	48,588.80	0.00	48,588.80	9,139.60	4,905.60	62,634.00
0000303367	*MATERIAL CONTROLLER	42,369.60	42,369.60	0.00	42,540.59	702.77	0.00	43,243.36
0000322035	*MOBILITY OPERATOR	23,358.40	24,564.80	1,206.40	24,440.76	16,401.52	2,449.90	43,292.18
0000303724	*JOURNEYMAN RAIL CAR MECHANIC	43,804.80	43,804.80	0.00	44,252.22	2,345.57	1,042.40	47,640.19
0000302826	*JOURNEYMAN RAIL CAR MECHANIC	43,804.80	43,804.80	0.00	44,441.76	2,764.14	200.00	47,405.90
0000303213	*JOURNEYMAN ET-TRAIN CONTROL	43,804.80	43,804.80	0.00	44,189.04	3,008.97	200.00	47,398.01
0000322579	CONTRACT EMP ADMIN SUPPORT	0.00	0.00	0.00	31,576.36	3,189.20	0.00	34,765.56
0000304778	*BUS OPERATOR	40,643.20	40,643.20	0.00	42,176.24	33,292.94	208.00	75,677.18
0000304923	*MOBILITY OPERATOR	30,409.60	30,409.60	0.00	16,923.37	5,307.12	208.00	22,438.49
0000302400	*BUS OPERATOR	40,643.20	40,643.20	0.00	41,146.29	12,517.85	2,352.52	56,016.66
0000315741	*RAIL STATION CLEANER	28,412.80	28,412.80	0.00	29,546.06	9,512.50	655.68	39,714.24
0000304504	*BUS OPERATOR	40,643.20	40,643.20	0.00	42,027.15	30,384.93	989.60	73,401.68
0000315202	*JOURNEYMAN ET-TRAIN CONTROL	42,390.40	43,804.80	1,414.40	44,303.12	9,966.78	1,884.80	56,154.70
0000304548	*BUS OPERATOR	40,643.20	40,643.20	0.00	25,133.44	3,002.30	208.00	28,343.74
0000303699	*BUS OPERATOR	40,643.20	40,643.20	0.00	41,704.68	7,182.54	208.00	49,095.22
0000320676	SVC DESK SUPPORT AGENT	41,905.50	41,905.50	0.00	38,959.34	5,074.93	805.88	44,840.15
0000305187	*JOURNEYMAN RAIL CAR MECHANIC	43,804.80	43,804.80	0.00	44,331.21	2,937.87	3,780.20	51,049.28
0000306170	*MOBILITY OPERATOR	30,409.60	30,409.60	0.00	28,008.29	4,084.59	1,377.60	33,470.48
0000323534	TRANSIT POLICE OFFICER	40,040.00	41,641.60	1,601.60	41,943.44	10,567.74	0.00	52,511.18
0000305204	*BUS OPERATOR	40,643.20	40,643.20	0.00	42,954.93	47,306.93	4,213.70	94,475.56
0000320321	*RAIL STATION CLEANER	28,412.80	28,412.80	0.00	28,733.83	4,108.25	860.45	33,702.53
0000302421	*BUS OPERATOR	40,643.20	40,643.20	0.00	42,204.97	20,054.33	208.00	62,467.30
0000303197	*JOURNEYMAN OVERHAULER	43,804.80	43,804.80	0.00	44,225.92	4,785.90	2,221.76	51,233.58
0000303665	*JOURNEYMAN SUPPORT EQUIPMENT	43,804.80	43,804.80	0.00	44,057.42	355.40	1,884.80	46,297.62

MARTOC REPORT

EE NUMBER	TITLE	FY 09	FY 10	DIFFERENCE	REGULAR	OVERTIME	OTHER	TOTAL
		BASE SALARY	BASE SALARY	+/-	EARNINGS	EARNINGS	EARNINGS	EARNINGS
0000319162	*SMALL BUS OPERATOR FT	26,083.20	27,414.40	1,331.20	27,378.15	1,278.37	208.00	28,864.52
0000306290	TRANSIT POLICE LIEUTENANT	74,609.60	80,308.80	5,699.20	75,924.82	3,624.93	2,261.80	81,811.55
0000320776	CONTRACT EMP ADMIN SUPPORT	0.00	0.00	0.00	32,328.75	3,097.53	0.00	35,426.28
0000304416	*RAIL STATION CLEANER	28,412.80	28,412.80	0.00	29,628.02	9,066.83	3,114.48	41,809.33
0000304710	*JOURNEYMAN RAIL CAR MECHANIC	43,804.80	43,804.80	0.00	42,669.64	647.61	200.00	43,517.25
0000314918	*RAIL OPERATOR	40,643.20	40,643.20	0.00	39,923.29	10,322.04	208.00	50,453.33
0000303695	*BUS OPERATOR	40,643.20	40,643.20	0.00	41,202.90	5,502.84	1,966.60	48,672.34
0000320981	*BUS OPERATOR	34,548.80	37,606.40	3,057.60	34,831.62	3,800.60	208.00	38,840.22
0000322148	SUPV BUS MAINTENANCE	52,104.00	52,104.00	0.00	52,104.00	17,772.98	0.00	69,876.98
0000316825	SR TECHNICAL SERVICES ENGINEER	78,166.92	78,166.92	0.00	75,160.60	0.00	2,104.73	77,265.33
0000304229	PARKING SERVICES REP	22,483.50	22,483.50	0.00	22,489.53	86.48	864.76	23,440.77
0000303045	*BUS DISPATCHER (BLOCKOUT)	41,662.40	41,662.40	0.00	42,593.28	17,245.91	6,409.60	66,248.79
0000311602	*RAIL OPERATOR	40,643.20	40,643.20	0.00	35,825.40	1,273.31	208.00	37,306.71
0000302994	*DATA SYSTEM CLAIMS CLERK	31,699.20	31,699.20	0.00	31,695.39	0.00	2,590.80	34,286.19
0000305926	TRANSIT POLICE OFFICER SR	54,787.20	54,787.20	0.00	54,997.92	6,292.02	2,976.42	64,266.36
0000317199	TRANSIT POLICE SERGEANT	52,124.80	54,204.80	2,080.00	55,995.27	24,553.07	2,606.00	83,154.34
0000319324	PRESS SECRETARY	65,180.70	65,180.70	0.00	62,423.38	0.00	6,017.39	68,440.77
0000305490	SUPV ACCOUNTING	70,864.04	70,864.04	0.00	68,138.82	0.00	2,725.50	70,864.32
0000302850	*BUS OPERATOR	40,643.20	40,643.20	0.00	40,337.87	2,388.83	208.00	42,934.70
0000306109	SUPV RAIL YARD TOWER (DATE LAST EMPLOYED 01-JAN-10)	54,204.80	54,204.80	0.00	28,144.80	2,345.40	3,821.70	34,311.90
0000322332	*SERVICEPERSON VII GROUNDSKEEPER	32,281.60	32,281.60	0.00	32,581.60	325.92	0.00	32,907.52
0000304849	FOREMAN BUILDINGS SUPP EQUIP	56,680.00	56,680.00	0.00	56,680.00	1,744.00	5,450.00	63,874.00
0000321514	*STATION AGENT	33,800.00	37,169.60	3,369.60	35,932.86	16,983.91	411.01	53,327.78
0000323208	TRANSIT POLICE OFFICER	41,641.60	43,305.60	1,664.00	42,322.38	15,074.78	0.00	57,397.16
0000322856	*INSPECTOR	40,206.40	41,267.20	1,060.80	38,486.07	366.39	200.00	39,052.46
0000304262	TRANSIT POLICE LIEUTENANT (DATE LAST EMPLOYED 01-JUL-10)	80,308.80	80,308.80	0.00	75,907.29	15,511.69	5,321.62	96,740.60
0000322186	*SERVICEPERSON I (A)	29,182.40	30,846.40	1,664.00	30,153.12	1,230.21	0.00	31,383.33
0000320210	*BUS OPERATOR	37,606.40	40,643.20	3,036.80	37,074.45	7,122.83	1,654.40	45,851.68
0000304870	*BUS OPERATOR	40,643.20	40,643.20	0.00	41,523.61	4,145.19	208.00	45,876.80
0000305643	*BUS OPERATOR	40,643.20	40,643.20	0.00	38,896.12	2,299.21	208.00	41,403.33
0000303025	*AA INSPECTOR	43,804.80	43,804.80	0.00	44,931.41	5,172.98	2,727.20	52,831.59
0000302265	TRANSIT POLICE SERGEANT (DATE LAST EMPLOYED 30-SEP-09)	63,398.40	63,398.40	0.00	18,166.08	10,195.56	14,635.59	42,997.23
0000317257	TRANSIT POLICE OFFICER SR (DATE LAST EMPLOYED 06-NOV-09)	46,841.60	48,713.60	1,872.00	18,232.00	405.36	2,154.64	20,792.00
0000302109	RAIL SERVICES CONTROLLER	58,323.20	58,323.20	0.00	56,977.28	2,425.46	3,364.80	62,767.54

MARTOC REPORT

EE NUMBER	TITLE	FY 09	FY 10	DIFFERENCE +/-	REGULAR EARNINGS	OVERTIME EARNINGS	OTHER EARNINGS	TOTAL EARNINGS
		BASE SALARY	BASE SALARY					
0000303629	DIVISION DISPATCHER (DATE LAST EMPLOYED 26-MAR-10)	51,230.40	51,230.40	0.00	39,013.92	2,641.59	6,338.29	47,993.80
0000303539	TRANSIT POLICE OFFICER SR	52,686.40	54,787.20	2,100.80	53,622.33	9,876.17	3,546.20	67,044.70
0000302116	RAIL SERVICES CONTROLLER	58,884.80	58,884.80	0.00	58,884.80	325.59	0.00	59,210.39
0000321480	*BUS OPERATOR	31,491.20	34,548.80	3,057.60	34,216.92	5,234.72	1,702.90	41,154.54
0000323509	*BUS OPERATOR (DATE LAST EMPLOYED 11-MAR-10)	28,454.40	31,491.20	3,036.80	22,384.01	4,098.97	1,298.08	27,781.06
0000302518	*BUS OPERATOR (DATE LAST EMPLOYED 01-JUL-10)	40,643.20	40,643.20	0.00	37,963.18	2,568.55	208.00	40,739.73
0000322221	*RAIL STATION CLEANER	24,024.00	26,894.40	2,870.40	26,286.03	3,647.15	0.00	29,933.18
0000315198	TRANSIT POLICE SERGEANT	52,686.40	56,368.00	3,681.60	53,973.04	5,029.03	1,948.80	60,950.87
0000303499	TRANSIT POLICE OFFICER SPECIAL	56,971.20	56,971.20	0.00	57,929.85	19,348.64	4,382.40	81,660.89
0000304381	*BUS OPERATOR	40,643.20	40,643.20	0.00	41,417.73	6,585.47	208.00	48,211.20
0000320950	SR ASSOCIATE COUNSEL	92,668.94	92,668.94	0.00	89,104.89	0.00	0.00	89,104.89
0000306914	CONTRACT PROFESSIONAL	0.00	0.00	0.00	109,947.50	0.00	0.00	109,947.50
0000304580	GEN SUPT BUS MAINT	81,343.60	81,343.60	0.00	78,215.17	0.00	2,502.60	80,717.77
0000304422	SUPV BUS TRANSPORTATION	48,048.00	48,048.00	0.00	48,048.00	11,828.36	3,041.37	62,917.73
0000322992	TRANSIT POLICE OFFICER	40,040.00	41,641.60	1,601.60	40,828.87	11,737.76	1,925.00	54,491.63
0000320485	*BUS OPERATOR	37,606.40	40,643.20	3,036.80	36,953.71	1,980.63	208.00	39,142.34
0000306168	GEN FOREMAN BLDGS & GROUNDS	67,847.00	67,847.00	0.00	65,237.50	0.00	6,328.28	71,565.78
0000303390	*SERVICEPERSON I	31,824.00	31,824.00	0.00	32,120.19	1,600.77	2,432.70	36,153.66
0000306161	*BUS OPERATOR (DATE LAST EMPLOYED 01-FEB-10)	40,643.20	40,643.20	0.00	25,635.90	10,539.07	3,126.40	39,301.37
0000306471	*JOURNEYMAN ET-RADIO MAINT	43,804.80	43,804.80	0.00	44,430.41	1,476.89	2,741.32	48,648.62
0000303888	*RAIL OPERATOR	40,643.20	40,643.20	0.00	41,191.26	13,805.12	6,460.80	61,457.18
0000306038	SUPV BUS MAINTENANCE	57,740.80	57,740.80	0.00	57,740.80	19,043.36	0.00	76,784.16
0000320029	*JOURNEYMAN RAIL CAR MECHANIC	42,390.40	43,804.80	1,414.40	30,601.95	0.00	3,562.70	34,164.65
0000304830	*JOURNEYMAN ET-RAIL CAR MAINT	43,804.80	43,804.80	0.00	44,015.34	157.96	200.00	44,373.30
0000303628	*SERVICEPERSON IV	34,008.00	34,008.00	0.00	35,477.04	21,059.82	0.00	56,536.86
0000305214	*BUS OPERATOR	40,643.20	40,643.20	0.00	40,419.76	11,508.09	208.00	52,135.85
0000304538	*BUS OPERATOR	40,643.20	40,643.20	0.00	41,576.75	13,041.07	1,771.20	56,389.02
0000321067	*BUS OPERATOR	37,606.40	40,643.20	3,036.80	38,869.15	4,370.81	208.00	43,447.96
0000305880	*RAIL OPERATOR	40,643.20	40,643.20	0.00	41,845.89	23,402.44	2,552.80	67,801.13
0000320584	*MATERIAL CONTROLLER	38,937.60	40,643.20	1,705.60	39,480.44	496.20	0.00	39,976.64
0000304714	MAINTENANCE PLANNER BUS	52,686.40	52,686.40	0.00	52,483.76	5,319.30	202.64	58,005.70
0000305822	*SERVICEPERSON I (DATE LAST EMPLOYED 28-JUN-10)	31,824.00	31,824.00	0.00	31,876.85	0.00	0.00	31,876.85
0000317775	*BUS OPERATOR	40,643.20	40,643.20	0.00	41,014.75	6,882.71	208.00	48,105.46
0000305499	*JOURNEYMAN ET-RADIO MAINT	43,804.80	43,804.80	0.00	44,325.94	4,785.92	3,910.15	53,022.01

MARTOC REPORT

EE NUMBER	TITLE	FY 09	FY 10	DIFFERENCE	REGULAR	OVERTIME	OTHER	TOTAL
		BASE SALARY	BASE SALARY	+/-	EARNINGS	EARNINGS	EARNINGS	EARNINGS
0000316824	*REPROGRAPHICS SPEC III	39,353.60	40,913.60	1,560.00	41,466.61	1,062.21	3,540.60	46,069.42
0000305276	OFFICE ADMINISTRATOR II	53,371.24	53,371.24	0.00	51,318.79	0.00	1,176.91	52,495.70
0000304022	*REVENUE AGENT	41,308.80	41,308.80	0.00	42,123.06	3,113.10	0.00	45,236.16
0000303124	*BUS OPERATOR	40,643.20	40,643.20	0.00	39,082.68	3,546.59	208.00	42,837.27
0000303578	*BUS OPERATOR	40,643.20	40,643.20	0.00	41,406.29	18,361.37	208.00	59,975.66
0000315243	*BUS OPERATOR	40,643.20	40,643.20	0.00	42,532.85	15,837.30	208.00	58,578.15
0000322131	*BUS OPERATOR	31,491.20	34,548.80	3,057.60	34,043.26	11,114.90	208.00	45,366.16
0000305198	SUPV BUS TRANSPORTATION	48,588.80	48,588.80	0.00	48,588.80	13,274.32	0.00	61,863.12
0000302470	SUPT BUS TRANSPORTATION	69,235.40	69,235.40	0.00	66,572.78	0.00	11,540.76	78,113.54
0000303471	*JOURNEYMAN ET-TRAIN CONTROL	43,804.80	43,804.80	0.00	24,336.56	260.63	200.00	24,797.19
0000302366	*BUS OPERATOR	40,643.20	40,643.20	0.00	40,695.97	692.62	208.00	41,596.59
0000323415	*BUS OPERATOR	28,454.40	31,491.20	3,036.80	31,656.99	4,124.92	208.00	35,989.91
0000320655	*BUS OPERATOR	37,606.40	40,643.20	3,036.80	37,838.09	3,566.07	208.00	41,612.16
0000303099	*BUS OPERATOR	40,643.20	40,643.20	0.00	41,793.31	13,543.14	833.28	56,169.73
0000316471	*BUS OPERATOR	28,454.40	31,491.20	3,036.80	31,530.63	5,537.21	520.95	37,588.79
0000318562	*BUS OPERATOR	40,643.20	40,643.20	0.00	28,832.16	2,954.50	208.00	31,994.66
0000323657	*BUS OPERATOR	31,491.20	31,491.20	0.00	20,454.34	1,498.24	208.00	22,160.58
0000314819	*BUS OPERATOR	40,643.20	40,643.20	0.00	40,925.06	4,288.14	3,725.20	48,938.40
0000323030	*BUS OPERATOR	31,491.20	34,548.80	3,057.60	31,943.67	2,135.29	208.00	34,286.96
0000305553	ARCHITECT IV	63,576.76	63,576.76	0.00	61,132.08	0.00	9,780.00	70,912.08
0000322038	*MOBILITY OPERATOR	23,358.40	24,564.80	1,206.40	21,669.25	2,794.52	208.00	24,671.77
0000321978	RIDESTORE ASSISTANT	29,035.50	29,035.50	0.00	29,415.48	6,030.55	893.41	36,339.44
0000321040	*JOURNEYMAN OVERHAULER	42,390.40	42,390.40	0.00	44,280.07	6,748.34	200.00	51,228.41
0000314232	MGR ITS APPLICATIONS	91,720.46	91,720.46	0.00	88,192.94	0.00	3,763.20	91,956.14
0000316314	COMMUNICATIONS SPECIALIST	33,696.00	33,696.00	0.00	34,020.00	9,884.04	1,296.00	45,200.04
0000318557	*BUS OPERATOR (DATE LAST EMPLOYED 28-APR-10)	40,643.20	40,643.20	0.00	35,938.15	3,204.56	1,302.24	40,444.95
0000302005	*BUS OPERATOR	40,643.20	40,643.20	0.00	33,566.87	5,605.93	0.00	39,172.80
0000320314	*RAIL STATION CLEANER	28,412.80	28,412.80	0.00	28,040.08	163.92	0.00	28,204.00
0000306423	*JOURNEYMAN ET-RAIL CAR MAINT	43,804.80	43,804.80	0.00	43,988.98	165.86	200.00	44,354.84
0000302352	*TRACK MAINTAINER	43,118.40	43,118.40	0.00	38,179.07	2,137.84	0.00	40,316.91
0000317151	DIR LABOR RELATIONS	106,948.92	106,948.92	0.00	102,835.58	0.00	10,970.00	113,805.58
0000306200	PERFORMANCE ANALYST	59,618.00	64,639.12	5,021.12	60,028.78	0.00	4,972.50	65,001.28
0000319718	AUDITOR III	57,720.78	57,720.78	0.00	55,501.01	0.00	5,034.37	60,535.38
0000314986	*SERVICEPERSON I (A)	32,281.60	32,281.60	0.00	31,546.42	628.56	155.20	32,330.18
0000305467	*JOURNEYMAN ET-COMPUTER MAINT	43,804.80	43,804.80	0.00	45,474.13	5,938.97	200.00	51,613.10

MARTOC REPORT

EE NUMBER	TITLE	FY 09	FY 10	DIFFERENCE	REGULAR	OVERTIME	OTHER	TOTAL
		BASE SALARY	BASE SALARY	+/-	EARNINGS	EARNINGS	EARNINGS	EARNINGS
0000303708	*BUS OPERATOR	40,643.20	40,643.20	0.00	41,203.56	17,802.74	2,943.60	61,949.90
0000305297	*BUS OPERATOR	40,643.20	40,643.20	0.00	41,284.46	7,621.64	989.60	49,895.70
0000320105	TRANSIT POLICE OFFICER SR	45,032.00	46,841.60	1,809.60	46,256.44	17,852.13	1,212.40	65,320.97
0000324897	EXEC OFFICE ADMINISTRATOR	73,760.18	73,760.18	0.00	45,391.10	0.00	0.00	45,391.10
0000303175	*MATERIAL CONTROLLER	42,369.60	42,369.60	0.00	42,451.12	4,461.09	0.00	46,912.21
0000305510	SUPV BUS TRANSPORTATION	52,790.40	52,790.40	0.00	52,790.40	12,842.19	0.00	65,632.59
0000302443	SUPV BUS TRANSPORTATION	55,952.00	55,952.00	0.00	55,952.00	28,540.90	4,304.00	88,796.90
0000315242	TRANSIT POLICE OFFICER SPECIAL	50,668.80	52,686.40	2,017.60	53,168.10	18,860.92	6,879.00	78,908.02
0000303956	*TRACK MAINTAINER	43,118.40	43,118.40	0.00	43,413.28	4,407.87	6,018.75	53,839.90
0000303672	*SERVICEPERSON I	31,824.00	31,824.00	0.00	31,745.33	1,021.29	612.00	33,378.62
0000304614	*CUSTOMER INFORMATION OPERATOR	31,699.20	31,699.20	0.00	31,988.76	3,651.92	0.00	35,640.68
0000306551	*AA INSPECTOR	43,804.80	43,804.80	0.00	36,249.46	276.44	873.92	37,399.82
0000303885	*BUS OPERATOR	40,643.20	40,643.20	0.00	42,607.39	9,110.25	208.00	51,925.64
0000303198	*BUS OPERATOR	40,643.20	40,643.20	0.00	40,929.05	41,694.62	2,904.52	85,528.19
0000303788	CONTRACT PROFESSIONAL	0.00	0.00	0.00	109,590.00	2,100.00	0.00	111,690.00
0000323736	*SERVICEPERSON I (A)	29,182.40	30,846.40	1,664.00	30,618.61	449.59	0.00	31,068.20
0000324169	RESEARCH SURVEYOR	0.00	0.00	0.00	21,804.00	4,171.50	0.00	25,975.50
0000304979	*JOURNEYMAN AUTOMOTIVE TECH	43,804.80	43,804.80	0.00	44,447.05	1,396.94	200.00	46,043.99
0000324186	*SERVICEPERSON I (A)	29,182.40	30,846.40	1,664.00	30,591.11	727.95	0.00	31,319.06
0000304128	MGR FINANCIAL PLAN ANALYSIS	91,213.72	99,119.80	7,906.08	93,032.69	0.00	5,094.15	98,126.84
0000305163	*JOURNEYMAN BODY REPAIR	43,804.80	43,804.80	0.00	44,031.09	252.72	200.00	44,483.81
0000303479	*BUS OPERATOR	40,643.20	40,643.20	0.00	40,255.91	2,906.19	208.00	43,370.10
0000315025	*SERVICEPERSON I (A)	32,281.60	32,281.60	0.00	32,777.24	593.64	0.00	33,370.88
0000316222	*JOURNEYMAN MACHINIST	43,804.80	43,804.80	0.00	44,429.84	3,380.14	1,716.32	49,526.30
0000323708	*BUS OPERATOR	31,491.20	31,491.20	0.00	19,811.95	1,210.25	208.00	21,230.20
0000304301	*BUS OPERATOR	40,643.20	40,643.20	0.00	41,288.11	6,900.59	208.00	48,396.70
0000315747	TRANSIT POLICE OFFICER SR	52,686.40	54,787.20	2,100.80	53,782.39	4,589.72	2,841.40	61,213.51
0000324011	CRIMINAL JUSTICE INFO TECH REC	29,827.20	29,827.20	0.00	29,758.03	6,039.07	114.72	35,911.82
0000303593	*JOURNEYMAN ET-TRAIN CONTROL	43,804.80	43,804.80	0.00	44,193.25	1,303.15	200.00	45,696.40
0000305695	TRANSIT SERVICE SPECIALIST	35,470.50	35,470.50	0.00	34,106.50	1,009.55	3,001.36	38,117.41
0000321619	*BUS OPERATOR	31,491.20	34,548.80	3,057.60	29,204.29	2,506.13	208.00	31,918.42
0000324947	*JOURNEYMAN ET-RADIO MAINT	41,080.00	41,080.00	0.00	21,758.04	4,957.32	0.00	26,715.36
0000317430	MGR PLANNING INITIATIVES (DATE LAST EMPLOYED 02-JUL-10)	86,478.08	86,478.08	0.00	83,152.36	0.00	3,326.25	86,478.61
0000304146	*RAIL OPERATOR	40,643.20	40,643.20	0.00	40,431.28	2,278.68	208.00	42,917.96

MARTOC REPORT

EE NUMBER	TITLE	FY 09	FY 10	DIFFERENCE	REGULAR	OVERTIME	OTHER	TOTAL
		BASE SALARY	BASE SALARY	+/-	EARNINGS	EARNINGS	EARNINGS	EARNINGS
0000320976	TRANSIT POLICE OFFICER SPECIAL	45,032.00	48,713.60	3,681.60	47,425.83	6,824.06	1,171.00	55,420.89
0000302972	*REPROGRAPHICS SPEC I	29,889.60	29,889.60	0.00	30,204.43	0.00	0.00	30,204.43
0000304855	*BUS OPERATOR	40,643.20	40,643.20	0.00	37,746.93	9,286.10	1,771.20	48,804.23
0000317740	BREEZE CARD SPECIALIST	36,511.54	36,511.54	0.00	35,107.38	0.00	1,450.80	36,558.18
0000323713	*BUS OPERATOR	31,491.20	31,491.20	0.00	24,382.94	1,926.60	208.00	26,517.54
0000304643	CJIT-POLICE DISPATCHER	33,696.00	33,696.00	0.00	34,910.80	20,222.96	0.00	55,133.76
0000322034	*MOBILITY OPERATOR	23,358.40	24,564.80	1,206.40	23,388.19	1,978.83	208.00	25,575.02
0000305164	*JOURNEYMAN RAIL CAR MECHANIC	43,804.80	43,804.80	0.00	44,310.14	1,682.18	200.00	46,192.32
0000320362	*RAIL STATION CLEANER	28,412.80	28,412.80	0.00	27,101.07	2,622.72	0.00	29,723.79
0000314987	*MOBILITY OPERATOR	30,409.60	30,409.60	0.00	33,165.49	14,704.21	558.88	48,428.58
0000317428	*SERVICEPERSON I	31,824.00	31,824.00	0.00	32,143.16	745.88	143.82	33,032.86
0000322433	*INSPECTOR (DATE LAST EMPLOYED 27-AUG-10)	40,643.20	41,392.00	748.80	43,596.47	13,273.20	200.00	57,069.67
0000304080	*RAIL STATION CLEANER	28,412.80	28,412.80	0.00	28,712.80	491.76	0.00	29,204.56
0000323656	*BUS OPERATOR	31,491.20	31,491.20	0.00	19,970.76	2,235.87	208.00	22,414.63
0000318787	*RAIL STATION CLEANER	28,412.80	28,412.80	0.00	26,048.13	896.45	0.00	26,944.58
0000305463	*BUS OPERATOR	40,643.20	40,643.20	0.00	41,441.44	14,592.11	1,458.56	57,492.11
0000305627	*BUS OPERATOR	40,643.20	40,643.20	0.00	41,895.40	10,740.75	3,178.08	55,814.23
0000305555	SUPV MOBILITY TRANSPORTATION	42,723.20	42,723.20	0.00	42,620.50	3,014.34	0.00	45,634.84
0000323123	QA ENGINEER	73,759.92	73,759.92	0.00	70,923.14	0.00	0.00	70,923.14
0000322930	*BUS OPERATOR	31,491.20	34,548.80	3,057.60	31,929.10	2,410.51	208.00	34,547.61
0000305425	SPECIFICATIONS TECH SPECIALIST	56,906.46	56,906.46	0.00	54,718.28	0.00	1,094.25	55,812.53
0000308759	MATERIALS PERFORMANCE ANALYST	50,280.36	50,280.36	0.00	48,346.60	0.00	4,060.35	52,406.95
0000321365	*BUS OPERATOR	31,491.20	34,548.80	3,057.60	35,543.96	4,293.97	208.00	40,045.93
0000306246	TRANSIT POLICE OFFICER SR	54,787.20	54,787.20	0.00	54,866.23	4,899.31	5,268.00	65,033.54
0000305424	*RAIL OPERATOR	40,643.20	40,643.20	0.00	39,582.28	14,456.11	208.00	54,246.39
0000321039	*SERVICEPERSON I (A)	32,281.60	32,281.60	0.00	32,732.92	0.00	0.00	32,732.92
0000304103	TRANSIT POLICE LIEUTENANT	66,310.40	68,972.80	2,662.40	68,256.00	9,831.58	4,654.01	82,741.59
0000304930	*MATERIAL CONTROLLER	42,369.60	42,369.60	0.00	20,925.64	534.73	0.00	21,460.37
0000305118	*SERVICEPERSON I (A)	32,281.60	32,281.60	0.00	32,666.96	3,911.04	2,048.64	38,626.64
0000305904	*JOURNEYMAN RAIL CAR MECHANIC	43,804.80	43,804.80	0.00	44,304.93	5,299.36	200.00	49,804.29
0000305372	*BUS OPERATOR	40,643.20	40,643.20	0.00	30,333.27	8,056.23	1,771.20	40,160.70
0000305006	*BUS OPERATOR	40,643.20	40,643.20	0.00	40,538.57	5,099.72	208.00	45,846.29
0000304876	*AA INSPECTOR	43,804.80	43,804.80	0.00	44,457.58	2,487.80	1,644.30	48,589.68
0000304383	TRANSIT POLICE OFFICER SPECIAL	54,787.20	56,971.20	2,184.00	58,033.89	9,909.73	3,012.90	70,956.52
0000316781	*MOBILITY OPERATOR	27,414.40	28,766.40	1,352.00	26,265.03	693.05	208.00	27,166.08

MARTOC REPORT

EE NUMBER	TITLE	FY 09	FY 10	DIFFERENCE	REGULAR	OVERTIME	OTHER	TOTAL
		BASE SALARY	BASE SALARY	+/-	EARNINGS	EARNINGS	EARNINGS	EARNINGS
0000316163	CONTRACT PROFESSIONAL	0.00	0.00	0.00	37,050.00	2,320.00	0.00	39,370.00
0000323616	*BUS OPERATOR	31,491.20	31,491.20	0.00	22,656.17	867.59	208.00	23,731.76
0000302059	*BUS OPERATOR	40,643.20	40,643.20	0.00	40,533.89	135.71	208.00	40,877.60
0000305269	CJIT-POLICE DISPATCHER	36,732.80	36,732.80	0.00	37,481.77	10,281.59	1,836.64	49,600.00
0000304440	*JOURNEYMAN ELEC POWER ELECT	43,804.80	43,804.80	0.00	44,438.34	394.89	200.00	45,033.23
0000303138	*BUS OPERATOR	40,643.20	40,643.20	0.00	42,163.54	18,187.01	1,575.80	61,926.35
0000304828	MOBILITY SYSTEM DATA SPECIALIST	30,751.50	30,751.50	0.00	31,887.23	10,656.80	1,884.52	44,428.55
0000302554	*INSPECTOR	43,118.40	43,118.40	0.00	43,283.71	5,382.05	200.00	48,865.76
0000321899	*RAIL OPERATOR	31,491.20	34,548.80	3,057.60	30,856.90	4,010.46	208.00	35,075.36
0000303869	*BUS OPERATOR	40,643.20	40,643.20	0.00	41,723.24	8,519.64	208.00	50,450.88
0000304343	SUPV ACCOUNTING	70,750.16	70,750.16	0.00	67,757.18	0.00	8,980.58	76,737.76
0000323447	AGM BUS OPERATIONS	180,000.08	180,000.08	0.00	173,077.40	0.00	0.00	173,077.40
0000312198	CONTRACT EMP PT POLICE OFFICER	0.00	0.00	0.00	31,125.00	5,422.50	0.00	36,547.50
0000302258	PLANNER CUSTODIAL LANDSCAPE (DATE LAST EMPLOYED 02-JUL-10)	53,248.00	53,248.00	0.00	53,248.00	0.00	0.00	53,248.00
0000320902	*STATION AGENT	33,800.00	37,169.60	3,369.60	36,545.44	13,167.66	0.00	49,713.10
0000306252	*BUS OPERATOR	40,643.20	40,643.20	0.00	40,876.97	15.54	208.00	41,100.51
0000318743	*SERVICEPERSON IV	34,008.00	34,008.00	0.00	33,734.67	459.87	0.00	34,194.54
0000306507	*BUS OPERATOR	40,643.20	40,643.20	0.00	41,710.62	18,131.33	5,172.34	65,014.29
0000306241	SR EVALUATION ANALYST	62,700.30	62,700.30	0.00	60,289.04	0.00	8,519.75	68,808.79
0000320693	*SERVICEPERSON IV	34,008.00	34,008.00	0.00	35,016.47	10,883.07	0.00	45,899.54
0000316502	*MOBILITY OPERATOR	26,083.20	27,414.40	1,331.20	19,418.55	1,729.03	208.00	21,355.58
0000316478	*STATION AGENT	33,800.00	37,169.60	3,369.60	36,348.88	1,865.09	0.00	38,213.97
0000302896	*BUS OPERATOR	40,643.20	40,643.20	0.00	34,730.94	6,906.68	208.00	41,845.62
0000304799	MAINTENANCE PLANNER-RAIL (DATE LAST EMPLOYED 01-MAY-10)	52,104.00	52,104.00	0.00	44,088.00	2,555.10	11,322.60	57,965.70
0000317448	TRANSIT POLICE OFFICER SR	45,032.00	46,841.60	1,809.60	46,143.07	10,214.51	0.00	56,357.58
0000321307	*RAIL STATION CLEANER	24,024.00	26,894.40	2,870.40	27,357.68	6,732.07	0.00	34,089.75
0000303347	*JOURNEYMAN BODY REPAIR	43,804.80	43,804.80	0.00	45,045.58	11,633.09	200.00	56,878.67
0000302037	*BUS OPERATOR	40,643.20	40,643.20	0.00	41,450.12	12,716.04	208.00	54,374.16
0000306092	*BUS OPERATOR	40,643.20	40,643.20	0.00	43,102.52	12,393.27	1,653.96	57,149.75
0000305274	*STATION AGENT	37,169.60	37,169.60	0.00	37,352.56	9,883.03	1,429.60	48,665.19
0000322334	*INSPECTOR	40,643.20	41,392.00	748.80	41,494.75	2,269.71	200.00	43,964.46
0000302492	*REVENUE AGENT	41,308.80	41,308.80	0.00	39,963.31	275.58	0.00	40,238.89
0000302718	MGR CRIMINAL JUSTICE COMM/RECD	74,603.10	74,603.10	0.00	71,447.14	0.00	5,739.00	77,186.14
0000305660	*JOURNEYMAN ET-TRAIN CONTROL	43,804.80	43,804.80	0.00	44,526.03	20,099.21	200.00	64,825.24

MARTOC REPORT

EE NUMBER	TITLE	FY 09	FY 10	DIFFERENCE	REGULAR	OVERTIME	OTHER	TOTAL
		BASE SALARY	BASE SALARY	+/-	EARNINGS	EARNINGS	EARNINGS	EARNINGS
0000321835	*RAIL OPERATOR	31,491.20	34,548.80	3,057.60	34,707.23	5,943.58	208.00	40,858.81
0000303469	*RAIL OPERATOR	40,643.20	40,643.20	0.00	41,768.44	5,383.25	208.00	47,359.69
0000322127	*C-BUS OPERATOR (DATE LAST EMPLOYED 31-MAR-10)	29,515.20	30,992.00	1,476.80	24,845.34	21,048.57	4,035.96	49,929.87
0000302269	INTERNAL COMM OUTREACH COORD	60,000.20	60,000.20	0.00	57,692.71	0.00	4,153.95	61,846.66
0000319276	*JOURNEYMAN ET-RAIL CAR MAINT (DATE LAST EMPLOYED 24-AUG-10)	42,390.40	43,804.80	1,414.40	43,422.73	521.24	200.00	44,143.97
0000315068	*MOBILITY OPERATOR	30,409.60	30,409.60	0.00	30,592.39	3,037.41	208.00	33,837.80
0000307107	*MOBILITY OPERATOR	30,409.60	30,409.60	0.00	27,068.95	4,764.42	792.80	32,626.17
0000324124	*RAIL STATION CLEANER	24,024.00	26,894.40	2,870.40	24,687.44	1,891.81	0.00	26,579.25
0000303087	ACCOUNTING SPECIALIST II	36,972.00	36,972.00	0.00	35,931.87	465.86	767.88	37,165.61
0000315331	*SERVICEPERSON I	31,824.00	31,824.00	0.00	32,120.18	3,723.65	0.00	35,843.83
0000302280	*BUS OPERATOR	40,643.20	40,643.20	0.00	41,339.27	15,237.48	208.00	56,784.75
0000319268	TRANSIT POLICE OFFICER SR	46,841.60	48,713.60	1,872.00	42,343.04	3,020.57	2,954.56	48,318.17
0000303475	*SERVICEPERSON IV	34,008.00	34,008.00	0.00	34,214.04	10,478.46	0.00	44,692.50
0000316653	*MOBILITY OPERATOR	27,414.40	28,766.40	1,352.00	30,134.71	4,685.87	208.00	35,028.58
0000303646	*BUS OPERATOR	40,643.20	40,643.20	0.00	41,484.12	17,446.07	3,334.40	62,264.59
0000302423	SUPV STRATEGIC TRAINING	69,981.08	69,981.08	0.00	67,289.84	0.00	7,895.80	75,185.64
0000322958	DATABASE ADMINISTRATOR III	83,000.06	83,000.06	0.00	88,529.39	1,980.00	0.00	90,509.39
0000320837	TRANSIT POLICE OFFICER SR	43,305.60	41,641.60	-1,664.00	44,103.84	8,775.67	0.00	52,879.51
0000321381	CONTRACT PROFESSIONAL	0.00	0.00	0.00	145,478.50	9,875.00	0.00	155,353.50
0000320501	*HOSTLER JUNIOR APPRENTICE	30,680.00	32,281.60	1,601.60	24,545.89	3,318.29	0.00	27,864.18
0000307043	*SERVICEPERSON I	32,281.60	31,824.00	-457.60	32,546.31	2,547.33	0.00	35,093.64
0000306542	TRANSIT POLICE SERGEANT	65,936.00	65,936.00	0.00	66,950.40	18,178.45	4,279.50	89,408.35
0000323700	*BUS OPERATOR	31,491.20	31,491.20	0.00	22,832.52	1,567.24	208.00	24,607.76
0000306545	*BUS OPERATOR	40,643.20	40,643.20	0.00	40,924.94	1,742.63	208.00	42,875.57
0000322017	CLERICAL POOL-STAFF ASSISTANT	0.00	0.00	0.00	21,799.06	45.94	0.00	21,845.00
0000302618	SUPV TRANSIT RESEARCH	50,918.66	50,918.66	0.00	48,960.39	0.00	0.00	48,960.39
0000303516	*SERVICEPERSON V	43,118.40	43,118.40	0.00	43,418.40	505.30	6,011.70	49,935.40
0000305162	*JOURNEYMAN OVERHAULER	43,804.80	43,804.80	0.00	44,171.13	7,613.21	2,221.76	54,006.10
0000303946	*RAIL OPERATOR	40,643.20	40,643.20	0.00	42,159.54	16,382.35	989.60	59,531.49
0000305240	*BUS OPERATOR (DATE LAST EMPLOYED 29-JAN-10)	40,643.20	40,643.20	0.00	21,502.80	310.42	520.64	22,333.86
0000306484	*BUS OPERATOR	40,643.20	40,643.20	0.00	40,011.41	1,630.59	1,810.28	43,452.28
0000319434	*STATION AGENT	33,800.00	37,169.60	3,369.60	37,737.55	7,162.54	0.00	44,900.09
0000322124	C-SUPV BUS TRANSPORTATION (DATE LAST EMPLOYED 31-MAR-10)	48,048.00	48,048.00	0.00	42,654.17	6,548.86	5,767.38	54,970.41
0000322542	*BUS OPERATOR	31,491.20	34,548.80	3,057.60	35,281.30	2,791.11	208.00	38,280.41

MARTOC REPORT

EE NUMBER	TITLE	FY 09	FY 10	DIFFERENCE	REGULAR	OVERTIME	OTHER	TOTAL
		BASE SALARY	BASE SALARY	+/-	EARNINGS	EARNINGS	EARNINGS	EARNINGS
0000302218	FOREMAN TRAIN CONTROL	56,638.40	56,638.40	0.00	55,549.20	16,698.87	0.00	72,248.07
0000303705	DIR RISK MANAGEMENT	98,800.26	98,800.26	0.00	94,620.58	0.00	4,180.27	98,800.85
0000305207	CUSTOMER CARE REP	42,568.50	42,568.50	0.00	40,604.05	0.00	327.45	40,931.50
0000320608	CONTRACT SERVICES INSPECTOR	32,281.60	32,635.20	353.60	31,218.76	640.20	0.00	31,858.96
0000305390	FIELD INSPECTOR	60,685.36	60,685.36	0.00	58,118.24	4,512.63	5,679.41	68,310.28
0000304927	*BUS OPERATOR	40,643.20	40,643.20	0.00	41,615.53	4,610.91	2,474.64	48,701.08
0000304322	*REVENUE AGENT	41,308.80	41,308.80	0.00	41,303.87	1,117.15	3,197.46	45,618.48
0000302347	*REVENUE AGENT PT	0.00	0.00	0.00	25,014.12	0.00	0.00	25,014.12
0000318890	DIR MARKETING AND SALES	97,828.90	97,828.90	0.00	94,066.32	0.00	3,762.76	97,829.08
0000302079	*BUS OPERATOR	40,643.20	40,643.20	0.00	40,990.08	229.53	208.00	41,427.61
0000303304	*RAIL OPERATOR	40,643.20	40,643.20	0.00	33,679.92	1,615.05	2,748.20	38,043.17
0000302886	*BUS OPERATOR	40,643.20	40,643.20	0.00	42,168.83	16,091.90	208.00	58,468.73
0000323515	*BUS OPERATOR	28,454.40	31,491.20	3,036.80	31,166.74	5,738.65	965.00	37,870.39
0000302469	*BUS OPERATOR	40,643.20	40,643.20	0.00	41,393.02	8,670.59	2,162.00	52,225.61
0000304018	LINE SUPERVISOR	44,616.00	44,616.00	0.00	44,616.01	5,807.60	1,887.60	52,311.21
0000323244	*BUS OPERATOR	28,454.40	31,491.20	3,036.80	31,820.46	2,542.90	208.00	34,571.36
0000321143	*TRACK MAINTAINER	41,267.20	41,662.40	395.20	42,580.17	2,437.11	0.00	45,017.28
0000321377	MGR SYS SAFETY ACCT/INC INVEST	86,713.12	86,713.12	0.00	83,378.05	0.00	7,004.04	90,382.09
0000305621	*JOURNEYMAN ET-COMPUTER MAINT	43,804.80	43,804.80	0.00	44,486.36	4,130.41	3,569.60	52,186.37
0000323747	*BUS OPERATOR	31,491.20	31,491.20	0.00	23,339.00	892.47	208.00	24,439.47
0000303151	*REVENUE AGENT	41,308.80	41,308.80	0.00	41,308.82	320.27	794.40	42,423.49
0000311855	SR ENTERPRISE NETWORK ENGINEER	87,964.76	87,964.76	0.00	64,282.12	0.00	0.00	64,282.12
0000302215	TRANSIT POLICE SERGEANT	54,787.20	58,614.40	3,827.20	59,123.90	22,706.05	3,983.66	85,813.61
0000302157	TRANSIT POLICE OFFICER SR	52,686.40	54,787.20	2,100.80	52,283.20	903.13	983.54	54,169.87
0000304275	*BUS OPERATOR	40,643.20	40,643.20	0.00	41,153.72	6,836.67	208.00	48,198.39
0000314920	*BUS OPERATOR	40,643.20	40,643.20	0.00	40,390.13	322.43	208.00	40,920.56
0000305227	*JOURNEYMAN ELEC POWER ELECT	43,804.80	43,804.80	0.00	41,652.14	5,875.78	3,564.77	51,092.69
0000304298	*JOURNEYMAN ELEC POWER ELECT	43,804.80	43,804.80	0.00	44,534.24	8,877.81	1,042.40	54,454.45
0000303110	SUPV CUSTOMER INFO CENTR	53,244.88	53,244.88	0.00	53,244.98	0.00	2,662.51	55,907.49
0000320549	*BUS OPERATOR	37,606.40	40,643.20	3,036.80	19,569.60	1,213.99	0.00	20,783.59
0000320480	TRANSIT POLICE OFFICER SPECIAL	54,787.20	56,971.20	2,184.00	50,104.34	8,912.63	0.00	59,016.97
0000302235	*JOURNEYMAN ET-RAIL CAR MAINT	43,804.80	43,804.80	0.00	44,483.89	4,564.79	1,463.60	50,512.28
0000304105	*JOURNEYMAN RAIL CAR MECHANIC	43,804.80	43,804.80	0.00	44,273.28	11,364.53	5,149.10	60,786.91
0000302951	TRANSIT POLICE OFFICER SPECIAL	56,971.20	56,971.20	0.00	56,998.59	2,200.16	5,478.00	64,676.75
0000303072	*BUS OPERATOR	40,643.20	40,643.20	0.00	40,728.06	8,323.60	208.00	49,259.66

MARTOC REPORT

EE NUMBER	TITLE	FY 09	FY 10	DIFFERENCE	REGULAR	OVERTIME	OTHER	TOTAL
		BASE SALARY	BASE SALARY	+/-	EARNINGS	EARNINGS	EARNINGS	EARNINGS
0000315525	*JOURNEYMAN ET-RAIL CAR MAINT	43,804.80	43,804.80	0.00	44,004.77	1,326.81	200.00	45,531.58
0000303809	SUPV RAIL YARD TOWER (DATE LAST EMPLOYED 01-NOV-09)	53,248.00	53,248.00	0.00	18,432.00	1,075.20	2,995.20	22,502.40
0000302807	FOREMAN TRAIN CONTROL	56,035.20	56,035.20	0.00	56,035.48	18,548.40	2,155.20	76,739.08
0000323716	*BUS OPERATOR	31,491.20	31,491.20	0.00	21,387.83	781.31	208.00	22,377.14
0000303714	IT CONTRACTS ADMINISTRATOR	30,472.00	55,009.24	24,537.24	42,925.80	5,451.75	10,076.93	58,454.48
0000321301	*SERVICEPERSON IV (DATE LAST EMPLOYED 24-FEB-10)	34,008.00	34,008.00	0.00	20,108.06	625.41	403.36	21,136.83
0000303414	*SERVICEPERSON I (A)	32,281.60	32,281.60	0.00	32,581.60	5.82	1,241.60	33,829.02
0000321972	*RAIL STATION CLEANER	26,894.40	28,412.80	1,518.40	25,593.10	1,776.84	0.00	27,369.94
0000315026	*BUS OPERATOR	40,643.20	40,643.20	0.00	40,568.60	1,655.50	989.60	43,213.70
0000315250	*BUS OPERATOR	40,643.20	40,643.20	0.00	41,343.47	9,041.73	208.00	50,593.20
0000304300	*SERVICEPERSON I (A)	32,281.60	32,281.60	0.00	32,767.84	878.82	0.00	33,646.66
0000304644	*BUS OPERATOR	40,643.20	40,643.20	0.00	40,653.40	689.69	2,552.80	43,895.89
0000315912	SUPV BUS TRANSPORTATION	48,048.00	48,048.00	0.00	48,371.40	11,111.10	3,927.00	63,409.50
0000322172	*C-BUS OPERATOR (DATE LAST EMPLOYED 31-MAR-10)	29,515.20	30,992.00	1,476.80	24,635.19	5,452.70	2,651.60	32,739.49
0000318947	*SERVICEPERSON I	31,824.00	31,824.00	0.00	31,967.20	1,147.51	0.00	33,114.71
0000302654	*BUS OPERATOR	40,643.20	40,643.20	0.00	41,415.55	16,070.55	4,897.60	62,383.70
0000304749	*BUS OPERATOR	40,643.20	40,643.20	0.00	41,675.84	14,059.59	3,041.30	58,776.73
0000322177	*C-BUS OPERATOR (DATE LAST EMPLOYED 31-MAR-10)	29,515.20	30,992.00	1,476.80	15,426.67	5,840.64	833.21	22,100.52
0000318194	*SERVICEPERSON I (A)	32,281.60	32,281.60	0.00	32,298.36	1,390.98	372.48	34,061.82
0000316969	TRANSIT POLICE OFFICER SPECIAL	50,668.80	52,686.40	2,017.60	52,690.66	16,800.32	3,166.80	72,657.78
0000314885	*MOBILITY OPERATOR (DATE LAST EMPLOYED 19-APR-10)	30,409.60	30,409.60	0.00	24,451.97	5,904.76	544.26	30,900.99
0000314192	*BUS OPERATOR	34,548.80	37,606.40	3,057.60	35,509.54	3,932.02	208.00	39,649.56
0000317916	TRANSIT POLICE OFFICER SR	46,841.60	46,841.60	0.00	18,094.82	1,699.14	861.48	20,655.44
0000321700	*BUS OPERATOR	31,491.20	34,548.80	3,057.60	34,939.16	3,414.55	208.00	38,561.71
0000305557	TRANSTAT ANALYST OPNS PERFORM	65,425.10	65,425.10	0.00	62,909.04	0.00	6,542.26	69,451.30
0000306004	*RAIL OPERATOR	40,643.20	40,643.20	0.00	41,503.30	13,454.62	1,771.20	56,729.12
0000317246	*STATION AGENT	37,169.60	37,169.60	0.00	38,308.85	16,143.43	893.50	55,345.78
0000323517	*BUS OPERATOR	28,454.40	31,491.20	3,036.80	30,871.87	10,298.76	208.00	41,378.63
0000320680	CONTRACT PROFESSIONAL	0.00	0.00	0.00	78,162.00	13,209.00	0.00	91,371.00
0000306618	C-DIVISION DISPATCHER (DATE LAST EMPLOYED 31-MAR-10)	48,055.49	48,055.49	0.00	42,463.94	4,433.74	8,624.61	55,522.29
0000320860	*MOBILITY OPERATOR	23,358.40	23,358.40	0.00	21,819.20	3,562.83	208.00	25,590.03
0000323531	*BUS OPERATOR	28,454.40	31,491.20	3,036.80	32,117.82	16,585.15	208.00	48,910.97
0000320325	*SERVICEPERSON IV	34,008.00	34,008.00	0.00	34,738.05	10,827.98	0.00	45,566.03
0000303178	*BUS OPERATOR	40,643.20	40,643.20	0.00	35,843.27	9,318.09	208.00	45,369.36

MARTOC REPORT

EE NUMBER	TITLE	FY 09 BASE SALARY	FY 10 BASE SALARY	DIFFERENCE +/-	REGULAR EARNINGS	OVERTIME EARNINGS	OTHER EARNINGS	TOTAL EARNINGS
0000322304	TRANSIT POLICE OFFICER SR	43,305.60	45,032.00	1,726.40	44,378.41	2,244.75	2,795.59	49,418.75
0000322343	CONTRACT BREEZE CARD SPECIALIST	0.00	0.00	0.00	30,057.79	5,009.69	0.00	35,067.48
0000302275	*BUS OPERATOR (DATE LAST EMPLOYED 21-JAN-10)	40,643.20	40,643.20	0.00	20,411.46	3,310.03	1,781.47	25,502.96
0000304344	SUPV RAIL YARD TOWER	53,248.00	53,248.00	0.00	53,452.80	6,003.20	0.00	59,456.00
0000305672	*DYNAMOMETER OPERATOR	43,804.80	43,804.80	0.00	73,889.93	6,720.91	1,884.80	82,495.64
0000305384	*BUS OPERATOR	40,643.20	40,643.20	0.00	42,637.11	17,011.26	208.00	59,856.37
0000319670	*STATION AGENT	33,800.00	37,169.60	3,369.60	36,193.52	22,766.58	3,216.60	62,176.70
0000321903	*BUS OPERATOR	31,491.20	34,548.80	3,057.60	32,246.37	5,876.48	208.00	38,330.85
0000305526	INSTRUCTOR BUS TECHNICAL	50,960.00	50,960.00	0.00	50,421.00	14,626.50	4,116.00	69,163.50
0000304687	SUPV BUS MAINTENANCE	59,425.60	59,425.60	0.00	54,540.13	5,645.44	4,571.20	64,756.77
0000321207	SUPV RAIL LINE	48,048.00	48,048.00	0.00	48,001.80	3,557.40	0.00	51,559.20
0000320737	SR DEVELOPMENT ASSOCIATE	74,520.42	74,520.42	0.00	71,654.53	0.00	1,433.25	73,087.78
0000320102	*JOURNEYMAN ET-RAIL CAR MAINT (DATE LAST EMPLOYED 26-MAR-10)	42,390.40	43,804.80	1,414.40	33,195.29	947.67	3,936.47	38,079.43
0000320237	*JOURNEYMAN RAIL CAR MECHANIC	42,390.40	43,804.80	1,414.40	43,397.61	1,243.47	200.00	44,841.08
0000304547	*BUS OPERATOR	40,643.20	40,643.20	0.00	42,032.44	17,105.50	989.60	60,127.54
0000304888	TRANSIT POLICE LIEUTENANT	74,609.60	80,308.80	5,699.20	76,356.53	8,744.60	4,304.40	89,405.53
0000304711	TRANSIT POLICE OFFICER SR	54,787.20	54,787.20	0.00	54,971.58	14,618.73	2,634.00	72,224.31
0000303050	SUPV RAIL LINE	52,790.40	52,790.40	0.00	52,790.40	8,464.23	8,857.62	70,112.25
0000320482	*BUS OPERATOR	37,606.40	40,643.20	3,036.80	39,667.68	3,275.28	208.00	43,150.96
0000322375	*BUS OPERATOR (DATE LAST EMPLOYED 18-MAR-10)	31,491.20	34,548.80	3,057.60	19,245.42	2,456.38	2,527.26	24,229.06
0000304893	*JOURNEYMAN ELEC POWER ELECT	43,804.80	43,804.80	0.00	45,154.66	6,888.26	200.00	52,242.92
0000322980	*INSPECTOR	40,206.40	41,267.20	1,060.80	41,834.53	8,277.60	200.00	50,312.13
0000304040	*BUS OPERATOR	40,643.20	40,643.20	0.00	41,486.37	5,498.96	208.00	47,193.33
0000319963	SR BUYER	54,857.14	54,857.14	0.00	52,747.40	0.00	0.00	52,747.40
0000316476	*STATION AGENT	33,800.00	37,169.60	3,369.60	35,322.91	305.84	0.00	35,628.75
0000305676	*INSPECTOR	43,118.40	43,118.40	0.00	43,580.45	9,095.42	200.00	52,875.87
0000305498	*BUS OPERATOR	40,643.20	40,643.20	0.00	41,568.87	2,210.92	208.00	43,987.79
0000306139	*BUS OPERATOR	40,643.20	40,643.20	0.00	42,340.27	17,793.98	208.00	60,342.25
0000322840	CONTRACT PROFESSIONAL	97,500.00	97,500.00	0.00	71,600.00	4,000.00	0.00	75,600.00
0000303215	*BUS OPERATOR	40,643.20	40,643.20	0.00	33,143.46	1,433.31	208.00	34,784.77
0000305117	*BUS OPERATOR	40,643.20	40,643.20	0.00	42,136.71	10,502.14	208.00	52,846.85
0000305062	*INSPECTOR	43,118.40	43,118.40	0.00	43,376.98	11,862.84	6,268.71	61,508.53
0000305706	CONSTRUCTION SAFETY ENGINEER	74,118.72	74,118.72	0.00	71,269.11	0.00	8,552.25	79,821.36
0000318960	MOBILITY CUSTOMER CARE REP	36,523.50	36,523.50	0.00	35,812.14	3,937.72	2,715.85	42,465.71

MARTOC REPORT

EE NUMBER	TITLE	FY 09	FY 10	DIFFERENCE	REGULAR	OVERTIME	OTHER	TOTAL
		BASE SALARY	BASE SALARY	+/-	EARNINGS	EARNINGS	EARNINGS	EARNINGS
0000304954	*SERVICEPERSON IV	34,008.00	34,008.00	0.00	34,393.87	1,195.67	0.00	35,589.54
0000302372	SR INSTRUCTOR RAIL MAINT	65,898.56	65,898.56	0.00	63,364.25	0.00	7,602.77	70,967.02
0000304261	*MATERIAL CONTROLLER	40,643.20	41,496.00	852.80	26,316.60	505.60	0.00	26,822.20
0000323584	*PT MOBILITY OPERATOR	0.00	0.00	0.00	20,042.92	779.13	208.00	21,030.05
0000303401	*BUS OPERATOR	40,643.20	40,643.20	0.00	37,078.13	4,837.11	208.00	42,123.24
0000305849	*BUS OPERATOR	40,643.20	40,643.20	0.00	35,207.47	2,075.23	208.00	37,490.70
0000305723	*JOURNEYMAN ET-RADIO MAINT	43,804.80	43,804.80	0.00	44,710.29	23,589.93	4,412.00	72,712.22
0000305136	*RAIL OPERATOR (DATE LAST EMPLOYED 01-APR-10)	40,643.20	40,643.20	0.00	26,957.04	2,745.54	2,606.93	32,309.51
0000302567	SUPV BUS TRANSPORTATION	54,891.20	54,891.20	0.00	46,707.24	6,003.73	0.00	52,710.97
0000302531	*RAIL STATION CLEANER	28,412.80	28,412.80	0.00	30,543.25	3,949.45	1,092.80	35,585.50
0000316921	*MATERIAL CONTROLLER	39,769.60	41,496.00	1,726.40	40,917.75	3,311.54	0.00	44,229.29
0000320750	*MOBILITY OPERATOR	24,564.80	26,083.20	1,518.40	16,322.99	4,726.11	208.00	21,257.10
0000305693	*BUS OPERATOR	40,643.20	40,643.20	0.00	39,273.81	2,995.84	208.00	42,477.65
0000304071	*REVENUE AGENT	41,308.80	41,308.80	0.00	41,596.78	4,543.07	4,858.95	50,998.80
0000303293	COMPENSATION ANALYST III	66,641.12	66,641.12	0.00	63,822.04	0.00	7,466.19	71,288.23
0000304078	*BUS OPERATOR	40,643.20	40,643.20	0.00	41,560.14	9,704.40	1,041.78	52,306.32
0000320835	CLAIMS ADJUSTER III-WKRS COMP	58,240.26	58,240.26	0.00	56,000.65	0.00	3,101.12	59,101.77
0000320858	*SWITCHBOARD OPERATOR	28,121.60	29,369.60	1,248.00	25,781.51	10.14	0.00	25,791.65
0000318011	*BUS OPERATOR (DATE LAST EMPLOYED 09-AUG-10)	40,643.20	40,643.20	0.00	32,841.40	1,313.76	208.00	34,363.16
0000305102	MATERIAL INVENTORY CONTROL PLN	51,665.38	51,665.38	0.00	49,678.29	0.00	8,241.50	57,919.79
0000302811	*JOURNEYMAN ET-TRAIN CONTROL	43,804.80	43,804.80	0.00	44,183.79	3,751.35	200.00	48,135.14
0000304894	MOBILITY CUSTOMER CARE REP (DATE LAST EMPLOYED 19-FEB-10)	36,523.50	36,523.50	0.00	23,679.64	453.80	1,943.62	26,077.06
0000306496	FARE COLLECTION ASST	31,629.00	31,629.00	0.00	29,101.16	91.26	0.00	29,192.42
0000306272	BUSINESS ANALYST III	74,486.88	74,486.88	0.00	71,622.09	0.00	4,297.50	75,919.59
0000302370	DIR FINANCIAL MGMT & BUDGET	108,406.22	108,406.22	0.00	104,237.03	0.00	2,112.42	106,349.45
0000303352	ADMINISTRATIVE ASSISTANT	36,757.50	36,757.50	0.00	35,202.62	212.07	2,936.84	38,351.53
0000305031	*RAIL OPERATOR	40,643.20	40,643.20	0.00	41,466.19	6,171.92	208.00	47,846.11
0000320104	*BUS OPERATOR	28,454.40	28,454.40	0.00	19,179.64	1,608.21	383.12	21,170.97
0000323829	*C-BUS OPERATOR (DATE LAST EMPLOYED 31-MAR-10)	28,454.40	29,515.20	1,060.80	23,323.64	6,791.51	529.83	30,644.98
0000303647	*BUS OPERATOR	40,643.20	40,643.20	0.00	19,805.05	0.00	208.00	20,013.05
0000303749	ADMINISTRATIVE ASSISTANT (DATE LAST EMPLOYED 02-JUL-10)	30,186.00	30,186.00	0.00	24,388.15	0.00	0.00	24,388.15
0000319942	*CUSTOMER INFORMATION OPERATOR	31,699.20	31,699.20	0.00	28,472.18	760.12	0.00	29,232.30
0000316112	*MOBILITY OPERATOR	28,766.40	30,409.60	1,643.20	31,238.26	13,857.05	208.00	45,303.31
0000303604	*STATION AGENT	37,169.60	37,169.60	0.00	38,666.23	13,318.17	0.00	51,984.40

MARTOC REPORT

EE NUMBER	TITLE	FY 09	FY 10	DIFFERENCE	REGULAR	OVERTIME	OTHER	TOTAL
		BASE SALARY	BASE SALARY	+/-	EARNINGS	EARNINGS	EARNINGS	EARNINGS
0000320322	*RAIL STATION CLEANER	28,412.80	28,412.80	0.00	29,696.33	11,161.94	0.00	40,858.27
0000321539	*BUS OPERATOR	31,491.20	34,548.80	3,057.60	34,402.41	2,777.75	208.00	37,388.16
0000304104	*RAIL STATION CLEANER	28,412.80	28,412.80	0.00	28,931.36	2,981.30	0.00	31,912.66
0000322116	*C-BUS OPERATOR (DATE LAST EMPLOYED 31-MAR-10)	29,515.20	30,992.00	1,476.80	24,551.11	6,388.27	2,467.74	33,407.12
0000312401	*BUS OPERATOR	31,491.20	34,548.80	3,057.60	34,230.41	4,236.12	208.00	38,674.53
0000317723	MEDIA SALES REP	22,600.50	22,600.50	0.00	21,740.43	421.61	86.93	22,248.97
0000305901	*BUS OPERATOR	40,643.20	40,643.20	0.00	41,186.81	1,376.45	5,444.72	48,007.98
0000322157	*TRACK MAINTAINER	41,267.20	41,392.00	124.80	35,230.16	1,474.23	0.00	36,704.39
0000319676	*JOURNEYMAN ET-TRAIN CONTROL	42,390.40	43,804.80	1,414.40	44,041.67	1,513.02	200.00	45,754.69
0000321219	TRANSIT POLICE OFFICER SR	45,032.00	46,841.60	1,809.60	45,423.31	12,518.30	2,589.50	60,531.11
0000319717	ENTERPRISE TELE ENGINEER	59,535.06	59,535.06	0.00	57,905.50	0.00	7,327.25	65,232.75
0000319734	*JOURNEYMAN ET-RAIL CAR MAINT	42,390.40	43,804.80	1,414.40	43,123.92	1,504.60	200.00	44,828.52
0000305459	FOREMAN CUSTODIAL SERVICES	46,300.80	46,300.80	0.00	46,300.80	2,448.60	6,032.46	54,781.86
0000315129	PROJECT ENGINEER	64,059.06	64,059.06	0.00	61,595.76	0.00	2,463.76	64,059.52
0000315057	*BUS OPERATOR	40,643.20	40,643.20	0.00	41,248.57	4,325.37	208.00	45,781.94
0000304823	CHF STRATEGIC TRAINING	83,554.12	83,554.12	0.00	80,340.59	0.00	3,856.50	84,197.09
0000302598	*MOBILITY OPERATOR	30,409.60	30,409.60	0.00	32,709.79	20,049.68	774.53	53,534.00
0000319383	*STATION AGENT	33,800.00	37,169.60	3,369.60	36,431.28	7,592.20	0.00	44,023.48
0000302284	*BUS OPERATOR (DATE LAST EMPLOYED 06-AUG-10)	40,643.20	40,643.20	0.00	41,810.09	6,257.51	4,116.00	52,183.60
0000304328	*BUS OPERATOR	40,643.20	40,643.20	0.00	41,950.48	15,147.51	1,771.20	58,869.19
0000305423	FARE COLLECTION COORDINATOR OP	48,418.50	48,418.50	0.00	49,101.59	8,547.81	2,979.60	60,629.00
0000321817	INFORMATION SYS ANALYST III	75,000.12	75,000.12	0.00	72,115.56	0.00	7,692.08	79,807.64
0000320332	CONTRACT PROFESSIONAL	0.00	0.00	0.00	114,140.00	422.50	0.00	114,562.50
0000306529	*INFORMATION SYSTEMS REC CLERK	31,699.20	31,699.20	0.00	32,091.18	2,256.81	609.60	34,957.59
0000320973	*APPRENTICE MECHANIC	35,921.60	39,228.80	3,307.20	39,232.03	6,796.12	0.00	46,028.15
0000319625	*JOURNEYMAN ET-RAIL CAR MAINT (DATE LAST EMPLOYED 26-MAY-10)	42,390.40	43,804.80	1,414.40	36,350.96	1,694.38	200.00	38,245.34
0000319019	GEN SUPT STATION SVCS	75,489.70	75,489.70	0.00	72,586.31	0.00	9,000.09	81,586.40
0000321526	*SECRETARY (N8)	28,912.00	30,409.60	1,497.60	28,661.27	208.50	0.00	28,869.77
0000304418	*JOURNEYMAN RAIL CAR MECHANIC	43,804.80	43,804.80	0.00	44,104.81	687.09	4,833.20	49,625.10
0000305115	CUSTOMER CARE REP	40,989.00	40,989.00	0.00	39,412.51	0.00	788.25	40,200.76
0000305950	MGR CASH	79,388.92	79,388.92	0.00	76,335.62	0.00	0.00	76,335.62
0000303485	SUPV BUS MAINTENANCE	54,995.20	54,995.20	0.00	54,995.20	7,508.96	1,057.60	63,561.76
0000305344	AGM INTERNAL AUDIT	140,172.50	140,172.50	0.00	134,781.52	0.00	14,555.70	149,337.22
0000318119	*MOBILITY OPERATOR	26,083.20	27,414.40	1,331.20	22,263.64	3,329.53	0.00	25,593.17

MARTOC REPORT

EE NUMBER	TITLE	FY 09	FY 10	DIFFERENCE	REGULAR	OVERTIME	OTHER	TOTAL
		BASE SALARY	BASE SALARY	+/-	EARNINGS	EARNINGS	EARNINGS	EARNINGS
0000302281	*TRACK MAINTAINER	35,921.60	40,206.40	4,284.80	38,411.78	868.13	1,189.25	40,469.16
0000313416	*STATION AGENT	33,800.00	37,169.60	3,369.60	36,454.42	3,061.43	0.00	39,515.85
0000306364	*JOURNEYMAN ET-TRAIN CONTROL	43,804.80	43,804.80	0.00	44,146.94	13,062.53	747.56	57,957.03
0000308951	*SERVICEPERSON I (A)	30,846.40	32,281.60	1,435.20	32,015.47	384.12	0.00	32,399.59
0000303038	*BUS OPERATOR	40,643.20	40,643.20	0.00	43,760.21	19,085.40	3,334.40	66,180.01
0000302769	*JOURNEYMAN ET-RADIO MAINT	43,804.80	43,804.80	0.00	44,278.55	15,115.90	200.00	59,594.45
0000303456	*JOURNEYMAN ET-HVAC	43,804.80	43,804.80	0.00	44,094.28	884.52	200.00	45,178.80
0000306276	*TRACK WALKER	43,118.40	43,118.40	0.00	43,620.58	2,200.01	2,611.98	48,432.57
0000319307	REVENUE ADMIN SPECIAL SERVICES	53,642.68	53,642.68	0.00	51,579.67	0.00	2,682.24	54,261.91
0000305811	*RAIL OPERATOR	40,643.20	40,643.20	0.00	41,095.73	1,680.75	208.00	42,984.48
0000303851	*BUS OPERATOR	40,643.20	40,643.20	0.00	41,759.80	13,494.19	208.00	55,461.99
0000303762	*BUS OPERATOR	40,643.20	40,643.20	0.00	36,607.80	253.55	208.00	37,069.35
0000304062	*JOURNEYMAN ET-TRAIN CONTROL	43,804.80	43,804.80	0.00	44,104.80	63.19	200.00	44,367.99
0000304464	*BUS OPERATOR	40,643.20	40,643.20	0.00	41,976.04	15,923.62	989.60	58,889.26
0000322569	*SERVICEPERSON I (A)	32,281.60	32,281.60	0.00	32,670.84	2,176.68	0.00	34,847.52
0000321709	TRANSIT POLICE OFFICER SR	43,305.60	45,032.00	1,726.40	45,194.82	15,410.43	1,732.00	62,337.25
0000306312	DIVISION DISPATCHER	51,729.60	51,729.60	0.00	51,729.62	2,188.57	4,924.26	58,842.45
0000306308	*JOURNEYMAN ET-RAIL CAR MAINT	43,804.80	43,804.80	0.00	44,568.12	4,734.46	3,148.40	52,450.98
0000315357	SUPV EXTERNAL AFFAIRS	74,492.60	74,492.60	0.00	71,513.22	0.00	1,547.10	73,060.32
0000317612	CJIT-CALL TAKER	31,761.60	31,761.60	0.00	33,448.94	9,083.45	1,465.92	43,998.31
0000304396	*SERVICEPERSON II	31,824.00	31,824.00	0.00	32,023.38	0.00	1,866.60	33,889.98
0000304272	*INSPECTOR	43,118.40	43,118.40	0.00	37,621.90	4,539.98	0.00	42,161.88
0000322379	*APPRENTICE MECHANIC	35,921.60	39,228.80	3,307.20	37,142.46	3,244.92	284.00	40,671.38
0000306028	FOREMAN TRAIN CONTROL	56,305.60	56,305.60	0.00	56,305.61	9,880.55	3,519.10	69,705.26
0000315528	FARE COLLECTION COORDINATOR OP	48,184.50	48,184.50	0.00	48,444.22	3,317.36	0.00	51,761.58
0000317918	TRANSIT POLICE OFFICER SR	45,032.00	46,841.60	1,809.60	41,911.92	3,328.71	1,732.00	46,972.63
0000317762	*JOURNEYMAN ET-RAIL CAR MAINT	43,804.80	43,804.80	0.00	44,773.47	1,658.51	200.00	46,631.98
0000302422	*JOURNEYMAN ET-TRAIN CONTROL	43,804.80	43,804.80	0.00	44,669.50	12,122.69	3,569.60	60,361.79
0000321615	(DATE LAST EMPLOYED 01-JUL-10) *JOURNEYMAN RAIL CAR MECHANIC	42,390.40	43,804.80	1,414.40	38,139.57	686.32	200.00	39,025.89
0000304944	(DATE LAST EMPLOYED 22-JUN-10) *STATION AGENT	37,169.60	37,169.60	0.00	37,576.16	1,360.38	0.00	38,936.54
0000316071	FOREMAN CUSTODIAL SERVICES	44,824.00	44,824.00	0.00	44,824.00	6,551.20	862.00	52,237.20
0000302843	*RAIL OPERATOR	40,643.20	40,643.20	0.00	20,218.97	3,799.79	2,344.80	26,363.56
0000305770	*BUS OPERATOR	40,643.20	40,643.20	0.00	40,056.80	1,363.89	208.00	41,628.69
0000303511	FINANCE ADMINISTRATIVE ANALYST	73,150.22	73,150.22	0.00	70,337.04	0.00	5,908.01	76,245.05
0000304097	*BUS OPERATOR	40,643.20	40,643.20	0.00	31,819.57	3,262.27	208.00	35,289.84

MARTOC REPORT

EE NUMBER	TITLE	FY 09	FY 10	DIFFERENCE	REGULAR	OVERTIME	OTHER	TOTAL
		BASE SALARY	BASE SALARY	+/-	EARNINGS	EARNINGS	EARNINGS	EARNINGS
0000317000	*JOURNEYMAN ET-HVAC	43,804.80	43,804.80	0.00	43,929.84	668.77	200.00	44,798.61
0000320505	AGM PLANNING	140,000.12	140,000.12	0.00	134,616.11	0.00	5,384.26	140,000.37
0000324051	TRANSIT POLICE OFFICER	37,024.00	38,500.80	1,476.80	37,592.00	9,308.71	1,157.00	48,057.71
0000302064	TRANSIT POLICE OFFICER SR	54,787.20	54,787.20	0.00	54,820.13	1,975.53	0.00	56,795.66
0000321974	*BUS OPERATOR	31,491.20	34,548.80	3,057.60	30,238.14	3,084.49	208.00	33,530.63
0000317072	*JOURNEYMAN ET-HVAC	43,804.80	43,804.80	0.00	44,104.80	497.55	1,884.80	46,487.15
0000321408	*BUS OPERATOR	31,491.20	34,548.80	3,057.60	33,939.05	5,500.78	208.00	39,647.83
0000321340	TRANSIT POLICE OFFICER	37,024.00	38,500.80	1,476.80	39,193.72	14,058.48	3,590.94	56,843.14
0000305189	SR CONTRACT SPECIALIST	68,334.50	68,334.50	0.00	65,706.47	0.00	8,234.40	73,940.87
0000306590	*RAIL OPERATOR	40,643.20	40,643.20	0.00	41,134.10	7,915.24	1,445.47	50,494.81
0000303845	SUPV RAIL YARD TOWER (DATE LAST EMPLOYED 01-MAR-10)	53,248.00	53,248.00	0.00	27,477.80	2,273.28	3,942.40	33,693.48
0000304177	*BUS OPERATOR	40,643.20	40,643.20	0.00	41,261.34	7,231.23	208.00	48,700.57
0000319138	*BUS OPERATOR	37,606.40	40,643.20	3,036.80	35,878.92	3,714.45	208.00	39,801.37
0000324791	TRANSIT POLICE OFFICER	38,500.80	38,500.80	0.00	25,720.32	1,579.86	0.00	27,300.18
0000305067	DIR HR SERVICES & ADMIN	110,463.08	110,463.08	0.00	105,790.11	0.00	4,248.58	110,038.69
0000320851	*RAIL STATION CLEANER	28,412.80	28,412.80	0.00	27,246.68	7,868.16	683.00	35,797.84
0000303739	PLANNER COMM COMPTR & FARECOLL	52,686.40	52,686.40	0.00	52,483.76	0.00	1,418.48	53,902.24
0000321407	PURCHASING AGENT III	47,563.10	47,563.10	0.00	45,733.89	0.00	0.00	45,733.89
0000306008	*RAIL OPERATOR	40,643.20	40,643.20	0.00	41,156.35	12,641.85	208.00	54,006.20
0000302120	*BUS OPERATOR	40,643.20	40,643.20	0.00	37,454.02	331.22	208.00	37,993.24
0000302099	*MATERIAL CONTROLLER	39,769.60	41,496.00	1,726.40	40,770.15	2,078.57	798.00	43,646.72
0000306199	*BUS OPERATOR	40,643.20	40,643.20	0.00	20,475.31	386.62	208.00	21,069.93
0000316581	*MOBILITY OPERATOR	28,766.40	30,409.60	1,643.20	23,186.44	959.52	208.00	24,353.96
0000321061	*RAIL OPERATOR	37,606.40	40,643.20	3,036.80	38,034.90	11,152.41	208.00	49,395.31
0000321973	*JOURNEYMAN ET-RAIL CAR MAINT (DATE LAST EMPLOYED 19-MAR-10)	41,392.00	43,804.80	2,412.80	32,217.52	1,291.59	2,836.09	36,345.20
0000316118	*STRUCTURAL INSPECTOR	43,118.40	43,118.40	0.00	43,869.30	3,086.25	0.00	46,955.55
0000302363	*BUS OPERATOR	40,643.20	40,643.20	0.00	40,963.61	6,093.64	1,380.40	48,437.65
0000302082	*JOURNEYMAN RAIL CAR MECHANIC	43,804.80	43,804.80	0.00	44,262.76	8,734.69	3,569.60	56,567.05
0000321949	*BUS OPERATOR	31,491.20	34,548.80	3,057.60	33,520.58	2,587.02	208.00	36,315.60
0000304001	*JOURNEYMAN RAIL CAR MECHANIC (DATE LAST EMPLOYED 01-JUL-10)	43,804.80	43,804.80	0.00	44,148.04	8,655.66	200.00	53,003.70
0000317674	SUPV FIELD RESEARCH (DATE LAST EMPLOYED 29-JUN-10)	0.00	0.00	0.00	22,738.00	7,028.67	0.00	29,766.67
0000316577	*MOBILITY OPERATOR	28,766.40	30,409.60	1,643.20	29,700.72	5,348.49	761.20	35,810.41
0000324362	SR TECH PROJECT MANAGER (DATE LAST EMPLOYED 02-APR-10)	91,500.24	91,500.24	0.00	55,853.18	0.00	1,173.55	57,026.73
0000319868	*STATION AGENT	33,800.00	37,169.60	3,369.60	35,985.29	14,839.19	0.00	50,824.48

MARTOC REPORT

EE NUMBER	TITLE	FY 09	FY 10	DIFFERENCE	REGULAR	OVERTIME	OTHER	TOTAL
		BASE SALARY	BASE SALARY	+/-	EARNINGS	EARNINGS	EARNINGS	EARNINGS
0000323500	AGM RAIL OPERATIONS	180,000.08	180,000.08	0.00	173,077.34	0.00	0.00	173,077.34
0000322672	*INSPECTOR	42,390.40	41,662.40	-728.00	43,192.00	1,273.82	200.00	44,665.82
0000302172	*JOURNEYMAN ET-RAIL CAR MAINT	43,804.80	43,804.80	0.00	43,983.72	118.47	200.00	44,302.19
0000323065	INFORMATION SYS ANALYST III	73,759.92	73,759.92	0.00	70,923.07	0.00	4,255.88	75,178.95
0000305678	ELECTRICAL ENGINEER VI	80,694.38	80,694.38	0.00	77,591.01	0.00	12,827.80	90,418.81
0000306056	*BUS OPERATOR	40,643.20	40,643.20	0.00	41,145.59	1,136.99	208.00	42,490.58
0000306524	BUS MECH ELEC ENGINEER	71,086.60	71,086.60	0.00	68,352.55	0.00	0.00	68,352.55
0000305041	FOREMAN CUSTODIAL SERVICES	44,324.80	44,324.80	0.00	44,324.80	852.40	1,704.80	46,882.00
0000305605	*BUS OPERATOR	40,643.20	40,643.20	0.00	43,365.55	10,132.05	1,145.92	54,643.52
0000304786	DIVISION DISPATCHER	52,312.00	52,312.00	0.00	52,312.00	25.15	0.00	52,337.15
0000302145	*JOURNEYMAN PAINTER	43,804.80	43,804.80	0.00	44,694.49	13,291.57	200.00	58,186.06
0000316660	TRANSIT POLICE OFFICER SR	50,668.80	52,686.40	2,017.60	54,296.32	15,115.09	2,007.00	71,418.41
0000320079	*BUS OPERATOR	37,606.40	40,643.20	3,036.80	39,812.17	5,881.06	1,673.50	47,366.73
0000317607	*MOBILITY OPERATOR (DATE LAST EMPLOYED 28-APR-10)	27,414.40	27,414.40	0.00	22,747.66	4,132.03	374.86	27,254.55
0000303012	*BUS OPERATOR	40,643.20	40,643.20	0.00	40,969.54	8,077.90	1,771.20	50,818.64
0000304233	*BUS OPERATOR (DATE LAST EMPLOYED 01-MAY-10)	40,643.20	40,643.20	0.00	33,423.94	5,483.15	3,516.71	42,423.80
0000322431	*JOURNEYMAN ET-TRAIN CONTROL	41,392.00	43,804.80	2,412.80	43,212.01	16,383.83	200.00	59,795.84
0000302389	SUPV BUS MAINTENANCE	55,702.40	55,702.40	0.00	55,488.16	5,650.58	0.00	61,138.74
0000319408	MARKETING COORDINATOR	51,477.40	51,477.40	0.00	49,497.52	0.00	0.00	49,497.52
0000303171	*JOURNEYMAN BODY REPAIR	43,804.80	43,804.80	0.00	44,504.95	7,210.46	4,412.00	56,127.41
0000303170	*INSPECTOR	43,804.80	43,118.40	-686.40	45,212.32	9,807.16	200.00	55,219.48
0000320414	DISPATCHER-RAIL TRANSPORTATION	48,048.00	48,048.00	0.00	48,048.00	1,189.65	2,541.00	51,778.65
0000303599	*BUS OPERATOR	40,643.20	40,643.20	0.00	38,561.06	4,634.56	208.00	43,403.62
0000306665	*BUS OPERATOR	40,643.20	40,643.20	0.00	41,106.67	2,346.34	208.00	43,661.01
0000316070	*RAIL STATION CLEANER	28,412.80	28,412.80	0.00	29,436.78	10,536.99	2,103.64	42,077.41
0000302508	CHF CORPORATE LAW	114,440.04	114,440.04	0.00	110,038.60	0.00	8,803.50	118,842.10
0000323934	*TRACK MAINTAINER	40,206.40	40,643.20	436.80	40,225.04	3,279.36	0.00	43,504.40
0000302707	RECRUITING OFFICER II	51,223.12	56,085.12	4,862.00	51,684.20	0.00	1,576.20	53,260.40
0000302465	*MOBILITY OPERATOR	30,409.60	30,409.60	0.00	26,660.04	6,074.70	208.00	32,942.74
0000306452	*JOURNEYMAN RAIL CAR MECHANIC	43,804.80	43,804.80	0.00	44,104.81	742.38	200.00	45,047.19
0000322215	IT BUSINESS ANALYST II	65,000.00	65,000.00	0.00	77,687.66	1,788.60	249.99	79,726.25
0000315667	*JOURNEYMAN ET-TRAIN CONTROL	43,804.80	43,804.80	0.00	45,089.37	15,076.44	200.00	60,365.81
0000324227	QA ENGINEER	73,759.92	73,759.92	0.00	70,639.54	0.00	283.71	70,923.25
0000323529	*BUS OPERATOR	28,454.40	31,491.20	3,036.80	29,583.52	2,719.81	208.00	32,511.33

MARTOC REPORT

EE NUMBER	TITLE	FY 09	FY 10	DIFFERENCE	REGULAR	OVERTIME	OTHER	TOTAL
		BASE SALARY	BASE SALARY	+/-	EARNINGS	EARNINGS	EARNINGS	EARNINGS
0000305516	*RAIL OPERATOR	40,643.20	40,643.20	0.00	43,000.98	12,862.21	208.00	56,071.19
0000317592	*STATION AGENT	33,800.00	37,169.60	3,369.60	36,890.23	7,941.99	0.00	44,832.22
0000322243	*BUS OPERATOR	31,491.20	34,548.80	3,057.60	30,896.53	2,526.31	208.00	33,630.84
0000324171	ARCHITECT VI	81,660.80	81,660.80	0.00	78,520.49	0.00	0.00	78,520.49
0000303444	ACCOUNTANT III	55,762.72	55,762.72	0.00	58,618.02	0.00	8,580.00	67,198.02
0000302038	TRANSIT POLICE OFFICER SR	54,787.20	54,787.20	0.00	55,623.51	7,872.41	0.00	63,495.92
0000311433	*ADMIN CLERK	31,699.20	31,699.20	0.00	27,739.43	11.43	0.00	27,750.86
0000322818	SVC DESK SUPPORT AGENT	40,950.00	40,950.00	0.00	40,162.50	189.00	0.00	40,351.50
0000305013	*STATION AGENT	33,800.00	37,169.60	3,369.60	30,426.41	3,416.58	1,715.52	35,558.51
0000319156	*STATION AGENT	33,800.00	37,169.60	3,369.60	35,862.27	2,295.09	0.00	38,157.36
0000305887	LANDSCAPE ARCHITECT VI (DATE LAST EMPLOYED 02-JUL-10)	85,413.38	85,413.38	0.00	82,128.64	0.00	3,285.00	85,413.64
0000315144	PROTECTIVE SPEC POLICE CADET	27,289.60	27,289.60	0.00	27,906.24	2,081.16	419.84	30,407.24
0000317902	*STATION AGENT	33,800.00	37,169.60	3,369.60	36,021.09	3,961.48	536.10	40,518.67
0000306114	*JOURNEYMAN ET-RAIL CAR MAINT	43,804.80	43,804.80	0.00	44,067.95	2,266.62	536.96	46,871.53
0000316386	*CUSTOMER INFORMATION OPERATOR	31,699.20	31,699.20	0.00	31,667.35	2,434.65	0.00	34,102.00
0000304885	*JOURNEYMAN ET-TRAIN CONTROL	43,804.80	43,804.80	0.00	44,120.60	4,912.28	1,853.64	50,886.52
0000302343	*BUS OPERATOR	40,643.20	40,643.20	0.00	41,438.72	7,327.35	208.00	48,974.07
0000316714	*BUS OPERATOR	40,643.20	40,643.20	0.00	41,295.90	7,046.23	208.00	48,550.13
0000322923	*BUS OPERATOR	31,491.20	34,548.80	3,057.60	32,541.92	3,952.28	208.00	36,702.20
0000305684	*JOURNEYMAN RAIL CAR MECHANIC	43,804.80	43,804.80	0.00	43,746.79	1,571.61	831.80	46,150.20
0000306228	SUPV ACCOUNTING	73,529.30	73,529.30	0.00	70,701.46	0.00	11,595.05	82,296.51
0000320230	MATERIAL INVENTORY CONTROL PLN	51,665.38	51,665.38	0.00	49,678.43	0.00	0.00	49,678.43
0000304900	MAINTENANCE ENG	75,007.40	75,007.40	0.00	72,122.79	0.00	0.00	72,122.79
0000306187	*JOURNEYMAN RAIL CAR MECHANIC (DATE LAST EMPLOYED 01-FEB-10)	43,804.80	43,804.80	0.00	27,167.40	5,315.02	3,369.53	35,851.95
0000306265	TRANSIT POLICE OFFICER SR	54,787.20	54,787.20	0.00	56,262.24	24,585.14	8,428.80	89,276.18
0000302057	*BUS OPERATOR	40,643.20	40,643.20	0.00	40,427.77	11,337.20	1,614.88	53,379.85
0000302758	TRANSIT POLICE OFFICER SPECIAL	56,971.20	56,971.20	0.00	58,422.88	14,164.15	2,788.04	75,375.07
0000306231	*BUS OPERATOR	40,643.20	40,643.20	0.00	41,352.31	24,812.93	1,771.20	67,936.44
0000321364	*BUS OPERATOR	31,491.20	34,548.80	3,057.60	33,036.98	4,719.75	540.70	38,297.43
0000321710	CRIMINAL JUSTICE INFO TECH REC	30,888.00	30,888.00	0.00	30,196.08	1,991.52	831.60	33,019.20
0000319545	*PT BUS OPERATOR	0.00	0.00	0.00	26,166.58	2,141.63	208.00	28,516.21
0000316695	INSTRUCTOR AUTO TRAIN CONTROL	51,708.80	51,708.80	0.00	49,720.00	0.00	1,988.80	51,708.80
0000316216	GEN SUPT RAIL LINE	81,017.30	81,017.30	0.00	77,901.48	0.00	8,413.88	86,315.36
0000324001	DEPARTMENT ADMINISTRATOR	61,034.74	61,034.74	0.00	58,687.32	0.00	3,521.25	62,208.57
0000305872	SR RECRUITER	64,674.74	64,674.74	0.00	37,312.42	0.00	6,421.13	43,733.55

MARTOC REPORT

EE NUMBER	TITLE	FY 09 BASE SALARY	FY 10 BASE SALARY	DIFFERENCE +/-	REGULAR EARNINGS	OVERTIME EARNINGS	OTHER EARNINGS	TOTAL EARNINGS
0000321698	(DATE LAST EMPLOYED 01-FEB-10) *BUS OPERATOR	31,491.20	34,548.80	3,057.60	34,328.62	7,759.14	872.40	42,960.16
0000314909	SUPV OCCUP MED SVCS WELLNESS	70,476.12	70,476.12	0.00	67,765.61	0.00	5,963.10	73,728.71
0000319663	*BUS OPERATOR	37,606.40	40,643.20	3,036.80	40,258.56	5,272.90	208.00	45,739.46
0000306609	*MATERIAL CONTROLLER LEAD	43,659.20	43,659.20	0.00	43,711.69	31.49	0.00	43,743.18
0000319451	*BUS OPERATOR	37,606.40	40,643.20	3,036.80	40,922.47	3,720.68	3,432.10	48,075.25
0000323362	*BUS OPERATOR	28,454.40	31,491.20	3,036.80	27,548.06	3,457.81	208.00	31,213.87
0000303244	SUPV CAR REPAIR INSPECTION	61,235.20	61,235.20	0.00	61,235.20	88.32	5,888.00	67,211.52
0000304397	TRANSIT POLICE OFFICER SPECIAL	56,971.20	56,971.20	0.00	57,519.00	17,666.55	4,930.20	80,115.75
0000319325	*BUS OPERATOR	37,606.40	40,643.20	3,036.80	40,148.99	8,705.27	1,468.72	50,322.98
0000302069	*BUS OPERATOR	40,643.20	40,643.20	0.00	40,034.24	1,695.96	208.00	41,938.20
0000306327	TRANSIT POLICE OFFICER SR	54,787.20	54,787.20	0.00	56,341.26	10,950.26	1,053.60	68,345.12
0000320216	*APPRENTICE MECHANIC	35,921.60	39,228.80	3,307.20	33,266.42	786.70	0.00	34,053.12
0000304658	*MATERIAL CONTROLLER	40,643.20	41,496.00	852.80	41,004.02	1,114.10	0.00	42,118.12
0000323614	*BUS OPERATOR	31,491.20	31,491.20	0.00	22,886.64	1,411.70	208.00	24,506.34
0000320604	SUPV BUS MAINTENANCE	52,686.40	52,686.40	0.00	52,686.40	6,482.04	0.00	59,168.44
0000304216	*BUS OPERATOR	40,643.20	40,643.20	0.00	42,576.29	24,506.50	989.60	68,072.39
0000302892	*BUS OPERATOR	40,643.20	40,643.20	0.00	41,563.50	9,618.81	989.60	52,171.91
0000320168	*JOURNEYMAN RAIL CAR MECHANIC (DATE LAST EMPLOYED 21-MAY-10)	42,390.40	43,804.80	1,414.40	38,343.22	519.70	491.26	39,354.18
0000305119	SUPV BUS TRANSPORTATION	68,041.22	55,972.80	-12,068.42	65,121.87	1,157.15	10,467.00	76,746.02
0000319259	TRANSPORTATION PLANNER II (DATE LAST EMPLOYED 31-DEC-09)	52,650.00	52,650.00	0.00	27,337.50	0.00	3,645.54	30,983.04
0000303612	C-CONTRACT STORES (DATE LAST EMPLOYED 31-MAR-10)	0.00	0.00	0.00	30,160.00	345.00	0.00	30,505.00
0000305549	ASST SUPT MOBILITY DISPATCH	46,312.50	46,312.50	0.00	44,531.56	0.00	4,356.72	48,888.28
0000317323	*JOURNEYMAN SUPPORT EQUIPMENT	43,804.80	43,804.80	0.00	42,555.24	410.69	200.00	43,165.93
0000320982	*BUS OPERATOR	37,606.40	40,643.20	3,036.80	39,143.30	6,696.07	1,310.88	47,150.25
0000319810	*BUS OPERATOR	37,606.40	40,643.20	3,036.80	32,449.20	1,282.46	208.00	33,939.66
0000302615	*AA INSPECTOR	43,804.80	43,804.80	0.00	44,890.98	17,251.41	200.00	62,342.39
0000315739	*JOURNEYMAN AUTOMOTIVE TECH	41,392.00	43,804.80	2,412.80	43,340.57	2,726.39	200.00	46,266.96
0000306244	*SERVICEPERSON II	31,824.00	31,824.00	0.00	28,235.48	591.00	0.00	28,826.48
0000305250	TRANSIT POLICE OFFICER SPECIAL	56,971.20	56,971.20	0.00	57,450.55	7,477.58	4,236.69	69,164.82
0000305565	*RAIL OPERATOR	40,643.20	40,643.20	0.00	40,920.44	12,156.78	3,803.36	56,880.58
0000317062	TRANSIT POLICE OFFICER SR	45,032.00	48,713.60	3,681.60	47,817.15	11,152.58	2,803.74	61,773.47
0000305942	*AA INSPECTOR	43,804.80	43,804.80	0.00	45,510.56	22,319.47	3,801.26	71,631.29
0000303770	TRANSIT POLICE OFFICER SR	54,787.20	54,787.20	0.00	51,589.89	12,346.91	2,107.20	66,044.00
0000316528	RESEARCH SURVEYOR	0.00	0.00	0.00	17,959.50	3,822.00	0.00	21,781.50

MARTOC REPORT

EE NUMBER	TITLE	FY 09 BASE SALARY	FY 10 BASE SALARY	DIFFERENCE +/-	REGULAR EARNINGS	OVERTIME EARNINGS	OTHER EARNINGS	TOTAL EARNINGS
0000314922	TRANSIT POLICE OFFICER SR	48,713.60	50,668.80	1,955.20	50,539.18	801.04	4,872.00	56,212.22
0000304365	*BUS OPERATOR	40,643.20	40,643.20	0.00	33,799.32	4,692.90	527.09	39,019.31
0000305937	INSTRUCTOR CENTRAL MAINTENANCE	58,136.00	58,136.00	0.00	55,955.90	922.35	3,130.40	60,008.65
0000302585	RAIL SERVICES CONTROLLER	57,720.00	57,720.00	0.00	57,720.00	2,644.68	1,776.00	62,140.68
0000305531	C-CONTRACT STORES (DATE LAST EMPLOYED 31-MAR-10)	0.00	0.00	0.00	31,020.00	840.00	0.00	31,860.00
0000303114	FOREMAN CUSTODIAL SERVICES	46,779.20	46,779.20	0.00	46,554.30	449.80	224.90	47,229.00
0000305827	TRANSIT POLICE MAJOR	88,909.08	88,909.08	0.00	88,909.16	0.00	11,967.38	100,876.54
0000302318	*MATERIAL CONTROLLER	42,369.60	42,369.60	0.00	42,563.14	2,452.08	0.00	45,015.22
0000321807	RIDESTORE ASSISTANT	31,921.50	31,921.50	0.00	31,602.55	2,787.05	1,473.31	35,862.91
0000319460	*BUS OPERATOR	37,606.40	40,643.20	3,036.80	37,904.13	7,951.07	208.00	46,063.20
0000305335	*RAIL OPERATOR (DATE LAST EMPLOYED 01-AUG-10)	40,643.20	40,643.20	0.00	16,577.05	3,253.47	5,254.90	25,085.42
0000323249	*BUS OPERATOR	28,454.40	31,491.20	3,036.80	31,354.04	3,388.41	208.00	34,950.45
0000323162	*BUS OPERATOR	28,454.40	31,491.20	3,036.80	31,915.97	6,501.27	1,949.10	40,366.34
0000322180	*C-BUS OPERATOR (DATE LAST EMPLOYED 31-MAR-10)	29,515.20	30,992.00	1,476.80	24,483.22	9,891.12	2,062.46	36,436.80
0000320555	TRANSIT POLICE OFFICER SR	41,641.60	43,305.60	1,664.00	44,355.41	24,541.05	832.80	69,729.26
0000303844	*BUS OPERATOR	40,643.20	40,643.20	0.00	32,724.26	7,399.69	208.00	40,331.95
0000324732	TRANSIT POLICE OFFICER	37,024.00	37,024.00	0.00	27,503.36	2,141.20	712.00	30,356.56
0000303435	*JOURNEYMAN ET-RAIL CAR MAINT	43,804.80	43,804.80	0.00	44,099.55	1,113.56	200.00	45,413.11
0000303093	SUPV BUS MAINTENANCE	53,248.00	53,248.00	0.00	54,272.00	5,516.80	1,024.00	60,812.80
0000322547	*BUS OPERATOR	31,491.20	34,548.80	3,057.60	33,073.28	3,652.49	208.00	36,933.77
0000303924	MGR EMPLOY REL WELL ORG DEV (DATE LAST EMPLOYED 02-JUL-10)	90,370.28	90,370.28	0.00	86,894.84	0.00	0.00	86,894.84
0000316657	*STATION AGENT	37,169.60	37,169.60	0.00	37,611.89	8,343.20	2,412.45	48,367.54
0000302246	*RAIL OPERATOR	40,643.20	40,643.20	0.00	39,779.76	14,405.18	2,845.90	57,030.84
0000304871	*BUS OPERATOR	40,643.20	40,643.20	0.00	41,765.83	14,473.74	208.00	56,447.57
0000304336	*AA INSPECTOR	43,804.80	43,804.80	0.00	45,247.31	15,510.82	200.00	60,958.13
0000302312	*RAIL OPERATOR	40,643.20	40,643.20	0.00	40,372.68	8,017.87	2,162.00	50,552.55
0000304604	TRANSIT POLICE SERGEANT (DATE LAST EMPLOYED 28-JUN-10)	65,936.00	65,936.00	0.00	68,598.80	17,320.18	3,804.00	89,722.98
0000319278	*JOURNEYMAN RAIL CAR MECHANIC	42,390.40	43,804.80	1,414.40	44,055.67	0.00	3,864.44	47,920.11
0000319459	MYSTERY CUSTOMER DATA ANALYST	44,900.18	44,900.18	0.00	43,173.53	0.00	0.00	43,173.53
0000302970	SUPV BUS TRANSPORTATION	52,790.40	52,790.40	0.00	52,790.40	25,367.31	12,182.40	90,340.11
0000314858	*BUS OPERATOR	40,643.20	40,643.20	0.00	42,304.28	5,915.47	1,302.24	49,521.99
0000316217	*JOURNEYMAN ET-RADIO MAINT	43,804.80	43,804.80	0.00	45,418.93	17,674.64	200.00	63,293.57
0000306431	*BUS OPERATOR	40,643.20	40,643.20	0.00	41,265.09	11,995.56	208.00	53,468.65
0000315347	*TRACK MAINTAINER	41,392.00	43,118.40	1,726.40	41,611.78	1,840.19	0.00	43,451.97

MARTOC REPORT

EE NUMBER	TITLE	FY 09	FY 10	DIFFERENCE	REGULAR	OVERTIME	OTHER	TOTAL
		BASE SALARY	BASE SALARY	+/-	EARNINGS	EARNINGS	EARNINGS	EARNINGS
0000316503	*STATION AGENT	33,800.00	37,169.60	3,369.60	36,162.84	3,275.36	738.39	40,176.59
0000302836	*STATION AGENT	33,800.00	37,169.60	3,369.60	36,065.63	2,797.08	0.00	38,862.71
0000323246	*BUS OPERATOR	28,454.40	31,491.20	3,036.80	29,129.64	3,831.79	208.00	33,169.43
0000316151	*REVENUE AGENT	41,308.80	41,308.80	0.00	45,270.57	928.49	0.00	46,199.06
0000306641	*BUS OPERATOR	40,643.20	40,643.20	0.00	41,384.05	2,102.81	208.00	43,694.86
0000306629	*BUS OPERATOR	40,643.20	40,643.20	0.00	41,150.21	16,296.18	208.00	57,654.39
0000303829	*BUS OPERATOR	40,643.20	40,643.20	0.00	33,936.45	9,918.62	3,334.40	47,189.47
0000305287	TRANSIT POLICE SERGEANT	58,614.40	60,964.80	2,350.40	59,895.30	33,515.96	3,381.60	96,792.86
0000315159	*BUS OPERATOR	40,643.20	40,643.20	0.00	28,411.51	1,619.47	208.00	30,238.98
0000305398	*BUS OPERATOR (DATE LAST EMPLOYED 01-JUN-10)	40,643.20	40,643.20	0.00	23,022.39	2,830.48	442.98	26,295.85
0000320274	*MOBILITY OPERATOR	26,083.20	27,414.40	1,331.20	21,772.73	1,349.19	208.00	23,329.92
0000302031	MEDIA SALES REP	23,341.50	23,341.50	0.00	23,341.77	0.00	0.00	23,341.77
0000323903	*RAIL STATION CLEANER	24,024.00	26,894.40	2,870.40	25,815.48	1,356.24	0.00	27,171.72
0000304099	*BUS OPERATOR	40,643.20	40,643.20	0.00	41,735.91	15,520.08	1,771.20	59,027.19
0000318883	TRANSIT POLICE OFFICER SR	43,305.60	45,032.00	1,726.40	44,679.19	8,587.85	2,497.12	55,764.16
0000323475	TRANSIT POLICE OFFICER	40,040.00	41,641.60	1,601.60	42,136.42	14,875.04	0.00	57,011.46
0000305642	SUPV RAIL LINE	51,230.40	51,230.40	0.00	30,738.24	0.00	11,444.83	42,183.07
0000305017	*BUS OPERATOR	40,643.20	40,643.20	0.00	21,069.79	5,130.18	208.00	26,407.97
0000305452	*RAIL OPERATOR	40,643.20	40,643.20	0.00	36,083.92	1,554.12	208.00	37,846.04
0000305202	DIVISION DISPATCHER	48,048.00	48,048.00	0.00	48,048.00	820.06	0.00	48,868.06
0000303748	*SERVICEPERSON I (A)	28,412.80	30,846.40	2,433.60	29,966.16	1,942.85	0.00	31,909.01
0000302714	*BUS OPERATOR	40,643.20	40,643.20	0.00	30,134.01	3,563.02	208.00	33,905.03
0000314923	TRANSIT POLICE OFFICER SR	48,713.60	50,668.80	1,955.20	51,011.42	2,989.90	0.00	54,001.32
0000321025	*BUS OPERATOR	37,606.40	40,643.20	3,036.80	36,541.31	2,246.41	208.00	38,995.72
0000320852	*SERVICEPERSON I	28,828.80	30,472.00	1,643.20	28,670.78	2,623.91	0.00	31,294.69
0000306572	*JOURNEYMAN AUTOMOTIVE TECH	41,392.00	43,804.80	2,412.80	43,346.31	7,771.21	200.00	51,317.52
0000306647	*JOURNEYMAN AUTOMOTIVE TECH	43,804.80	43,804.80	0.00	44,515.47	22,713.34	2,727.20	69,956.01
0000306810	MGR CIVIL & STRUC ENGINEERING (DATE LAST EMPLOYED 14-MAY-10)	100,381.84	100,381.84	0.00	86,448.49	0.00	9,462.54	95,911.03
0000304372	*MOBILITY OPERATOR	30,409.60	30,409.60	0.00	30,102.62	10,126.33	208.00	40,436.95
0000321541	*BUS OPERATOR	31,491.20	34,548.80	3,057.60	34,661.36	5,743.85	872.40	41,277.61
0000322864	*MOBILITY OPERATOR	23,358.40	23,358.40	0.00	20,404.51	796.02	208.00	21,408.53
0000323910	CIVIL ENGINEER V	75,000.12	75,000.12	0.00	72,115.81	0.00	0.00	72,115.81
0000324395	*JOURNEYMAN ET-TRAIN CONTROL	39,603.20	41,080.00	1,476.80	41,247.48	6,700.10	200.00	48,147.58
0000317179	*JOURNEYMAN ET-HVAC	43,804.80	43,804.80	0.00	44,052.18	1,366.30	200.00	45,618.48

MARTOC REPORT

EE NUMBER	TITLE	FY 09	FY 10	DIFFERENCE	REGULAR	OVERTIME	OTHER	TOTAL
		BASE SALARY	BASE SALARY	+/-	EARNINGS	EARNINGS	EARNINGS	EARNINGS
0000322571	TRAINING & DEVELOPMENT SPEC (DATE LAST EMPLOYED 13-AUG-10)	48,000.16	48,000.16	0.00	46,154.02	0.00	0.00	46,154.02
0000320936	*MOBILITY OPERATOR	24,564.80	26,083.20	1,518.40	26,135.63	10,528.72	208.00	36,872.35
0000309359	CONTRACT EMP PT (DATE LAST EMPLOYED 29-JUN-10)	0.00	0.00	0.00	23,408.00	0.00	0.00	23,408.00
0000318281	*BUS OPERATOR	40,643.20	40,643.20	0.00	41,322.30	9,945.00	208.00	51,475.30
0000315630	ACCOUNTANT II	46,970.82	46,970.82	0.00	45,164.56	0.00	1,009.38	46,173.94
0000320415	*STATION AGENT	33,800.00	37,169.60	3,369.60	35,205.11	4,471.08	0.00	39,676.19
0000322028	STRATEGIC PLANNER I	50,725.22	50,725.22	0.00	48,774.58	0.00	2,764.10	51,538.68
0000302937	*JOURNEYMAN RAIL CAR MECHANIC	43,804.80	43,804.80	0.00	44,099.54	7.90	2,727.20	46,834.64
0000319669	TRANSIT POLICE OFFICER SR	43,305.60	45,032.00	1,726.40	45,775.01	13,669.46	1,769.70	61,214.17
0000303979	*BUS OPERATOR	40,643.20	40,643.20	0.00	40,646.88	6,092.77	208.00	46,947.65
0000306274	DIR BUS TRANSPORTATION	109,720.26	109,720.26	0.00	105,500.64	0.00	16,712.19	122,212.83
0000305734	FIELD INSPECTOR	51,216.56	51,216.56	0.00	49,247.11	2,797.26	3,847.09	55,891.46
0000314959	MGR PURCHASING	71,849.70	71,849.70	0.00	69,086.53	0.00	3,040.13	72,126.66
0000315027	*BUS OPERATOR	31,491.20	34,548.80	3,057.60	34,857.03	5,233.05	208.00	40,298.08
0000304358	*JOURNEYMAN SUPPORT EQUIPMENT	43,804.80	43,804.80	0.00	43,825.77	1,295.20	200.00	45,320.97
0000322115	C-SUPV BUS TRANSPORTATION (DATE LAST EMPLOYED 31-MAR-10)	48,048.00	48,048.00	0.00	42,376.95	7,386.54	3,896.28	53,659.77
0000304144	RIDESTORE ASSISTANT	29,035.50	29,035.50	0.00	28,998.53	2,501.57	2,717.43	34,217.53
0000305958	*STATION AGENT	37,169.60	37,169.60	0.00	39,448.07	14,267.91	0.00	53,715.98
0000302678	*BUS OPERATOR	40,643.20	40,643.20	0.00	41,023.61	4,531.74	208.00	45,763.35
0000321693	*BUS OPERATOR	31,491.20	34,548.80	3,057.60	33,203.24	3,788.29	208.00	37,199.53
0000324188	*JOURNEYMAN ELEC POWER ELECT	39,603.20	41,392.00	1,788.80	41,020.50	359.96	200.00	41,580.46
0000303996	*TRACK MAINTAINER	40,206.40	41,267.20	1,060.80	41,495.63	1,642.72	1,563.20	44,701.55
0000303447	*REVENUE AGENT	41,308.80	41,308.80	0.00	41,308.80	513.88	0.00	41,822.68
0000322922	*BUS OPERATOR	31,491.20	34,548.80	3,057.60	32,090.27	2,418.95	208.00	34,717.22
0000303592	*JOURNEYMAN ET-RAIL CAR MAINT	43,804.80	43,804.80	0.00	43,767.85	1,058.29	1,042.40	45,868.54
0000320165	*JOURNEYMAN ET-RAIL CAR MAINT	42,390.40	43,804.80	1,414.40	43,001.64	2,758.98	410.60	46,171.22
0000306255	*BUS OPERATOR	40,643.20	40,643.20	0.00	41,806.60	41,180.26	3,803.36	86,790.22
0000304966	*MATERIAL CONTROLLER	42,369.60	42,369.60	0.00	42,905.69	2,581.94	0.00	45,487.63
0000319241	PROTECTIVE SPEC POLICE CADET	26,561.60	26,561.60	0.00	26,561.60	378.32	0.00	26,939.92
0000306446	*JOURNEYMAN RAIL CAR MECHANIC	43,804.80	43,804.80	0.00	44,171.15	5,844.17	410.60	50,425.92
0000319398	*BUS OPERATOR	37,606.40	40,643.20	3,036.80	33,178.05	7,088.76	208.00	40,474.81
0000322126	*C-BUS OPERATOR (DATE LAST EMPLOYED 31-MAR-10)	29,515.20	30,992.00	1,476.80	24,719.12	10,726.31	2,681.26	38,126.69
0000324854	TRANSIT POLICE OFFICER	40,040.00	40,040.00	0.00	25,121.17	1,623.66	0.00	26,744.83
0000317506	DATA WAREHOUSE ARCHITECT	79,060.28	79,060.28	0.00	76,019.83	0.00	7,094.50	83,114.33

MARTOC REPORT

EE NUMBER	TITLE	FY 09	FY 10	DIFFERENCE	REGULAR	OVERTIME	OTHER	TOTAL
		BASE SALARY	BASE SALARY	+/-	EARNINGS	EARNINGS	EARNINGS	EARNINGS
0000305985	HR INFORMATION SYSTEMS SPEC II	40,404.00	40,404.00	0.00	38,850.00	0.00	2,175.60	41,025.60
0000304407	SR ADJUSTER WORKERS COMP	61,810.32	61,810.32	0.00	59,433.16	0.00	0.00	59,433.16
0000320838	TRANSIT POLICE OFFICER SR	41,641.60	43,305.60	1,664.00	42,726.64	844.88	0.00	43,571.52
0000324181	*SERVICEPERSON I	28,828.80	30,472.00	1,643.20	30,143.47	0.00	512.75	30,656.22
0000307120	*MOBILITY OPERATOR	30,409.60	30,409.60	0.00	30,800.69	18,399.43	208.00	49,408.12
0000322931	*BUS OPERATOR	31,491.20	34,548.80	3,057.60	28,151.85	4,338.55	208.00	32,698.40
0000303448	DIVISION DISPATCHER	55,432.00	55,432.00	0.00	55,432.00	1,865.51	4,104.10	61,401.61
0000302351	*INSPECTOR	43,118.40	43,118.40	0.00	44,465.29	18,385.12	4,776.15	67,626.56
0000303784	*JOURNEYMAN RAIL CAR MECHANIC	43,804.80	43,804.80	0.00	44,110.12	1,468.96	200.00	45,779.08
0000302658	*BUS OPERATOR	40,643.20	40,643.20	0.00	34,545.98	4,914.22	208.00	39,668.20
0000322238	*BUS OPERATOR	31,491.20	34,548.80	3,057.60	21,489.53	801.43	208.00	22,498.96
0000317773	*JOURNEYMAN ET-RAIL CAR MAINT	43,804.80	43,804.80	0.00	44,407.32	8,335.70	3,148.40	55,891.42
0000304309	*JOURNEYMAN RAIL CAR MECHANIC	43,804.80	43,804.80	0.00	44,152.20	3,546.00	200.00	47,898.20
0000319394	RAIL SERVICES CONTROLLER	57,720.00	57,720.00	0.00	57,498.00	3,205.14	666.00	61,369.14
0000317536	CONTRACT PROFESSIONAL	0.00	0.00	0.00	68,055.39	3,185.73	0.00	71,241.12
0000306664	*JOURNEYMAN ELEC POWER ELECT	43,804.80	43,804.80	0.00	44,420.70	7,231.36	200.00	51,852.06
0000302384	*CUSTOMER INFO REPRESENTATIVE	31,699.20	31,699.20	0.00	31,943.04	23,408.51	0.00	55,351.55
0000303719	*MOBILITY OPERATOR	30,409.60	30,409.60	0.00	30,687.42	6,924.47	208.00	37,819.89
0000305738	*BUS OPERATOR	40,643.20	40,643.20	0.00	41,426.37	10,613.60	1,185.00	53,224.97
0000322162	*C-BUS OPERATOR (DATE LAST EMPLOYED 31-MAR-10)	29,515.20	30,992.00	1,476.80	24,870.31	3,902.00	535.66	29,307.97
0000304035	*BUS OPERATOR	40,643.20	40,643.20	0.00	27,535.37	867.02	208.00	28,610.39
0000305982	CONTRACT EMP PT	195,000.00	195,000.00	0.00	59,850.00	0.00	0.00	59,850.00
0000321616	*BUS OPERATOR	31,491.20	34,548.80	3,057.60	32,166.50	5,534.80	208.00	37,909.30
0000303220	*BUS OPERATOR	40,643.20	40,643.20	0.00	40,997.15	16,009.83	1,771.20	58,778.18
0000321229	CONTRACT PROFESSIONAL	0.00	0.00	0.00	32,701.76	5,357.39	0.00	38,059.15
0000303436	*SERVICEPERSON I	31,824.00	31,824.00	0.00	27,897.15	4,017.45	0.00	31,914.60
0000304698	ACCOUNTING SPECIALIST III	43,953.00	43,953.00	0.00	42,307.66	84.54	1,628.76	44,020.96
0000320807	CONTRACT PROFESSIONAL	0.00	0.00	0.00	78,519.00	10,269.00	0.00	88,788.00
0000305875	*REVENUE AGENT	41,308.80	41,308.80	0.00	41,924.47	2,964.13	1,578.87	46,467.47
0000320032	*JOURNEYMAN RAIL CAR MECHANIC	42,390.40	43,804.80	1,414.40	43,188.44	7,554.77	543.80	51,287.01
0000316117	*TRACK MAINTAINER	43,118.40	43,118.40	0.00	43,858.98	3,055.16	1,409.64	48,323.78
0000318018	MOBILITY SCHEDULER II	29,601.00	34,690.50	5,089.50	31,920.24	2,369.61	1,200.83	35,490.68
0000304637	*BUS OPERATOR	40,643.20	40,643.20	0.00	38,631.20	5,756.59	208.00	44,595.79
0000302932	FLEET MANAGEMENT ANALYST (DATE LAST EMPLOYED 02-JUL-10)	41,861.82	41,861.82	0.00	40,252.01	0.00	4,014.89	44,266.90
0000303709	FOREMAN CUSTODIAL SERVICES	47,465.60	47,465.60	0.00	47,237.40	1,597.40	2,418.92	51,253.72

MARTOC REPORT

EE NUMBER	TITLE	FY 09	FY 10	DIFFERENCE	REGULAR	OVERTIME	OTHER	TOTAL
		BASE SALARY	BASE SALARY	+/-	EARNINGS	EARNINGS	EARNINGS	EARNINGS
0000324855	TRANSIT POLICE OFFICER SR	52,686.40	52,686.40	0.00	34,968.09	13,364.82	430.61	48,763.52
0000303143	*STRUCTURAL INSPECTOR	43,118.40	43,118.40	0.00	42,703.25	4,656.52	2,902.20	50,261.97
0000304386	MGR CIP MGMT OVERSIGHT	87,773.40	87,773.40	0.00	84,397.52	0.00	3,375.76	87,773.28
0000307121	*MOBILITY OPERATOR	28,766.40	30,409.60	1,643.20	28,595.86	7,698.80	208.00	36,502.66
0000323588	*BUS OPERATOR	31,491.20	31,491.20	0.00	23,203.25	2,459.55	208.00	25,870.80
0000317725	*STATION AGENT	33,800.00	37,169.60	3,369.60	36,372.68	17,480.21	3,238.90	57,091.79
0000315245	*RAIL OPERATOR	40,643.20	40,643.20	0.00	41,389.57	4,354.73	989.60	46,733.90
0000320030	*JOURNEYMAN RAIL CAR MECHANIC (DATE LAST EMPLOYED 19-MAR-10)	42,390.40	43,804.80	1,414.40	25,692.58	213.99	1,186.24	27,092.81
0000306448	*JOURNEYMAN ET-RAIL CAR MAINT	43,804.80	43,804.80	0.00	44,018.35	0.00	200.00	44,218.35
0000322562	*SERVICEPERSON VII GROUNDSKEEPR (DATE LAST EMPLOYED 30-JUL-10)	32,281.60	32,281.60	0.00	32,665.21	215.34	1,707.20	34,587.75
0000304557	*JOURNEYMAN ET-RAIL CAR MAINT	43,804.80	43,804.80	0.00	44,345.69	3,609.22	200.00	48,154.91
0000322446	*SMALL BUS OPERATOR FT	23,358.40	23,358.40	0.00	22,011.55	3,953.51	208.00	26,173.06
0000304556	RAIL SERVICES CONTROLLER	57,720.00	57,720.00	0.00	57,054.00	4,606.67	4,884.00	66,544.67
0000304026	*JOURNEYMAN OVERHAULER	43,804.80	43,804.80	0.00	44,125.89	284.31	3,569.60	47,979.80
0000302559	*BUS OPERATOR	40,643.20	40,643.20	0.00	40,654.66	9,928.27	208.00	50,790.93
0000322201	*C-BUS OPERATOR (DATE LAST EMPLOYED 31-MAR-10)	29,515.20	30,992.00	1,476.80	25,373.63	13,216.76	900.71	39,491.10
0000302604	MGR SPECIAL PROJECTS	76,305.32	76,305.32	0.00	73,370.92	0.00	2,054.33	75,425.25
0000304107	OFFICE ADMINISTRATOR II	51,021.88	51,021.88	0.00	49,059.67	0.00	0.00	49,059.67
0000324238	BUSINESS ANALYST I	53,395.16	53,395.16	0.00	50,769.66	256.00	0.00	51,025.66
0000305530	*BUS OPERATOR	40,643.20	40,643.20	0.00	41,263.24	10,547.69	208.00	52,018.93
0000315305	GEN SUPT BUS TRANS OPERATIONS	82,033.90	82,033.90	0.00	78,878.80	0.00	8,203.66	87,082.46
0000305255	*SERVICEPERSON I	31,824.00	31,824.00	0.00	32,238.76	1,216.35	0.00	33,455.11
0000304958	*MATERIAL CONTROLLER LEAD	42,369.60	43,659.20	1,289.60	41,568.73	2,554.55	1,629.60	45,752.88
0000321478	*BUS OPERATOR	31,491.20	34,548.80	3,057.60	35,592.15	18,401.92	872.40	54,866.47
0000307038	PERFORMANCE ANALYST	62,700.30	62,700.30	0.00	60,047.95	0.00	2,652.40	62,700.35
0000317319	SR TECHNICAL SERVICES ENGINEER	93,506.40	93,506.40	0.00	93,498.49	2,365.00	1,730.63	97,594.12
0000320641	OFFICE ADMINISTRATOR I	49,588.50	49,588.50	0.00	46,537.27	0.00	0.00	46,537.27
0000306557	GEN FOREMAN ATC	52,104.00	62,839.40	10,735.40	53,166.50	12,337.13	5,526.00	71,029.63
0000320170	*BUS OPERATOR	37,606.40	40,643.20	3,036.80	40,233.15	9,534.21	1,477.76	51,245.12
0000324760	*JOURNEYMAN SUPPORT EQUIPMENT	41,080.00	41,080.00	0.00	29,671.92	2,654.64	200.00	32,526.56
0000321695	*BUS OPERATOR	31,491.20	34,548.80	3,057.60	33,747.63	3,724.58	208.00	37,680.21
0000316613	TRANSIT POLICE OFFICER SR	50,668.80	52,686.40	2,017.60	52,268.00	1,298.52	6,389.09	59,955.61
0000305231	*BUS OPERATOR	40,643.20	40,643.20	0.00	41,132.22	12,409.70	1,614.88	55,156.80
0000306613	ACCOUNTING SPECIALIST II	42,880.50	42,880.50	0.00	41,231.50	0.00	4,617.90	45,849.40

MARTOC REPORT

EE NUMBER	TITLE	FY 09	FY 10	DIFFERENCE	REGULAR	OVERTIME	OTHER	TOTAL
		BASE SALARY	BASE SALARY	+/-	EARNINGS	EARNINGS	EARNINGS	EARNINGS
0000318189	TRANSIT POLICE OFFICER SR	48,713.60	50,668.80	1,955.20	23,528.14	3,288.15	866.00	27,682.29
0000303019	SR ENGINEERING TECHNICAL SPEC	53,235.00	53,235.00	0.00	51,187.50	0.00	0.00	51,187.50
0000305724	CONTRACT EMP PT POLICE OFFICER	0.00	0.00	0.00	29,700.00	1,372.50	0.00	31,072.50
0000303938	*JOURNEYMAN ET-RADIO MAINT	43,804.80	43,804.80	0.00	44,412.26	21,844.58	1,926.92	68,183.76
0000315323	*BUS OPERATOR	40,643.20	40,643.20	0.00	41,053.45	1,790.62	208.00	43,052.07
0000321018	MOBILITY SCHEDULER I	24,564.80	29,601.00	5,036.20	28,028.51	2,578.03	0.00	30,606.54
0000322573	TRANSIT POLICE OFFICER SR	41,641.60	45,032.00	3,390.40	43,472.92	2,072.33	0.00	45,545.25
0000304476	*BUS OPERATOR	40,643.20	40,643.20	0.00	42,302.69	25,158.36	1,087.30	68,548.35
0000306288	*BUS OPERATOR	40,643.20	40,643.20	0.00	41,258.87	26,890.75	5,679.20	73,828.82
0000305082	*BUS OPERATOR	40,643.20	40,643.20	0.00	40,759.82	1,192.94	3,236.70	45,189.46
0000307122	*MOBILITY OPERATOR	30,409.60	30,409.60	0.00	29,039.01	3,377.34	208.00	32,624.35
0000321998	MOBILITY CUSTOMER CARE REP	36,348.00	36,348.00	0.00	35,860.57	7,192.71	1,095.48	44,148.76
0000322143	*INSPECTOR	40,643.20	41,392.00	748.80	42,289.49	6,226.11	200.00	48,715.60
0000323956	*BUS OPERATOR	31,491.20	31,491.20	0.00	22,178.56	816.24	190.67	23,185.47
0000303357	*BUS OPERATOR	40,643.20	40,643.20	0.00	39,097.82	0.00	208.00	39,305.82
0000304509	CONTRACT INSTRUCTOR	0.00	0.00	0.00	48,298.00	0.00	0.00	48,298.00
0000302671	MARKETING & SALES ASSOCIATE	54,097.42	54,097.42	0.00	52,016.83	0.00	0.00	52,016.83
0000324588	BENEFITS-CUSTOMER SVC REP	45,000.02	45,000.02	0.00	39,807.97	0.00	865.50	40,673.47
0000306417	*BUS OPERATOR	40,643.20	40,643.20	0.00	41,265.46	3,026.36	208.00	44,499.82
0000305989	MGR ACCOUNTING	86,768.50	86,768.50	0.00	83,431.40	0.00	10,346.25	93,777.65
0000306163	*BUS OPERATOR	40,643.20	40,643.20	0.00	39,856.99	4,229.49	208.00	44,294.48
0000304599	*MATERIAL CONTROLLER	42,369.60	42,369.60	0.00	40,657.67	336.12	0.00	40,993.79
0000322813	*BUS OPERATOR	31,491.20	34,548.80	3,057.60	26,570.58	2,936.48	208.00	29,715.06
0000318004	*BUS OPERATOR	37,606.40	40,643.20	3,036.80	40,218.18	4,010.52	208.00	44,436.70
0000311377	MGR BUSINESS APPLICATIONS	90,378.60	90,378.60	0.00	86,902.50	0.00	8,343.01	95,245.51
0000321625	ACCOUNTANT III	47,919.30	55,762.72	7,843.42	46,225.71	0.00	368.55	46,594.26
0000323964	TRANSIT POLICE OFFICER	40,040.00	41,641.60	1,601.60	41,587.35	15,412.99	1,001.00	58,001.34
0000323367	*BUS OPERATOR	28,454.40	31,491.20	3,036.80	31,709.49	5,591.90	208.00	37,509.39
0000322746	PROJECT ENGINEER	66,381.12	66,381.12	0.00	63,828.39	0.00	1,940.28	65,768.67
0000323596	*INSPECTOR	42,078.40	41,662.40	-416.00	42,661.60	12,677.70	200.00	55,539.30
0000319299	*RAIL STATION CLEANER	28,412.80	28,412.80	0.00	29,040.51	6,351.90	0.00	35,392.41
0000320850	*RAIL STATION CLEANER	28,412.80	28,412.80	0.00	30,042.34	7,007.58	0.00	37,049.92
0000322568	TRANSIT POLICE OFFICER SR	38,500.80	41,641.60	3,140.80	41,132.65	5,717.28	185.10	47,035.03
0000317766	RAIL SERVICES CONTROLLER	58,156.80	58,156.80	0.00	57,947.10	2,796.00	3,355.20	64,098.30
0000319665	*BUS OPERATOR	37,606.40	40,643.20	3,036.80	23,575.47	3,837.98	208.00	27,621.45

MARTOC REPORT

EE NUMBER	TITLE	FY 09	FY 10	DIFFERENCE	REGULAR	OVERTIME	OTHER	TOTAL
		BASE SALARY	BASE SALARY	+/-	EARNINGS	EARNINGS	EARNINGS	EARNINGS
0000319738	*MOBILITY OPERATOR	26,083.20	27,414.40	1,331.20	24,816.23	817.95	208.00	25,842.18
0000321022	*BUS OPERATOR	37,606.40	40,643.20	3,036.80	38,077.66	5,922.23	208.00	44,207.89
0000304896	*STATION AGENT	37,169.60	37,169.60	0.00	37,205.37	596.43	1,666.38	39,468.18
0000321825	*RAIL STATION CLEANER	26,894.40	28,412.80	1,518.40	29,617.74	4,668.90	0.00	34,286.64
0000305235	*JOURNEYMAN ET-TELEPHONE MAINT	43,804.80	43,804.80	0.00	44,868.23	19,891.43	5,422.88	70,182.54
0000323696	*BUS OPERATOR	31,491.20	31,491.20	0.00	25,971.54	4,629.47	208.00	30,809.01
0000304045	*RAIL STATION CLEANER	28,412.80	28,412.80	0.00	28,733.29	30.74	0.00	28,764.03
0000321842	REVENUE OPERATIONS ANALYST II	51,304.50	51,304.50	0.00	49,331.56	0.00	1,578.61	50,910.17
0000303889	SUPV RAIL LINE	48,048.00	48,048.00	0.00	48,048.00	1,472.64	924.00	50,444.64
0000318894	AGM COMMUNICATIONS & EXT AFF	140,172.50	140,172.50	0.00	134,781.55	0.00	2,695.50	137,477.05
0000321823	*RAIL STATION CLEANER	26,894.40	28,412.80	1,518.40	29,534.90	8,400.95	901.56	38,837.41
0000322181	*SERVICEPERSON I (A)	29,515.20	29,182.40	-332.80	30,089.97	3,998.36	561.20	34,649.53
0000324491	AUDITOR I	41,896.14	41,896.14	0.00	24,171.07	0.00	0.00	24,171.07
0000320921	*JOURNEYMAN AUTOMOTIVE TECH	42,390.40	42,390.40	0.00	43,047.11	2,850.71	200.00	46,097.82
0000306049	*BUS OPERATOR	40,643.20	40,643.20	0.00	40,892.68	1,788.85	208.00	42,889.53
0000323594	*BUS OPERATOR	31,491.20	31,491.20	0.00	23,641.13	1,131.89	208.00	24,981.02
0000320303	*JOURNEYMAN ET-COMPUTER MAINT	42,390.40	41,080.00	-1,310.40	40,782.12	1,578.01	200.00	42,560.13
0000304314	*BUS OPERATOR	40,643.20	40,643.20	0.00	40,847.90	2,155.25	1,478.10	44,481.25
0000316538	*BUS OPERATOR	40,643.20	40,643.20	0.00	39,382.46	8,312.70	208.00	47,903.16
0000323369	*BUS OPERATOR	28,454.40	31,491.20	3,036.80	31,587.36	3,957.60	208.00	35,752.96
0000305327	*JOURNEYMAN AUTOMOTIVE TECH	43,804.80	43,804.80	0.00	39,818.75	544.95	200.00	40,563.70
0000303879	*BUS OPERATOR	40,643.20	40,643.20	0.00	40,875.17	1,056.10	4,116.00	46,047.27
0000305150	HUMAN RESOURCES ASSISTANT	34,534.50	34,534.50	0.00	32,241.16	0.00	0.00	32,241.16
0000303497	DISPATCHER MOBILITY	30,409.60	38,126.40	7,716.80	34,374.72	4,845.67	586.56	39,806.95
0000303495	*RAIL OPERATOR	40,643.20	40,643.20	0.00	40,486.03	10,659.01	465.93	51,610.97
0000320357	*RAIL STATION CLEANER	28,412.80	28,412.80	0.00	29,689.52	3,037.65	0.00	32,727.17
0000303487	*BUS OPERATOR	40,643.20	40,643.20	0.00	23,842.16	3,720.06	208.00	27,770.22
0000315746	*MATERIAL CONTROLLER	39,769.60	41,496.00	1,726.40	41,559.59	3,163.05	0.00	44,722.64
0000302900	*JOURNEYMAN RAIL CAR MECHANIC	43,804.80	43,804.80	0.00	44,758.07	18,733.01	200.00	63,691.08
0000321613	*JOURNEYMAN ELEC POWER ELECT	42,390.40	43,804.80	1,414.40	43,666.39	9,571.67	200.00	53,438.06
0000302367	*MOBILITY OPERATOR	30,409.60	30,409.60	0.00	24,883.27	7,423.42	208.00	32,514.69
0000314842	ENVIRONMENTAL SAFETY INSPECTOR	62,750.22	62,750.22	0.00	41,029.19	0.00	0.00	41,029.19
0000302074	*BUS OPERATOR	40,643.20	40,643.20	0.00	40,733.95	1,977.38	208.00	42,919.33
0000323662	*BUS OPERATOR	31,491.20	31,491.20	0.00	20,294.29	2,270.34	208.00	22,772.63

MARTOC REPORT

EE NUMBER	TITLE	FY 09	FY 10	DIFFERENCE	REGULAR	OVERTIME	OTHER	TOTAL
		BASE SALARY	BASE SALARY	+/-	EARNINGS	EARNINGS	EARNINGS	EARNINGS
0000302279	DIVISION DISPATCHER	48,588.80	48,588.80	0.00	48,588.80	2,172.48	2,242.56	53,003.84
0000320662	*JOURNEYMAN ET-HVAC	43,804.80	43,804.80	0.00	44,173.25	1,524.23	3,211.58	48,909.06
0000314951	*JOURNEYMAN SUPPORT EQUIPMENT	41,392.00	43,804.80	2,412.80	42,447.76	1,840.43	1,015.20	45,303.39
0000315059	*BUS OPERATOR	40,643.20	40,643.20	0.00	41,262.95	3,713.95	208.00	45,184.90
0000302676	TRANSIT POLICE OFFICER SR	54,787.20	54,787.20	0.00	55,498.38	17,256.08	3,160.80	75,915.26
0000315380	*JOURNEYMAN ET-TELEPHONE MAINT	43,804.80	43,804.80	0.00	44,199.58	19,593.84	4,917.44	68,710.86
0000304594	*SERVICEPERSON IV (DATE LAST EMPLOYED 01-JUL-10)	34,008.00	34,008.00	0.00	36,498.94	16,566.80	0.00	53,065.74
0000306090	SUPV CAR REPAIR INSPECTION	56,118.40	56,118.40	0.00	55,902.56	8,215.41	0.00	64,117.97
0000322565	*INSPECTOR	40,643.20	41,267.20	624.00	42,016.50	11,409.21	1,775.20	55,200.91
0000306432	*BUS OPERATOR	40,643.20	40,643.20	0.00	38,562.74	115.20	208.00	38,885.94
0000306247	*SERVICEPERSON I	31,824.00	31,824.00	0.00	32,261.70	459.01	0.00	32,720.71
0000302858	*JOURNEYMAN ET-RADIO MAINT	43,804.80	43,804.80	0.00	45,348.90	20,920.56	200.00	66,469.46
0000318882	*BUS OPERATOR	37,606.40	40,643.20	3,036.80	41,231.96	5,752.06	208.00	47,192.02
0000319225	TRANSIT POLICE OFFICER SR	46,841.60	48,713.60	1,872.00	47,946.94	564.12	0.00	48,511.06
0000319544	*MOBILITY OPERATOR	26,083.20	27,414.40	1,331.20	24,480.96	756.39	408.00	25,645.35
0000307123	*MOBILITY OPERATOR	30,409.60	30,409.60	0.00	31,945.55	14,018.95	208.00	46,172.50
0000324796	TRANSIT POLICE OFFICER SR (DATE LAST EMPLOYED 02-JUL-10)	43,305.60	43,305.60	0.00	28,398.48	1,905.06	0.00	30,303.54
0000303429	FARE COLLECT ASST SP PROJ	33,111.00	33,111.00	0.00	32,618.60	2,659.12	2,037.60	37,315.32
0000320602	BREEZE MEDIA DISTRIBUTION AGT	38,577.76	38,577.76	0.00	37,094.10	0.00	0.00	37,094.10
0000322117	*C-BUS OPERATOR (DATE LAST EMPLOYED 31-MAR-10)	29,515.20	30,992.00	1,476.80	24,538.42	3,445.49	1,308.07	29,291.98
0000304302	*SR TRAFFIC CHECKER	32,427.20	32,427.20	0.00	33,183.41	4,723.87	0.00	37,907.28
0000306249	TRANSIT POLICE MAJOR	89,336.52	89,336.52	0.00	89,336.56	0.00	17,178.75	106,515.31
0000303177	*BUS OPERATOR	40,643.20	40,643.20	0.00	40,512.97	0.88	208.00	40,721.85
0000316232	*RAIL STATION CLEANER	28,412.80	28,412.80	0.00	28,699.17	2,950.56	0.00	31,649.73
0000314984	*SECRETARY (N8)	30,654.00	25,792.00	-4,862.00	28,700.82	1,886.58	1,224.00	31,811.40
0000318788	*BUS OPERATOR	40,643.20	40,643.20	0.00	32,132.49	3,050.38	208.00	35,390.87
0000320944	*BUS OPERATOR	37,606.40	40,643.20	3,036.80	33,169.97	4,650.22	208.00	38,028.19
0000306011	*SR TRAFFIC CHECKER	32,427.20	32,427.20	0.00	32,719.56	6,752.62	2,977.69	42,449.87
0000306159	SUPV BUS SCHEDULING	85,829.90	85,829.90	0.00	82,528.97	0.00	9,904.50	92,433.47
0000304468	*RAIL STATION CLEANER	28,412.80	28,412.80	0.00	29,074.79	13,554.14	3,278.40	45,907.33
0000305379	CONTRACT PROFESSIONAL	0.00	0.00	0.00	48,498.45	0.00	0.00	48,498.45
0000323364	*BUS OPERATOR	28,454.40	31,491.20	3,036.80	31,298.86	8,011.06	2,630.40	41,940.32
0000306054	*RAIL OPERATOR	40,643.20	40,643.20	0.00	38,124.32	67.43	208.00	38,399.75
0000315362	*BUS OPERATOR	40,643.20	40,643.20	0.00	41,065.11	13,046.95	208.00	54,320.06

MARTOC REPORT

EE NUMBER	TITLE	FY 09	FY 10	DIFFERENCE	REGULAR	OVERTIME	OTHER	TOTAL
		BASE SALARY	BASE SALARY	+/-	EARNINGS	EARNINGS	EARNINGS	EARNINGS
0000305998	*BUS OPERATOR	40,643.20	40,643.20	0.00	36,911.17	3,075.29	208.00	40,194.46
0000303155	*BUS OPERATOR	40,643.20	40,643.20	0.00	30,985.36	234.48	208.00	31,427.84
0000302148	*INSPECTOR	43,118.40	43,118.40	0.00	44,306.26	16,725.29	200.00	61,231.55
0000302209	OFFICE ADMINISTRATOR II	54,685.80	54,685.80	0.00	52,582.50	0.00	0.00	52,582.50
0000316649	SUPV BREEZE CARD SVCS	56,747.60	56,747.60	0.00	54,565.31	0.00	1,309.50	55,874.81
0000321102	*BUS OPERATOR	34,548.80	37,606.40	3,057.60	36,946.46	8,521.64	1,288.24	46,756.34
0000305502	*BUS OPERATOR	40,643.20	40,643.20	0.00	40,668.29	1,638.76	2,162.00	44,469.05
0000306392	C-CONTRACT EMP TECHNICIAN (DATE LAST EMPLOYED 31-MAR-10)	0.00	0.00	0.00	31,529.63	24,316.59	200.00	56,046.22
0000318007	*MOBILITY OPERATOR	26,083.20	27,414.40	1,331.20	27,102.01	4,952.03	2,316.80	34,370.84
0000324751	IT QUALITY ASSURANCE ENGINEER	75,000.12	75,000.12	0.00	54,664.01	0.00	0.00	54,664.01
0000324251	RIDESTORE ASSISTANT	29,035.50	29,035.50	0.00	29,080.43	792.94	0.00	29,873.37
0000323961	CIVIL ENGINEER IV	63,576.76	63,576.76	0.00	60,153.65	0.00	0.00	60,153.65
0000303803	RAIL SERVICES CONTROLLER	58,240.00	58,240.00	0.00	58,240.00	1,561.00	3,360.00	63,161.00
0000303751	TRANSIT POLICE OFFICER SPECIAL	56,971.20	56,971.20	0.00	56,971.23	8,083.56	6,847.50	71,902.29
0000303753	TRANSIT POLICE SERGEANT	65,936.00	65,936.00	0.00	67,235.70	26,338.06	6,023.00	99,596.76
0000304232	*MOBILITY OPERATOR	30,409.60	30,409.60	0.00	29,865.02	307.15	208.00	30,380.17
0000303196	MGR ELEC & MECH ENGINEERING	92,340.82	92,340.82	0.00	88,789.52	0.00	4,735.00	93,524.52
0000320554	RAIL SERVICES CONTROLLER (DATE LAST EMPLOYED 20-NOV-09)	57,720.00	57,720.00	0.00	24,142.50	235.95	1,812.91	26,191.36
0000317058	*REVENUE AGENT	41,308.80	41,308.80	0.00	40,431.81	1,779.99	0.00	42,211.80
0000323997	TRANSIT POLICE OFFICER	40,040.00	41,641.60	1,601.60	41,353.24	7,561.02	0.00	48,914.26
0000317265	*TRACK MAINTAINER	41,267.20	41,392.00	124.80	41,668.94	1,716.13	0.00	43,385.07
0000306525	SUPV BUS MAINTENANCE	57,179.20	57,179.20	0.00	25,198.48	1,154.58	0.00	26,353.06
0000305940	*BUS OPERATOR	40,643.20	40,643.20	0.00	41,170.86	1,921.64	208.00	43,300.50
0000304420	*JOURNEYMAN ET-COMPUTER MAINT	43,804.80	43,804.80	0.00	45,393.00	14,894.80	1,210.88	61,498.68
0000319804	MAINTENANCE PLANNER BUS	52,686.40	52,686.40	0.00	52,686.40	4,280.77	1,013.20	57,980.37
0000323036	*JOURNEYMAN ET-RADIO MAINT	41,392.00	42,390.40	998.40	43,101.65	11,986.15	200.00	55,287.80
0000303366	LINE SUPERVISOR	43,555.20	43,555.20	0.00	43,555.20	15,212.97	2,512.80	61,280.97
0000303607	*BUS OPERATOR	40,643.20	40,643.20	0.00	41,030.13	2,268.14	1,771.20	45,069.47
0000302308	*JOURNEYMAN RAIL CAR MECHANIC	43,804.80	43,804.80	0.00	44,310.14	9,698.16	5,491.33	59,499.63
0000306175	*BUS OPERATOR	40,643.20	40,643.20	0.00	41,316.07	12,776.91	1,771.20	55,864.18
0000304290	*JOURNEYMAN SUPPORT EQUIPMENT (DATE LAST EMPLOYED 01-OCT-09)	43,804.80	43,804.80	0.00	12,636.00	4,422.60	6,433.83	23,492.43
0000305192	*BUS OPERATOR	40,643.20	40,643.20	0.00	41,809.34	11,366.25	208.00	53,383.59
0000302121	*JOURNEYMAN RAIL CAR MECHANIC	43,804.80	43,804.80	0.00	44,568.13	4,785.90	200.00	49,554.03
0000304605	*BUS OPERATOR	40,643.20	40,643.20	0.00	34,675.81	16,698.02	867.85	52,241.68

MARTOC REPORT

EE NUMBER	TITLE	FY 09	FY 10	DIFFERENCE	REGULAR	OVERTIME	OTHER	TOTAL
		BASE SALARY	BASE SALARY	+/-	EARNINGS	EARNINGS	EARNINGS	EARNINGS
0000321144	AUDITOR III (DATE LAST EMPLOYED 15-OCT-09)	68,257.80	68,257.80	0.00	20,930.76	0.00	2,911.64	23,842.40
0000320162	*MOBILITY OPERATOR	26,083.20	27,414.40	1,331.20	26,443.66	1,309.80	320.86	28,074.32
0000303911	*RAIL STATION CLEANER	28,412.80	28,412.80	0.00	29,259.20	7,663.26	0.00	36,922.46
0000302887	SUPT BUS MAINTENANCE GARAGE	69,584.58	76,543.22	6,958.64	71,992.67	0.00	10,748.33	82,741.00
0000319397	SUPV RAIL LINE	51,771.20	51,771.20	0.00	50,239.76	1,081.49	0.00	51,321.25
0000324714	*BUS OPERATOR	28,454.40	28,454.40	0.00	19,037.51	914.01	242.67	20,194.19
0000305272	*BUS OPERATOR	40,643.20	40,643.20	0.00	41,216.82	12,094.34	208.00	53,519.16
0000318564	*BUS OPERATOR	40,643.20	40,643.20	0.00	41,436.05	6,437.80	989.60	48,863.45
0000322689	SUPV RAIL LINE	48,048.00	48,048.00	0.00	46,475.15	3,078.09	0.00	49,553.24
0000317293	*JOURNEYMAN SUPPORT EQUIPMENT	43,804.80	43,804.80	0.00	43,923.06	1,634.81	200.00	45,757.87
0000306094	MOBILITY CUSTOMER CARE REP	36,523.50	36,523.50	0.00	35,320.41	1,892.37	1,386.02	38,598.80
0000320574	*MOBILITY OPERATOR	26,083.20	27,414.40	1,331.20	22,906.79	7,496.10	208.00	30,610.89
0000322258	*MOBILITY OPERATOR	23,358.40	24,564.80	1,206.40	23,878.59	2,626.97	916.60	27,422.16
0000303430	CONTRACTS RECORDS ADMIN	29,347.50	33,715.50	4,368.00	30,150.97	56.44	2,425.50	32,632.91
0000305076	*JOURNEYMAN RAIL CAR MECHANIC	43,804.80	43,804.80	0.00	43,278.20	1,389.98	5,254.40	49,922.58
0000307928	SERVICE PLANNER II (DATE LAST EMPLOYED 19-FEB-10)	49,483.20	49,483.20	0.00	33,115.77	0.00	2,317.68	35,433.45
0000302680	*TRACK MAINTAINER	43,118.40	43,118.40	0.00	43,755.33	3,832.56	0.00	47,587.89
0000320580	*MOBILITY OPERATOR	26,083.20	27,414.40	1,331.20	21,904.42	2,036.47	208.00	24,148.89
0000303986	*AA INSPECTOR	43,804.80	43,804.80	0.00	44,320.67	22,247.44	3,990.80	70,558.91
0000302241	ADMIN BUS MAINTENANCE POLICIES	62,000.12	62,000.12	0.00	59,615.87	0.00	0.00	59,615.87
0000309768	CONTRACT EMP PARAPROFESSIONAL (DATE LAST EMPLOYED 31-MAR-10)	0.00	0.00	0.00	39,710.25	3,180.03	0.00	42,890.28
0000303717	*JOURNEYMAN RAIL CAR MECHANIC	43,804.80	43,804.80	0.00	43,894.20	1,666.38	3,148.40	48,708.98
0000321545	*BUS OPERATOR	31,491.20	34,548.80	3,057.60	26,761.87	4,657.76	208.00	31,627.63
0000302380	*MATERIAL CONTROLLER	42,369.60	42,369.60	0.00	42,328.88	1,657.63	5,276.45	49,262.96
0000305564	*MATERIAL CONTROLLER	42,369.60	42,369.60	0.00	39,322.49	3,368.73	0.00	42,691.22
0000318737	CRIMINAL JUSTICE INFO TECH REC	31,761.60	31,761.60	0.00	31,487.00	1,614.91	122.16	33,224.07
0000314938	FIELD INSPECTOR	53,799.92	53,799.92	0.00	51,717.25	4,690.42	5,173.15	61,580.82
0000304652	*BUS OPERATOR (DATE LAST EMPLOYED 19-FEB-10)	40,643.20	40,643.20	0.00	27,270.38	449.35	2,422.47	30,142.20
0000319739	*BUS OPERATOR	37,606.40	40,643.20	3,036.80	39,364.59	1,318.37	208.00	40,890.96
0000322981	*JOURNEYMAN ET-RADIO MAINT	41,392.00	42,390.40	998.40	41,834.86	5,785.19	200.00	47,820.05
0000302525	*STATION AGENT	37,169.60	37,169.60	0.00	37,996.11	9,824.15	0.00	47,820.26
0000306218	*MATERIAL CONTROLLER LEAD	43,659.20	43,659.20	0.00	43,690.69	3,235.14	5,037.60	51,963.43
0000304649	*RAIL OPERATOR	40,643.20	40,643.20	0.00	41,304.86	3,653.30	208.00	45,166.16
0000306597	TRANSIT POLICE OFFICER SR	54,787.20	54,787.20	0.00	55,959.33	9,186.10	5,268.00	70,413.43

MARTOC REPORT

EE NUMBER	TITLE	FY 09	FY 10	DIFFERENCE	REGULAR	OVERTIME	OTHER	TOTAL
		BASE SALARY	BASE SALARY	+/-	EARNINGS	EARNINGS	EARNINGS	EARNINGS
0000323909	*RAIL STATION CLEANER	24,024.00	26,894.40	2,870.40	26,814.66	7,267.14	116.37	34,198.17
0000316614	CJIT-POLICE DISPATCHER	34,174.40	34,174.40	0.00	36,459.01	12,527.85	394.32	49,381.18
0000305941	*BUS OPERATOR	40,643.20	40,643.20	0.00	41,448.59	7,465.91	208.00	49,122.50
0000322436	TRANSIT POLICE OFFICER SR	41,641.60	45,032.00	3,390.40	42,587.00	1,591.30	0.00	44,178.30
0000317601	TRANSIT POLICE OFFICER	45,032.00	46,841.60	1,809.60	45,797.61	2,348.59	3,984.00	52,130.20
0000321653	PROJECT MANAGER II	91,260.00	91,260.00	0.00	87,750.00	0.00	7,373.34	95,123.34
0000319322	GRANT WRITER (DATE LAST EMPLOYED 19-APR-10)	56,369.56	56,369.56	0.00	44,445.31	0.00	2,079.18	46,524.49
0000304706	*MOBILITY OPERATOR	30,409.60	30,409.60	0.00	19,278.10	1,398.08	208.00	20,884.18
0000305778	MGR ENGINEERING (DATE LAST EMPLOYED 02-JUL-10)	94,748.94	94,748.94	0.00	91,105.13	0.00	11,904.55	103,009.68
0000319806	*BUS OPERATOR	37,606.40	40,643.20	3,036.80	31,980.03	4,846.58	208.00	37,034.61
0000304048	*RAIL STATION CLEANER	28,412.80	28,412.80	0.00	30,905.21	3,464.14	2,806.20	37,175.55
0000306301	*RAIL OPERATOR	40,643.20	40,643.20	0.00	42,498.47	23,020.30	2,872.87	68,391.64
0000320644	*RAIL STATION CLEANER	28,412.80	28,412.80	0.00	30,427.13	10,419.17	0.00	40,846.30
0000305097	*RAIL OPERATOR (DATE LAST EMPLOYED 01-JUN-10)	40,643.20	40,643.20	0.00	38,137.46	8,469.79	1,927.52	48,534.77
0000304819	*STATION AGENT	37,169.60	37,169.60	0.00	37,594.02	10,608.17	6,498.79	54,700.98
0000318115	*BUS OPERATOR	40,643.20	40,643.20	0.00	38,449.25	6,237.07	208.00	44,894.32
0000303464	*MOBILITY OPERATOR	30,409.60	30,409.60	0.00	31,071.16	4,238.12	208.00	35,517.28
0000306424	*JOURNEYMAN AUTOMOTIVE TECH	43,804.80	43,804.80	0.00	44,168.00	4,714.87	1,884.80	50,767.67
0000311542	SUPV FIELD RESEARCH	0.00	0.00	0.00	21,701.25	2,013.75	0.00	23,715.00
0000304295	*BUS OPERATOR	40,643.20	40,643.20	0.00	41,126.14	12,040.98	208.00	53,375.12
0000302271	*BUS OPERATOR	40,643.20	40,643.20	0.00	42,795.55	28,696.67	2,083.84	73,576.06
0000321482	*RAIL OPERATOR	31,491.20	34,548.80	3,057.60	22,958.35	2,890.11	208.00	26,056.46
0000304694	FARE COLLECTION PROCESSOR (DATE LAST EMPLOYED 29-MAR-10)	24,316.50	24,316.50	0.00	19,855.60	336.72	493.19	20,685.51
0000318277	SR EXECUTIVE ADMINISTRATOR BD	73,760.18	73,760.18	0.00	70,923.54	0.00	3,262.85	74,186.39
0000308803	*BUS OPERATOR	40,643.20	40,643.20	0.00	40,917.21	3,423.26	852.82	45,193.29
0000323064	TRANSIT POLICE OFFICER SR	43,305.60	45,032.00	1,726.40	43,478.76	1,977.21	0.00	45,455.97
0000321624	*RAIL OPERATOR	31,491.20	34,548.80	3,057.60	34,303.54	14,904.22	2,533.40	51,741.16
0000306153	*AA INSPECTOR	43,804.80	43,804.80	0.00	44,694.48	30,730.32	6,096.80	81,521.60
0000304682	*MOBILITY OPERATOR	30,409.60	30,409.60	0.00	22,681.66	893.71	208.00	23,783.37
0000320156	*MOBILITY OPERATOR	26,083.20	27,414.40	1,331.20	25,259.13	4,267.93	208.00	29,735.06
0000302233	*BUS OPERATOR	40,643.20	40,643.20	0.00	40,856.17	12,287.79	3,021.76	56,165.72
0000320241	COMMUNICATIONS SPECIALIST	33,696.00	33,696.00	0.00	34,141.50	3,025.35	0.00	37,166.85
0000305754	*BUS OPERATOR	40,643.20	40,643.20	0.00	41,052.08	10,218.51	1,927.52	53,198.11
0000303849	FOREMAN CUSTODIAL SERVICES	44,824.00	44,824.00	0.00	44,824.00	172.40	0.00	44,996.40

MARTOC REPORT

EE NUMBER	TITLE	FY 09	FY 10	DIFFERENCE	REGULAR	OVERTIME	OTHER	TOTAL
		BASE SALARY	BASE SALARY	+/-	EARNINGS	EARNINGS	EARNINGS	EARNINGS
0000318553	*BUS OPERATOR	40,643.20	40,643.20	0.00	40,647.05	3,992.41	1,718.84	46,358.30
0000302755	*JOURNEYMAN ET-RAIL CAR MAINT	43,804.80	43,804.80	0.00	43,904.74	315.90	2,727.20	46,947.84
0000321146	CONTRACT PROFESSIONAL	0.00	0.00	0.00	44,717.55	2,952.25	0.00	47,669.80
0000315335	*JOURNEYMAN RAIL CAR MECHANIC	43,804.80	43,804.80	0.00	43,962.68	822.31	200.00	44,984.99
0000302629	*RAIL OPERATOR	40,643.20	40,643.20	0.00	42,949.63	11,995.84	208.00	55,153.47
0000306499	SUPT BUS MAINTENANCE GARAGE	64,091.56	64,091.56	0.00	61,626.53	0.00	9,039.26	70,665.79
0000317771	*JOURNEYMAN RAIL CAR MECHANIC	43,804.80	43,804.80	0.00	44,184.81	15.80	3,990.80	48,191.41
0000315446	*TRACK MAINTAINER	41,662.40	43,118.40	1,456.00	43,528.26	3,164.00	0.00	46,692.26
0000304525	*BUS OPERATOR	40,643.20	40,643.20	0.00	40,712.02	1,206.78	3,152.10	45,070.90
0000303060	*AA INSPECTOR	43,804.80	43,804.80	0.00	38,041.47	3,925.11	200.00	42,166.58
0000319811	*BUS OPERATOR	37,606.40	40,643.20	3,036.80	40,571.62	3,916.89	208.00	44,696.51
0000317774	*MOBILITY OPERATOR	27,414.40	28,766.40	1,352.00	28,826.42	12,332.30	208.00	41,366.72
0000322363	SUPV CUSTOMER INFO CENTER PT	0.00	0.00	0.00	37,095.19	354.40	0.00	37,449.59
0000304625	*SERVICEPERSON IV	31,824.00	34,008.00	2,184.00	33,919.23	13,587.53	1,962.00	49,468.76
0000321475	TRANSIT POLICE OFFICER SR	41,641.60	45,032.00	3,390.40	45,770.38	25,562.76	2,598.00	73,931.14
0000315364	TRANSIT POLICE OFFICER SR	52,686.40	52,686.40	0.00	54,776.13	15,825.00	0.00	70,601.13
0000303999	*BUS OPERATOR	40,643.20	40,643.20	0.00	41,796.23	14,141.97	208.00	56,146.20
0000318556	*BUS OPERATOR	40,643.20	40,643.20	0.00	41,169.47	4,640.76	208.00	46,018.23
0000305763	FOREMAN TRAIN CONTROL	54,995.20	54,995.20	0.00	54,995.20	13,246.44	0.00	68,241.64
0000305120	*MOBILITY OPERATOR	30,409.60	30,409.60	0.00	30,530.18	82.29	792.80	31,405.27
0000305601	*SR TRAFFIC CHECKER	32,427.20	32,427.20	0.00	33,304.18	7,951.11	623.60	41,878.89
0000305541	*JOURNEYMAN RAIL CAR MECHANIC	43,804.80	43,804.80	0.00	42,998.46	5,547.04	200.00	48,745.50
0000321152	CONTRACT EMP PT	45,357.00	45,357.00	0.00	20,183.87	0.00	0.00	20,183.87
0000320854	*RAIL STATION CLEANER	26,894.40	28,412.80	1,518.40	29,261.55	9,731.48	181.96	39,174.99
0000306429	SUPV RAIL YARD TOWER	53,248.00	53,248.00	0.00	53,248.00	4,702.72	5,120.00	63,070.72
0000304087	FOREMAN CUSTODIAL SERVICES	47,257.60	47,257.60	0.00	47,257.60	3,044.48	0.00	50,302.08
0000302591	*JOURNEYMAN OVERHAULER	43,804.80	43,804.80	0.00	44,104.80	31.60	200.00	44,336.40
0000303706	NON REVENUE PLANNER	53,144.00	53,144.00	0.00	53,144.00	2,887.15	3,577.00	59,608.15
0000304273	CHF TECHNICAL TRAINING	83,441.54	83,441.54	0.00	80,232.39	0.00	8,130.11	88,362.50
0000305433	GEN SUPT RAIL CAR MAINTENANCE	86,803.86	86,803.86	0.00	82,797.89	0.00	10,015.02	92,812.91
0000322178	*C-BUS OPERATOR	29,515.20	30,992.00	1,476.80	24,667.10	12,968.56	2,257.35	39,893.01
0000304148	(DATE LAST EMPLOYED 31-MAR-10) SUPV NETWORK OPERATIONS CENTER	62,204.22	62,204.22	0.00	59,633.39	0.00	3,907.75	63,541.14
0000303913	*BUS OPERATOR	40,643.20	40,643.20	0.00	40,792.74	648.41	208.00	41,649.15
0000305709	ASST PURCHASE CARD ADMIN	48,526.92	48,526.92	0.00	46,660.61	0.00	2,800.13	49,460.74
0000305464	SR MAINTENANCE PLANNER RELIEF	62,420.80	62,420.80	0.00	62,420.80	120.04	7,202.40	69,743.24

MARTOC REPORT

EE NUMBER	TITLE	FY 09	FY 10	DIFFERENCE	REGULAR	OVERTIME	OTHER	TOTAL
		BASE SALARY	BASE SALARY	+/-	EARNINGS	EARNINGS	EARNINGS	EARNINGS
000030338	SR INFORMATION SYSTEMS ANALYST	84,514.30	84,514.30	0.00	81,263.78	0.00	6,501.00	87,764.78
0000304207	CONTRACT INSTRUCTOR	0.00	0.00	0.00	45,645.16	0.00	0.00	45,645.16
0000306311	SUPV REPROGRAPHICS	50,960.00	50,960.00	0.00	50,960.00	4,410.00	1,960.00	57,330.00
0000320302	REGIONAL PLANNER III	60,008.00	60,008.00	0.00	57,700.21	0.00	0.00	57,700.21
0000304016	LEGAL DEPARTMENT ADMINISTRATOR (DATE LAST EMPLOYED 01-MAY-10)	61,034.74	61,034.74	0.00	51,645.01	0.00	8,093.25	59,738.26
0000319222	TRANSIT POLICE OFFICER SR	46,841.60	48,713.60	1,872.00	47,791.10	3,363.79	5,646.12	56,801.01
0000318799	TRANSIT POLICE OFFICER SR	43,305.60	45,032.00	1,726.40	44,926.12	3,853.48	0.00	48,779.60
0000317600	CJIT-POLICE DISPATCHER	34,153.60	34,153.60	0.00	35,395.39	8,143.44	525.44	44,064.27
0000303500	*BUS OPERATOR	40,643.20	40,643.20	0.00	40,906.26	5,746.63	2,552.80	49,205.69
0000302342	EEO DBE ANALYST	63,266.84	63,266.84	0.00	60,833.84	0.00	0.00	60,833.84
0000323610	*BUS OPERATOR	31,491.20	31,491.20	0.00	26,266.07	5,528.13	208.00	32,002.20
0000303266	*BUS OPERATOR	40,643.20	40,643.20	0.00	40,779.35	34,066.07	1,771.20	76,616.62
0000316779	*MATERIAL CONTROLLER	41,059.20	41,496.00	436.80	41,203.44	3,959.12	2,344.80	47,507.36
0000304423	LINE SUPERVISOR	43,160.00	43,160.00	0.00	43,160.00	10,701.91	4,565.00	58,426.91
0000305837	*BUS OPERATOR (DATE LAST EMPLOYED 01-JAN-10)	40,643.20	40,643.20	0.00	17,785.96	842.43	1,993.28	20,621.67
0000304038	SUPV BUS TRANSPORTATION	48,048.00	48,048.00	0.00	48,048.00	2,413.95	1,848.00	52,309.95
0000302195	*RAIL OPERATOR	40,643.20	40,643.20	0.00	42,390.10	9,781.53	676.96	52,848.59
0000316606	*BUS OPERATOR	40,643.20	40,643.20	0.00	30,819.49	616.16	208.00	31,643.65
0000305984	SUPV RAIL LINE (DATE LAST EMPLOYED 01-MAY-10)	51,771.20	51,771.20	0.00	34,720.42	373.35	0.00	35,093.77
0000306588	*JOURNEYMAN PAINTER	43,804.80	43,804.80	0.00	44,529.15	18,922.51	200.00	63,651.66
0000304403	*BUS OPERATOR	40,643.20	40,643.20	0.00	40,770.85	11,539.17	2,552.80	54,862.82
0000306444	MGR ARCHITECTURE	96,585.58	96,585.58	0.00	92,871.37	0.00	3,714.75	96,586.12
0000304832	*REVENUE AGENT	41,308.80	41,308.80	0.00	41,219.44	3,567.39	3,506.88	48,293.71
0000305288	TRANSIT POLICE SERGEANT	60,964.80	63,398.40	2,433.60	63,405.01	13,109.01	3,048.00	79,562.02
0000321870	DEPARTMENT ADMINISTRATOR	57,800.08	57,800.08	0.00	55,575.31	0.00	4,935.06	60,510.37
0000320620	MOBILITY CUSTOMER CARE REP	36,348.00	36,348.00	0.00	35,560.46	8,685.78	2,935.80	47,182.04
0000306210	CONTRACT EMP PT (DATE LAST EMPLOYED 29-JUN-10)	0.00	0.00	0.00	21,733.25	0.00	0.00	21,733.25
0000322687	*JOURNEYMAN ET-RADIO MAINT	41,080.00	42,390.40	1,310.40	41,992.96	3,317.21	1,593.00	46,903.17
0000303660	*TRACK MAINTAINER	41,724.80	43,118.40	1,393.60	42,849.14	2,701.50	1,139.44	46,690.08
0000304083	*BUS OPERATOR	40,643.20	40,643.20	0.00	41,439.86	4,251.23	989.60	46,680.69
0000305073	*RAIL OPERATOR	40,643.20	40,643.20	0.00	41,497.37	6,334.31	4,897.60	52,729.28
0000304306	*JOURNEYMAN OVERHAULER	43,804.80	43,804.80	0.00	44,104.88	0.00	200.00	44,304.88
0000322935	*BUS OPERATOR	31,491.20	34,548.80	3,057.60	28,766.26	4,871.80	1,580.60	35,218.66
0000305237	MAINTENANCE PLANNER BUS	56,888.00	56,888.00	0.00	56,888.00	5,032.41	875.20	62,795.61

MARTOC REPORT

EE NUMBER	TITLE	FY 09	FY 10	DIFFERENCE	REGULAR	OVERTIME	OTHER	TOTAL
		BASE SALARY	BASE SALARY	+/-	EARNINGS	EARNINGS	EARNINGS	EARNINGS
0000317128	*BUS OPERATOR	37,606.40	40,643.20	3,036.80	38,680.89	2,950.26	208.00	41,839.15
0000321225	SUPV RIDESTORE OPERATIONS	51,000.04	51,000.04	0.00	48,842.51	0.00	1,765.16	50,607.67
0000305436	*JOURNEYMAN SUPPORT EQUIPMENT	43,804.80	43,804.80	0.00	44,299.61	505.44	4,201.40	49,006.45
0000304182	OFFICE ADMINISTRATOR I	45,958.90	45,958.90	0.00	44,191.42	0.00	0.00	44,191.42
0000303486	*BUS OPERATOR	40,643.20	40,643.20	0.00	41,323.99	13,957.29	208.00	55,489.28
0000302803	QA ENGINEER	76,635.00	76,635.00	0.00	73,785.75	0.00	11,790.00	85,575.75
0000322339	*INSPECTOR	40,643.20	41,392.00	748.80	43,228.11	33,284.10	993.60	77,505.81
0000302859	QA SPECIALIST	57,325.32	57,325.32	0.00	55,120.83	0.00	5,512.50	60,633.33
0000305801	*BUS OPERATOR (DATE LAST EMPLOYED 01-APR-10)	40,643.20	40,643.20	0.00	30,030.04	505.12	364.32	30,899.48
0000323526	*JOURNEYMAN ELEC POWER ELECT	41,080.00	41,392.00	312.00	42,371.42	10,588.53	200.00	53,159.95
0000305193	MGR SERVICE MONITORING	84,005.74	84,005.74	0.00	80,774.90	0.00	14,145.32	94,920.22
0000315058	*BUS OPERATOR	40,643.20	40,643.20	0.00	41,078.97	1,719.40	911.44	43,709.81
0000304817	*RAIL OPERATOR (DATE LAST EMPLOYED 01-MAY-10)	40,643.20	40,643.20	0.00	34,523.14	4,556.61	3,562.44	42,642.19
0000317911	*RAIL STATION CLEANER	28,412.80	28,412.80	0.00	29,242.14	3,473.06	0.00	32,715.20
0000306506	SUPV RAIL LINE	51,771.20	51,771.20	0.00	51,771.20	8,213.70	0.00	59,984.90
0000304250	*BUS OPERATOR	40,643.20	40,643.20	0.00	41,464.81	1,849.24	208.00	43,522.05
0000309131	RAIL SERVICES CONTROLLER	43,804.80	50,440.00	6,635.20	45,383.55	1,919.12	898.57	48,201.24
0000304842	ADMINISTRATIVE ASSISTANT	35,587.50	35,587.50	0.00	34,219.01	355.88	3,942.03	38,516.92
0000305829	*BUS OPERATOR	40,643.20	40,643.20	0.00	41,435.45	6,400.21	208.00	48,043.66
0000302948	INSTRUCTOR BUS TECH ENVIRON	58,364.80	58,364.80	0.00	58,407.81	0.00	1,122.40	59,530.21
0000314990	*APPRENTICE ET-RAIL CAR MAINT (DATE LAST EMPLOYED 22-DEC-09)	39,603.20	39,603.20	0.00	18,716.32	57.12	3,011.56	21,785.00
0000304602	SUPV BUS TRANSPORTATION	52,540.80	52,540.80	0.00	52,540.80	23,643.36	3,031.20	79,215.36
0000324537	*SERVICEPERSON I (A)	30,846.40	30,846.40	0.00	28,693.13	1,235.01	0.00	29,928.14
0000303289	MGR CLAIMS	77,451.92	77,451.92	0.00	74,473.46	0.00	8,343.19	82,816.65
0000303648	*MOBILITY OPERATOR	30,409.60	30,409.60	0.00	30,880.03	2,982.55	208.00	34,070.58
0000302310	*JOURNEYMAN ET-RAIL CAR MAINT	43,804.80	43,804.80	0.00	44,184.41	1,934.92	3,148.40	49,267.73
0000315986	*BUS OPERATOR	40,643.20	40,643.20	0.00	39,396.37	2,263.11	208.00	41,867.48
0000305968	*STATION AGENT	37,169.60	37,169.60	0.00	37,786.13	30,262.98	3,931.40	71,980.51
0000303131	*TRACK MAINTAINER	43,118.40	43,118.40	0.00	43,439.18	800.71	0.00	44,239.89
0000322744	*SERVICEPERSON VII GROUNDSKEEPR	32,281.60	32,281.60	0.00	32,379.84	1,105.80	0.00	33,485.64
0000304704	*BUS DISPATCHER (BLOCKOUT)	41,392.00	41,662.40	270.40	39,308.58	1,810.24	0.00	41,118.82
0000305861	LINE SUPERVISOR	53,248.00	53,248.00	0.00	53,248.00	14,912.00	2,048.00	70,208.00
0000313509	SUPT BUS COMMUNICATIONS CENTER	66,070.42	66,070.42	0.00	63,529.26	0.00	5,082.00	68,611.26
0000317915	FOREMAN TRACK & STRCT	52,104.00	52,104.00	0.00	52,104.02	9,331.20	0.00	61,435.22

MARTOC REPORT

EE NUMBER	TITLE	FY 09	FY 10	DIFFERENCE	REGULAR	OVERTIME	OTHER	TOTAL
		BASE SALARY	BASE SALARY	+/-	EARNINGS	EARNINGS	EARNINGS	EARNINGS
0000323421	*BUS OPERATOR	28,454.40	31,491.20	3,036.80	30,979.64	1,883.18	208.00	33,070.82
0000302724	*BUS OPERATOR	40,643.20	40,643.20	0.00	40,975.01	1,239.90	208.00	42,422.91
0000302783	DIVISION DISPATCHER	48,048.00	48,048.00	0.00	48,048.00	0.00	2,933.94	50,981.94
0000302231	*RAIL OPERATOR	40,643.20	40,643.20	0.00	40,420.36	7,051.23	208.00	47,679.59
0000305951	*BUS OPERATOR	40,643.20	40,643.20	0.00	41,495.08	2,091.37	208.00	43,794.45
0000320371	*TRACK WALKER	41,392.00	43,118.40	1,726.40	41,935.21	2,882.45	2,764.14	47,581.80
0000321756	CHF LITIGATION ADMINISTRATION	107,800.16	107,800.16	0.00	103,654.24	0.00	2,073.00	105,727.24
0000306376	MGR CONSTRUCTION	86,958.04	94,000.14	7,042.10	86,593.01	0.00	14,103.68	100,696.69
0000320193	*BUS OPERATOR	37,606.40	40,643.20	3,036.80	39,375.38	2,283.33	208.00	41,866.71
0000306671	EMP REL WELLNESS & WK DEV COOR	48,851.92	48,851.92	0.00	46,973.09	0.00	0.00	46,973.09
0000305127	SR INSTRUCTOR INFRASTRUCTURE	64,678.12	64,678.12	0.00	62,190.53	0.00	7,847.05	70,037.58
0000320749	*MOBILITY OPERATOR	24,564.80	26,083.20	1,518.40	26,116.92	2,606.41	1,462.00	30,185.33
0000303712	*BUS OPERATOR	40,643.20	40,643.20	0.00	40,666.97	335.33	208.00	41,210.30
0000302134	CONTRACT SERVICES COORDINATOR (DATE LAST EMPLOYED 02-JUL-10)	51,500.80	51,500.80	0.00	49,520.00	420.92	3,961.60	53,902.52
0000317728	*STATION AGENT	33,800.00	37,169.60	3,369.60	35,894.74	511.19	0.00	36,405.93
0000303346	*BUS OPERATOR	40,643.20	40,643.20	0.00	42,086.87	36,339.02	2,552.80	80,978.69
0000321839	COMMUNITY OUTREACH PLANNER (DATE LAST EMPLOYED 02-JUL-10)	53,800.24	53,800.24	0.00	51,731.12	0.00	4,933.37	56,664.49
0000302278	*MOBILITY OPERATOR	30,409.60	30,409.60	0.00	31,597.53	26,288.73	208.00	58,094.26
0000321773	*BUS OPERATOR	31,491.20	34,548.80	3,057.60	29,675.31	4,241.00	208.00	34,124.31
0000305809	*APPRENTICE BODY REPAIR	39,603.20	39,603.20	0.00	34,824.48	564.06	200.00	35,588.54
0000315054	*BUS OPERATOR	40,643.20	40,643.20	0.00	41,272.23	21,752.58	208.00	63,232.81
0000319279	*JOURNEYMAN RAIL CAR MECHANIC	42,390.40	43,804.80	1,414.40	44,655.89	15,099.81	3,085.22	62,840.92
0000313789	*INSPECTOR	40,206.40	40,643.20	436.80	42,459.99	9,173.93	2,544.80	54,178.72
0000321902	*BUS OPERATOR	31,491.20	34,548.80	3,057.60	33,775.85	4,754.45	208.00	38,738.30
0000324721	*JOURNEYMAN ET-TRAIN CONTROL	41,080.00	41,080.00	0.00	31,116.45	3,453.22	200.00	34,769.67
0000306319	MAINTENANCE PLANNER BUS	54,995.20	54,995.20	0.00	54,942.32	10,205.84	0.00	65,148.16
0000323514	*JOURNEYMAN ELEC POWER ELECT	41,080.00	41,392.00	312.00	41,883.96	11,985.58	200.00	54,069.54
0000305568	RESIDENT ENGINEER	87,892.22	87,892.22	0.00	84,512.46	0.00	0.00	84,512.46
0000317785	*BUS OPERATOR	34,548.80	37,606.40	3,057.60	35,745.04	1,611.22	208.00	37,564.26
0000317241	*BUS OPERATOR	31,491.20	34,548.80	3,057.60	33,472.11	3,702.44	661.46	37,836.01
0000303720	*BUS OPERATOR	40,643.20	40,643.20	0.00	33,524.28	8,689.34	246.69	42,460.31
0000302330	MOBILITY SERVICE AGENT	30,537.00	30,537.00	0.00	29,405.77	99.85	1,984.75	31,490.37
0000319774	*STATION AGENT	33,800.00	37,169.60	3,369.60	35,972.31	3,510.37	0.00	39,482.68
0000306582	MEDIA SALES REP	22,600.50	22,600.50	0.00	22,396.76	686.74	869.26	23,952.76
0000306583	INFORMATION SYS ANALYST III	79,285.18	79,285.18	0.00	76,905.03	0.00	9,148.50	86,053.53

MARTOC REPORT

EE NUMBER	TITLE	FY 09	FY 10	DIFFERENCE	REGULAR	OVERTIME	OTHER	TOTAL
		BASE SALARY	BASE SALARY	+/-	EARNINGS	EARNINGS	EARNINGS	EARNINGS
0000318283	TRANS RESEARCH SPECIALIST III	60,191.04	60,191.04	0.00	57,644.51	0.00	2,663.47	60,307.98
0000306463	TRANSIT POLICE SERGEANT	65,936.00	65,936.00	0.00	68,123.31	18,663.48	1,920.39	88,707.18
0000304092	*AA INSPECTOR	43,804.80	43,804.80	0.00	45,152.54	15,566.11	5,043.80	65,762.45
0000305061	*BUS OPERATOR	40,643.20	40,643.20	0.00	41,698.36	18,318.75	4,233.24	64,250.35
0000302180	*BUS OPERATOR (DATE LAST EMPLOYED 27-MAY-10)	40,643.20	40,643.20	0.00	38,813.61	13,106.92	208.00	52,128.53
0000321901	TRANSIT POLICE OFFICER SR	38,500.80	41,641.60	3,140.80	41,967.44	18,269.14	1,601.60	61,838.18
0000306635	INSTRUCTOR BUS TECHNICAL	52,686.40	52,686.40	0.00	50,660.00	0.00	2,026.40	52,686.40
0000305783	*RAIL OPERATOR	40,643.20	40,643.20	0.00	40,968.11	26,346.97	989.60	68,304.68
0000316796	*SERVICEPERSON I	31,824.00	31,824.00	0.00	30,888.64	206.56	0.00	31,095.20
0000305140	*BUS OPERATOR	40,643.20	40,643.20	0.00	32,824.61	6,559.96	208.00	39,592.57
0000315029	RAIL SERVICES CONTROLLER (DATE LAST EMPLOYED 02-JUL-10)	58,281.60	58,281.60	0.00	58,281.60	3,614.58	1,120.80	63,016.98
0000302102	*BUS OPERATOR	40,643.20	40,643.20	0.00	41,125.06	5,474.61	1,497.64	48,097.31
0000318082	*SMALL BUS OPERATOR FT	27,414.40	28,766.40	1,352.00	27,503.66	5,535.67	208.00	33,247.33
0000302806	*BUS OPERATOR	40,643.20	40,643.20	0.00	41,442.39	10,559.08	208.00	52,209.47
0000320659	*BUS OPERATOR	37,606.40	40,643.20	3,036.80	40,085.97	10,242.94	208.00	50,536.91
0000305060	CONTRACT EMP PT	130,000.00	130,000.00	0.00	23,792.00	0.00	0.00	23,792.00
0000302202	*INSPECTOR	43,118.40	43,118.40	0.00	43,791.55	1,376.01	1,858.40	47,025.96
0000303942	*BUS OPERATOR	40,643.20	40,643.20	0.00	40,770.35	4,605.34	1,771.20	47,146.89
0000305825	*BUS OPERATOR	40,643.20	40,643.20	0.00	42,404.20	18,945.91	1,458.56	62,808.67
0000304121	*BUS OPERATOR	40,643.20	40,643.20	0.00	33,834.20	0.00	208.00	34,042.20
0000306209	*BUS OPERATOR (DATE LAST EMPLOYED 01-MAY-10)	40,643.20	40,643.20	0.00	26,723.50	1,310.79	592.16	28,626.45
0000302253	SUPV CAR REPAIR INSPECTION	56,617.60	56,617.60	0.00	56,889.80	10,125.84	0.00	67,015.64
0000302817	*JOURNEYMAN SUPPORT EQUIPMENT	43,804.80	43,804.80	0.00	40,735.20	8,900.49	1,253.00	50,888.69
0000303919	*BUS OPERATOR	40,643.20	40,643.20	0.00	41,782.22	4,201.15	1,360.86	47,344.23
0000316266	*BUS OPERATOR	31,491.20	34,548.80	3,057.60	34,092.99	3,016.62	208.00	37,317.61
0000306821	CONTRACT PROFESSIONAL (DATE LAST EMPLOYED 13-AUG-10)	120,900.00	120,900.00	0.00	74,865.00	465.00	0.00	75,330.00
0000304550	*SERVICEPERSON I	31,824.00	31,824.00	0.00	30,586.36	1,652.40	0.00	32,238.76
0000315420	RESEARCH SURVEYOR	0.00	0.00	0.00	21,330.81	4,419.10	0.00	25,749.91
0000305191	*SERVICEPERSON I (A)	31,824.00	32,281.60	457.60	32,432.07	865.42	581.40	33,878.89
0000322098	*PT TRAFFIC CHECKER	0.00	0.00	0.00	19,652.80	3,339.84	56.80	23,049.44
0000304912	*JOURNEYMAN ET-RAIL CAR MAINT	43,804.80	43,804.80	0.00	43,820.62	284.32	410.60	44,515.54
0000314902	*SERVICEPERSON I	30,472.00	31,824.00	1,352.00	31,791.84	1,330.54	1,224.00	34,346.38
0000306822	ARCHITECT VI	84,192.42	84,192.42	0.00	80,954.77	0.00	6,477.00	87,431.77
0000303383	DIR GRANT PROGRAMS	106,000.18	106,000.18	0.00	101,923.33	0.00	9,893.52	111,816.85

MARTOC REPORT

EE NUMBER	TITLE	FY 09	FY 10	DIFFERENCE	REGULAR	OVERTIME	OTHER	TOTAL
		BASE SALARY	BASE SALARY	+/-	EARNINGS	EARNINGS	EARNINGS	EARNINGS
0000324720	*JOURNEYMAN ET-TRAIN CONTROL	41,080.00	41,080.00	0.00	31,297.54	2,126.05	200.00	33,623.59
0000302901	*JOURNEYMAN ET-TRAIN CONTROL	43,804.80	43,804.80	0.00	43,678.36	6,025.87	831.80	50,536.03
0000302144	AGM LEGAL SERVICES	140,172.50	140,172.50	0.00	134,781.41	0.00	5,391.00	140,172.41
0000304866	*INSPECTOR	43,118.40	43,118.40	0.00	43,418.40	69.97	200.00	43,688.37
0000320672	*TRACK MAINTAINER	41,392.00	41,662.40	270.40	41,882.35	3,838.07	0.00	45,720.42
0000316713	*BUS OPERATOR	40,643.20	40,643.20	0.00	38,895.72	11,565.85	208.00	50,669.57
0000310148	*JOURNEYMAN ET-RAIL CAR MAINT	43,804.80	43,804.80	0.00	41,840.87	663.41	200.00	42,704.28
0000305674	SUPV PARKING SERVICES	34,144.50	34,144.50	0.00	34,144.76	1,304.53	0.00	35,449.29
0000302902	*BUS OPERATOR	40,643.20	40,643.20	0.00	41,341.35	5,045.81	208.00	46,595.16
0000302748	*BUS OPERATOR	40,643.20	40,643.20	0.00	42,495.79	12,167.57	208.00	54,871.36
0000304906	*BUS OPERATOR	40,643.20	40,643.20	0.00	41,186.12	2,834.36	208.00	44,228.48
0000305719	*BUS OPERATOR	40,643.20	40,643.20	0.00	39,965.94	4,214.57	208.00	44,388.51
0000316831	*REVENUE AGENT PT	0.00	0.00	0.00	20,785.50	0.00	0.00	20,785.50
0000321900	*BUS OPERATOR	31,491.20	34,548.80	3,057.60	34,172.21	15,739.87	4,194.40	54,106.48
0000322979	*INSPECTOR	40,206.40	41,267.20	1,060.80	41,505.53	7,141.63	200.00	48,847.16
0000304360	*JOURNEYMAN SUPPORT EQUIPMENT	43,804.80	43,804.80	0.00	44,083.75	9,816.60	3,569.60	57,469.95
0000306749	PROJECT MANAGER II	93,724.02	93,724.02	0.00	87,980.83	0.00	2,138.86	90,119.69
0000320387	CONTRACT EMP ADMIN SUPPORT	0.00	0.00	0.00	23,666.50	0.00	0.00	23,666.50
0000320834	*BUS OPERATOR	37,606.40	40,643.20	3,036.80	39,836.87	8,665.68	2,062.02	50,564.57
0000320577	*MOBILITY OPERATOR	26,083.20	27,414.40	1,331.20	26,339.81	5,142.40	1,712.80	33,195.01
0000305588	*BUS OPERATOR	40,643.20	40,643.20	0.00	40,698.97	2,067.28	1,693.04	44,459.29
0000321935	ACCOUNTANT III	55,762.72	55,762.72	0.00	53,189.17	0.00	2,574.00	55,763.17
0000323665	*BUS OPERATOR	31,491.20	31,491.20	0.00	21,167.00	696.54	208.00	22,071.54
0000304173	*STATION AGENT	37,169.60	37,169.60	0.00	38,031.86	13,007.30	3,216.60	54,255.76
0000303250	*JOURNEYMAN ET-TRAIN CONTROL	43,804.80	43,804.80	0.00	44,115.34	12,209.59	4,412.00	60,736.93
0000303572	*BUS OPERATOR	40,643.20	40,643.20	0.00	31,028.89	1,742.86	208.00	32,979.75
0000304545	*RAIL OPERATOR	40,643.20	40,643.20	0.00	30,098.97	4,654.18	208.00	34,961.15
0000306828	STRUCTURAL ENGINEER VI	89,826.88	89,826.88	0.00	86,686.52	0.00	0.00	86,686.52
0000304429	*SERVICEPERSON IV	34,008.00	34,008.00	0.00	37,026.41	16,180.41	654.00	53,860.82
0000304179	*BUS OPERATOR	40,643.20	40,643.20	0.00	41,726.09	14,112.94	5,522.88	61,361.91
0000311904	*SERVICEPERSON IV	34,008.00	34,008.00	0.00	29,154.15	122.64	0.00	29,276.79
0000304455	*JOURNEYMAN ET-RAIL CAR MAINT	43,804.80	43,804.80	0.00	44,573.39	2,922.15	1,126.64	48,622.18
0000316122	CJIT-CALL TAKER (DATE LAST EMPLOYED 20-MAY-10)	33,092.80	33,092.80	0.00	31,619.89	12,404.56	1,443.84	45,468.29
0000303096	*SERVICEPERSON IV	34,008.00	34,008.00	0.00	33,825.76	8,369.28	0.00	42,195.04

MARTOC REPORT

EE NUMBER	TITLE	FY 09	FY 10	DIFFERENCE	REGULAR	OVERTIME	OTHER	TOTAL
		BASE SALARY	BASE SALARY	+/-	EARNINGS	EARNINGS	EARNINGS	EARNINGS
0000302248	*BUS OPERATOR	40,643.20	40,643.20	0.00	39,739.61	11,401.74	208.00	51,349.35
0000304377	*JOURNEYMAN ET-RADIO MAINT	43,804.80	43,804.80	0.00	44,104.80	11,096.01	1,042.40	56,243.21
0000306248	*JOURNEYMAN BODY REPAIR	43,804.80	43,804.80	0.00	44,872.44	8,339.82	1,884.80	55,097.06
0000304890	*BUS OPERATOR	40,643.20	40,643.20	0.00	40,787.70	675.04	2,240.16	43,702.90
0000323159	*JOURNEYMAN SUPPORT EQUIPMENT	41,080.00	42,390.40	1,310.40	36,461.43	0.00	200.00	36,661.43
0000324750	MGR IT QUALITY ASSURANCE	95,384.38	95,384.38	0.00	69,704.05	0.00	0.00	69,704.05
0000320200	CONTRACT EMP ADMIN SUPPORT	39,000.00	39,000.00	0.00	28,135.00	1,042.50	0.00	29,177.50
0000320136	PERFORMANCE ANALYST	66,700.40	66,700.40	0.00	64,135.29	0.00	0.00	64,135.29
0000320293	*BUS OPERATOR	37,606.40	40,643.20	3,036.80	39,571.92	28,116.23	497.28	68,185.43
0000322822	CONTRACT PROFESSIONAL	0.00	0.00	0.00	79,897.50	0.00	0.00	79,897.50
0000320611	*SERVICEPERSON I (A)	32,281.60	32,281.60	0.00	32,589.36	34.92	0.00	32,624.28
0000320018	*MOBILITY OPERATOR	23,358.40	24,564.80	1,206.40	23,818.37	396.58	208.00	24,422.95
0000306059	*MOBILITY OPERATOR	30,409.60	30,409.60	0.00	27,432.11	965.07	208.00	28,605.18
0000303925	*BUS OPERATOR	40,643.20	40,643.20	0.00	41,208.20	3,023.99	1,771.20	46,003.39
0000323666	*BUS OPERATOR	31,491.20	31,491.20	0.00	25,886.80	2,286.22	208.00	28,381.02
0000321214	*RAIL STATION CLEANER	28,412.80	28,412.80	0.00	27,651.97	2,976.18	0.00	30,628.15
0000302067	*RAIL STATION CLEANER	28,412.80	28,412.80	0.00	28,499.04	4,712.70	0.00	33,211.74
0000303018	*BUS OPERATOR	40,643.20	40,643.20	0.00	40,948.39	12,683.75	3,783.82	57,415.96
0000318949	*STATION AGENT	37,169.60	37,169.60	0.00	38,027.36	27,703.10	0.00	65,730.46
0000304334	*BUS OPERATOR	40,643.20	40,643.20	0.00	41,189.26	5,241.34	2,162.00	48,592.60
0000319163	*BUS OPERATOR	37,606.40	40,643.20	3,036.80	38,930.67	5,267.46	208.00	44,406.13
0000303417	*SERVICEPERSON I	31,824.00	31,824.00	0.00	29,050.14	114.76	0.00	29,164.90
0000303476	*INSPECTOR	43,118.40	43,118.40	0.00	34,452.73	4,780.93	200.00	39,433.66
0000323996	*INSPECTOR	42,078.40	41,662.40	-416.00	42,579.45	8,912.09	200.00	51,691.54
0000323237	TRANSIT POLICE OFFICER SR	40,040.00	43,305.60	3,265.60	41,626.44	20,175.97	1,347.50	63,149.91
0000303354	*JOURNEYMAN ET-LABORATORY (DATE LAST EMPLOYED 01-JAN-10)	43,804.80	43,804.80	0.00	23,313.42	1,958.58	5,403.79	30,675.79
0000305529	*BUS OPERATOR	40,643.20	40,643.20	0.00	37,206.31	1,913.15	208.00	39,327.46
0000305057	*BUS OPERATOR	40,643.20	40,643.20	0.00	41,753.77	12,233.57	208.00	54,195.34
0000320261	CONTRACT PROFESSIONAL (DATE LAST EMPLOYED 29-JUN-10)	0.00	0.00	0.00	36,012.50	354.75	0.00	36,367.25
0000306073	DIR QA & CONFIG MGMT	110,657.82	110,657.82	0.00	106,402.89	0.00	0.00	106,402.89
0000302237	BREEZE MEDIA DISTRIBUTION AGT	41,069.08	41,069.08	0.00	39,489.56	0.00	3,474.90	42,964.46
0000302230	MEDIA SALES REP	23,361.00	23,361.00	0.00	23,361.00	152.75	0.00	23,513.75
0000319724	*BUS OPERATOR (DATE LAST EMPLOYED 22-APR-10)	37,606.40	40,643.20	3,036.80	32,703.96	1,479.54	4,294.04	38,477.54
0000324052	TRANSIT POLICE OFFICER SR	40,040.00	41,641.60	1,601.60	41,050.63	10,455.97	1,201.20	52,707.80

MARTOC REPORT

EE NUMBER	TITLE	FY 09	FY 10	DIFFERENCE	REGULAR	OVERTIME	OTHER	TOTAL
		BASE SALARY	BASE SALARY	+/-	EARNINGS	EARNINGS	EARNINGS	EARNINGS
0000321145	*BUS OPERATOR	34,548.80	37,606.40	3,057.60	35,765.50	5,075.88	208.00	41,049.38
0000304210	*JOURNEYMAN ET-RADIO MAINT	43,804.80	43,804.80	0.00	43,891.67	2,061.31	200.00	46,152.98
0000302954	MAINTENANCE PLANNER BUS	52,104.00	52,104.00	0.00	18,036.00	2,630.25	5,786.40	26,452.65
0000303727	*BUS OPERATOR	40,643.20	40,643.20	0.00	41,859.61	13,096.92	5,366.56	60,323.09
0000304826	*BUS OPERATOR	40,643.20	40,643.20	0.00	40,795.42	1,935.45	2,396.48	45,127.35
0000302208	*INSPECTOR	43,118.40	43,118.40	0.00	43,439.55	13,433.46	200.00	57,073.01
0000317198	TRANSIT POLICE OFFICER SR	48,713.60	50,668.80	1,955.20	50,364.67	9,075.93	0.00	59,440.60
0000306325	*JOURNEYMAN OVERHAULER	43,804.80	43,804.80	0.00	44,136.39	947.70	1,884.80	46,968.89
0000322435	*RAIL STATION CLEANER	29,515.20	24,024.00	-5,491.20	26,237.54	9,919.88	208.00	36,365.42
0000320825	*JOURNEYMAN ELEC POWER ELECT	42,390.40	43,804.80	1,414.40	43,708.46	4,761.22	200.00	48,669.68
0000322438	TRANSIT POLICE OFFICER SR	41,641.60	45,032.00	3,390.40	45,826.85	11,583.87	0.00	57,410.72
0000305944	*AA INSPECTOR	43,804.80	43,804.80	0.00	44,641.83	4,631.77	6,833.90	56,107.50
0000324757	IT AUDITOR	81,136.12	81,136.12	0.00	59,291.84	0.00	0.00	59,291.84
0000303101	*JOURNEYMAN BODY REPAIR	43,804.80	43,804.80	0.00	44,678.70	5,504.60	200.00	50,383.30
0000304847	*JOURNEYMAN BODY REPAIR	43,804.80	43,804.80	0.00	44,560.74	6,191.66	831.80	51,584.20
0000320745	*BUS OPERATOR	37,606.40	40,643.20	3,036.80	39,007.43	6,187.88	931.20	46,126.51
0000320922	*APPRENTICE MECHANIC	35,921.60	39,228.80	3,307.20	38,319.90	74.07	0.00	38,393.97
0000314992	*JOURNEYMAN ELEC POWER ELECT	43,804.80	43,804.80	0.00	44,953.18	10,235.26	200.00	55,388.44
0000305234	*JOURNEYMAN RAIL CAR MECHANIC	43,804.80	43,804.80	0.00	43,894.20	4,967.56	6,298.56	55,160.32
0000323748	*SERVICEPERSON VII GROUNDSKEEPR	30,846.40	32,281.60	1,435.20	30,420.23	439.47	0.00	30,859.70
0000324190	*JOURNEYMAN ELEC POWER ELECT	39,603.20	41,392.00	1,788.80	42,249.73	7,605.82	200.00	50,055.55
0000321060	*PT MOBILITY OPERATOR	0.00	0.00	0.00	19,899.99	752.92	208.00	20,860.91
0000321766	*BUS OPERATOR	31,491.20	34,548.80	3,057.60	32,510.45	7,586.15	1,536.80	41,633.40
0000317605	*MOBILITY OPERATOR	27,414.40	28,766.40	1,352.00	27,674.87	8,250.76	208.00	36,133.63
0000322182	*C-BUS OPERATOR (DATE LAST EMPLOYED 31-MAR-10)	29,515.20	30,992.00	1,476.80	24,565.48	6,424.84	2,597.52	33,587.84
0000303016	*JOURNEYMAN RAIL CAR MECHANIC	43,804.80	43,804.80	0.00	43,857.36	2,882.61	200.00	46,939.97
0000321603	*SERVICEPERSON I	31,824.00	31,824.00	0.00	32,066.67	390.15	0.00	32,456.82
0000303030	SUPV BUS TRANSPORTATION	52,561.60	52,561.60	0.00	52,561.60	27,872.82	10,647.27	91,081.69
0000315218	TRANSIT POLICE OFFICER SR	52,686.40	54,787.20	2,100.80	54,276.27	569.89	0.00	54,846.16
0000321063	*BUS OPERATOR	37,606.40	40,643.20	3,036.80	33,068.76	4,946.94	208.00	38,223.70
0000306224	*JOURNEYMAN ET-TRAIN CONTROL	43,804.80	43,804.80	0.00	44,820.32	12,643.96	3,569.60	61,033.88
0000322493	*SERVICEPERSON I (A)	29,182.40	32,281.60	3,099.20	32,590.62	4,463.67	0.00	37,054.29
0000319601	*JOURNEYMAN ET-TRAIN CONTROL (DATE LAST EMPLOYED 02-MAR-10)	42,390.40	43,804.80	1,414.40	30,842.41	6,226.76	8,084.87	45,154.04
0000323163	*BUS OPERATOR	28,454.40	31,491.20	3,036.80	31,599.76	4,025.88	208.00	35,833.64
0000302276	SUPV CAR REPAIR INSPECTION	56,638.40	56,638.40	0.00	56,856.24	7,869.48	0.00	64,725.72

MARTOC REPORT

EE NUMBER	TITLE	FY 09 BASE SALARY	FY 10 BASE SALARY	DIFFERENCE +/-	REGULAR EARNINGS	OVERTIME EARNINGS	OTHER EARNINGS	TOTAL EARNINGS
0000306087	SR INSTRUCTOR BUS TRANSPORT	67,994.16	67,994.16	0.00	65,379.13	0.00	9,676.39	75,055.52
0000304634	SUPT REVENUE PROCESSING	63,663.60	63,663.60	0.00	61,215.37	0.00	4,897.51	66,112.88
0000323168	*BUS OPERATOR	28,454.40	31,491.20	3,036.80	31,822.27	5,291.36	208.00	37,321.63
0000304046	*RAIL STATION CLEANER	28,412.80	28,412.80	0.00	28,743.54	5,096.89	0.00	33,840.43
0000319801	TRANSIT POLICE OFFICER SR	41,641.60	45,032.00	3,390.40	45,897.04	34,859.04	4,503.20	85,259.28
0000303349	MEDIA SALES REP	25,174.50	25,174.50	0.00	25,361.97	1,384.62	1,404.88	28,151.47
0000315428	*STATION AGENT	33,800.00	37,169.60	3,369.60	36,061.24	13,888.25	714.80	50,664.29
0000321316	TRANSIT POLICE OFFICER SR	45,032.00	46,841.60	1,809.60	46,223.19	30,734.04	1,732.00	78,689.23
0000321077	CONTRACT PROFESSIONAL	0.00	0.00	0.00	56,250.00	3,015.00	0.00	59,265.00
0000323836	*RAIL STATION CLEANER	25,500.80	26,894.40	1,393.60	26,406.55	1,134.79	0.00	27,541.34
0000320795	RECRUITING TECHNICIAN I	36,777.00	36,777.00	0.00	35,353.07	14.15	669.53	36,036.75
0000318016	*BUS OPERATOR	40,643.20	40,643.20	0.00	41,287.41	5,517.44	208.00	47,012.85
0000304635	FOREMAN TRACK & STRCT	67,350.40	57,200.00	-10,150.40	60,465.60	8,671.52	8,480.80	77,617.92
0000321913	*INSPECTOR	41,267.20	41,392.00	124.80	41,904.85	1,392.60	993.60	44,291.05
0000303374	SUPV BUS TRANSPORTATION	48,588.80	48,588.80	0.00	48,588.80	6,447.36	3,737.60	58,773.76
0000303848	*BUS OPERATOR (DATE LAST EMPLOYED 01-FEB-10)	40,643.20	40,643.20	0.00	24,125.82	9,813.34	1,250.27	35,189.43
0000318034	*BUS OPERATOR	40,643.20	40,643.20	0.00	32,143.23	1,625.93	208.00	33,977.16
0000305069	*BUS OPERATOR	40,643.20	40,643.20	0.00	41,564.20	10,021.16	2,162.00	53,747.36
0000304356	OFFICE ADMINISTRATOR II	37,234.08	51,021.88	13,787.80	36,250.76	6,365.68	4,353.54	46,969.98
0000315113	*BUS OPERATOR	40,643.20	40,643.20	0.00	40,903.73	1,729.70	208.00	42,841.43
0000319629	TRANSIT POLICE OFFICER SR	45,032.00	46,841.60	1,809.60	47,010.59	15,693.70	1,801.60	64,505.89
0000302362	*BUS OPERATOR	40,643.20	40,643.20	0.00	41,105.04	3,920.90	852.82	45,878.76
0000302920	SUPT BUS MAINTENANCE GARAGE	69,193.80	69,193.80	0.00	66,532.50	0.00	2,128.80	68,661.30
0000315004	SUPV ACCOUNTING	57,993.26	68,510.00	10,516.74	63,168.60	0.00	5,290.45	68,459.05
0000302051	*JOURNEYMAN ET-TRAIN CONTROL	43,804.80	43,804.80	0.00	44,125.86	8,797.84	410.60	53,334.30
0000304346	*BUS OPERATOR	40,643.20	40,643.20	0.00	37,342.24	9,552.51	208.00	47,102.75
0000304612	MOBILITY SERVICE AGENT	30,712.50	30,712.50	0.00	30,728.65	6,928.22	1,417.51	39,074.38
0000304926	SUPV BUS MAINTENANCE	52,104.00	52,104.00	0.00	52,104.00	7,277.11	8,016.00	67,397.11
0000302251	SUPT MOBILITY OPERATIONS	68,464.50	68,464.50	0.00	65,831.64	0.00	4,880.30	70,711.94
0000318429	TRANSIT POLICE OFFICER SR	45,032.00	46,841.60	1,809.60	47,702.45	9,578.61	1,126.00	58,407.06
0000302186	*STATION AGENT	37,169.60	37,169.60	0.00	37,504.71	6,754.90	0.00	44,259.61
0000304697	*TRACK WALKER	43,118.40	43,118.40	0.00	43,325.22	2,744.18	5,389.80	51,459.20
0000303076	*MOBILITY OPERATOR	30,409.60	30,409.60	0.00	30,604.23	35,093.69	208.00	65,905.92
0000306186	*BUS OPERATOR	40,643.20	40,643.20	0.00	29,998.57	2,196.25	208.00	32,402.82

MARTOC REPORT

EE NUMBER	TITLE	FY 09	FY 10	DIFFERENCE	REGULAR	OVERTIME	OTHER	TOTAL
		BASE SALARY	BASE SALARY	+/-	EARNINGS	EARNINGS	EARNINGS	EARNINGS
0000314973	*MOBILITY OPERATOR	27,414.40	28,766.40	1,352.00	28,307.07	3,011.36	508.81	31,827.24
0000320365	*RAIL STATION CLEANER	28,412.80	28,412.80	0.00	28,931.36	3,606.24	1,092.80	33,630.40
0000302995	*BUS OPERATOR (DATE LAST EMPLOYED 01-APR-10)	40,643.20	40,643.20	0.00	28,635.91	13,254.16	2,266.15	44,156.22
0000305795	*JOURNEYMAN ELEC POWER ELECT	43,804.80	43,804.80	0.00	34,748.99	3,191.28	200.00	38,140.27
0000302505	*JOURNEYMAN ET-HVAC	43,804.80	43,804.80	0.00	44,499.68	860.84	3,990.80	49,351.32
0000320051	CONTRACT PROFESSIONAL	0.00	0.00	0.00	102,382.50	6,985.00	0.00	109,367.50
0000318271	*SMALL BUS OPERATOR FT	27,414.40	28,766.40	1,352.00	28,501.70	4,240.44	932.90	33,675.04
0000306254	SUPV BUS TRANSPORTATION	50,731.20	50,731.20	0.00	50,633.64	17,634.00	3,902.40	72,170.04
0000318024	RAIL SERVICES CONTROLLER	57,720.00	57,720.00	0.00	57,387.00	1,637.28	1,998.00	61,022.28
0000304836	*BUS OPERATOR	40,643.20	40,643.20	0.00	42,376.74	12,218.26	208.00	54,803.00
0000319987	TRANSIT POLICE OFFICER SR	46,841.60	48,713.60	1,872.00	47,360.42	27,458.40	0.00	74,818.82
0000319798	TRANSIT POLICE OFFICER SR	43,305.60	45,032.00	1,726.40	43,768.99	16,405.75	2,860.50	63,035.24
0000321981	*JOURNEYMAN ET-RAIL CAR MAINT	41,392.00	43,804.80	2,412.80	43,578.33	4,299.51	200.00	48,077.84
0000320326	*JOURNEYMAN ET-TRAIN CONTROL	42,390.40	43,804.80	1,414.40	43,728.94	7,628.62	200.00	51,557.56
0000321103	*BUS OPERATOR	34,548.80	37,606.40	3,057.60	35,309.01	6,547.46	1,927.80	43,784.27
0000304835	*BUS OPERATOR	40,643.20	40,643.20	0.00	42,276.03	11,635.63	208.00	54,119.66
0000305854	*INSPECTOR	43,118.40	43,118.40	0.00	37,214.96	342.07	200.00	37,757.03
0000304624	*BUS OPERATOR	40,643.20	40,643.20	0.00	40,849.27	3,904.79	208.00	44,962.06
0000306134	*BUS OPERATOR	40,643.20	40,643.20	0.00	38,461.92	25,482.57	208.00	64,152.49
0000321015	*BUS OPERATOR	31,491.20	34,548.80	3,057.60	31,593.47	3,921.81	208.00	35,723.28
0000322122	*PT MOBILITY OPERATOR	0.00	0.00	0.00	28,041.36	3,384.37	1,064.16	32,489.89
0000306271	ACCOUNTANT III	55,762.72	55,762.72	0.00	53,618.11	0.00	2,683.21	56,301.32
0000304969	DISPATCHER RADIO COMMUNICATION	51,230.40	51,230.40	0.00	51,230.40	12,672.15	5,891.75	69,794.30
0000303947	*STATION AGENT	37,169.60	37,169.60	0.00	38,710.89	11,117.47	857.76	50,686.12
0000315145	*STATION AGENT	31,137.60	37,169.60	6,032.00	35,288.57	5,461.94	0.00	40,750.51
0000304369	*DYNAMOMETER OPERATOR	43,804.80	43,804.80	0.00	44,550.67	4,533.28	200.00	49,283.95
0000304902	*BUS OPERATOR	40,643.20	40,643.20	0.00	41,244.73	6,456.50	1,771.20	49,472.43
0000305835	INSTRUCTOR CENTRAL CONTROL	57,761.60	57,761.60	0.00	56,539.72	7,622.90	4,221.04	68,383.66
0000305597	*JOURNEYMAN ET-RAIL CAR MAINT	43,804.80	43,804.80	0.00	44,234.31	2,756.26	200.00	47,190.57
0000305186	ACCOUNTING SPECIALIST III	45,376.50	45,376.50	0.00	44,149.27	1,701.68	4,401.76	50,252.71
0000303908	SUPV BUS TRANSPORTATION	48,588.80	48,588.80	0.00	48,028.16	3,153.60	1,868.80	53,050.56
0000322978	*INSPECTOR	40,206.40	40,643.20	436.80	40,934.10	2,280.26	200.00	43,414.36
0000307129	*BUS OPERATOR	32,531.20	36,628.80	4,097.60	36,184.28	2,908.65	208.00	39,300.93
0000303290	*BUS OPERATOR	40,643.20	40,643.20	0.00	36,420.81	76.52	208.00	36,705.33
0000302662	*JOURNEYMAN ELEC POWER ELECT	43,804.80	43,804.80	0.00	12,299.04	126.36	11,737.59	24,162.99

MARTOC REPORT

EE NUMBER	TITLE	FY 09 BASE SALARY	FY 10 BASE SALARY	DIFFERENCE +/-	REGULAR EARNINGS	OVERTIME EARNINGS	OTHER EARNINGS	TOTAL EARNINGS
0000302537	(DATE LAST EMPLOYED 01-OCT-09) AUDITOR III	68,618.42	68,618.42	0.00	65,187.82	0.00	1,319.63	66,507.45
0000323070	*JOURNEYMAN ET-TELEPHONE MAINT	41,080.00	42,390.40	1,310.40	42,927.04	19,786.78	2,588.00	65,301.82
0000305637	*STATION AGENT	37,169.60	37,169.60	0.00	38,282.04	9,060.18	0.00	47,342.22
0000302969	MEDIA SALES REP	25,701.00	25,701.00	0.00	25,898.70	1,561.88	1,977.00	29,437.58
0000304983	*REVENUE AGENT	41,308.80	41,308.80	0.00	41,502.47	1,340.58	0.00	42,843.05
0000305077	*BUS OPERATOR	40,643.20	40,643.20	0.00	41,690.10	16,133.54	3,686.12	61,509.76
0000322977	*INSPECTOR	40,206.40	41,267.20	1,060.80	43,640.54	10,415.71	200.00	54,256.25
0000305760	SUPV BUS MAINTENANCE	54,995.20	54,995.20	0.00	54,783.68	1,705.38	5,711.04	62,200.10
0000320019	(DATE LAST EMPLOYED 02-JUL-10) TRANSIT POLICE OFFICER SR	45,032.00	46,841.60	1,809.60	45,161.90	12,308.17	3,031.00	60,501.07
0000316605	*RAIL OPERATOR	40,643.20	40,643.20	0.00	35,821.84	6,465.62	1,771.20	44,058.66
0000306834	CHF SPECIFICATIONS	92,001.00	92,001.00	0.00	88,462.50	0.00	0.00	88,462.50
0000303746	*RAIL OPERATOR	40,643.20	40,643.20	0.00	40,496.20	3,925.89	208.00	44,630.09
0000304595	*SERVICEPERSON I	31,824.00	31,824.00	0.00	32,334.41	1,250.78	0.00	33,585.19
0000320907	TRANSIT POLICE OFFICER SR	41,641.60	43,305.60	1,664.00	43,279.93	23,073.17	1,601.60	67,954.70
0000322823	CONTRACT PROFESSIONAL	0.00	0.00	0.00	33,138.00	910.00	0.00	34,048.00
0000303610	(DATE LAST EMPLOYED 12-FEB-10) *MATERIAL CONTROLLER LEAD	43,659.20	43,659.20	0.00	43,722.18	6,171.12	5,877.20	55,770.50
0000301998	EXEC DIR SAFETY & QA	81,224.00	81,224.00	0.00	27,970.28	0.00	0.00	27,970.28
0000306385	*BUS OPERATOR	40,643.20	40,643.20	0.00	41,194.70	14,316.35	208.00	55,719.05
0000320701	RECORDS CENTER SPECIALIST	30,322.50	30,322.50	0.00	29,156.51	93.30	466.50	29,716.31
0000304939	(DATE LAST EMPLOYED 02-JUL-10) *BUS OPERATOR	40,643.20	40,643.20	0.00	39,068.10	3,119.23	208.00	42,395.33
0000306063	*STRUCTURAL INSPECTOR	43,118.40	43,118.40	0.00	41,383.82	2,588.69	0.00	43,972.51
0000314954	*TRACK MAINTAINER	43,118.40	43,118.40	0.00	43,693.11	2,689.78	393.87	46,776.76
0000315522	*RAIL STATION CLEANER	28,412.80	28,412.80	0.00	29,040.64	8,226.74	1,092.80	38,360.18
0000307431	PROTECTIVE SPEC POLICE CADET	27,809.60	27,809.60	0.00	27,916.56	8,202.50	1,911.91	38,030.97
0000303654	*RAIL OPERATOR	40,643.20	40,643.20	0.00	42,102.59	9,062.79	208.00	51,373.38
0000317599	*STATION AGENT	33,800.00	37,169.60	3,369.60	37,261.80	2,837.61	0.00	40,099.41
0000306601	*BUS OPERATOR	40,643.20	40,643.20	0.00	18,553.93	1,817.55	1,563.20	21,934.68
0000303341	(DATE LAST EMPLOYED 26-NOV-09) *BUS OPERATOR	40,643.20	40,643.20	0.00	40,615.63	6,193.28	208.00	47,016.91
0000305201	*MOBILITY OPERATOR	30,409.60	30,409.60	0.00	19,978.29	0.00	208.00	20,186.29
0000322944	TRANSIT POLICE OFFICER SPECIAL	45,032.00	46,841.60	1,809.60	45,367.59	6,121.60	0.00	51,489.19
0000303898	*BUS OPERATOR	40,643.20	40,643.20	0.00	40,966.39	18,476.81	3,334.40	62,777.60
0000306367	*JOURNEYMAN ET-RAIL CAR MAINT	43,804.80	43,804.80	0.00	43,946.85	1,453.15	200.00	45,600.00
0000302222	*BUS OPERATOR	40,643.20	40,643.20	0.00	41,276.16	8,403.55	208.00	49,887.71
0000316715	*STATION AGENT	31,137.60	33,800.00	2,662.40	33,432.78	26,123.49	3,102.69	62,658.96

MARTOC REPORT

EE NUMBER	TITLE	FY 09	FY 10	DIFFERENCE	REGULAR	OVERTIME	OTHER	TOTAL
		BASE SALARY	BASE SALARY	+/-	EARNINGS	EARNINGS	EARNINGS	EARNINGS
0000322244	*JOURNEYMAN AUTOMOTIVE TECH	41,392.00	43,804.80	2,412.80	42,038.42	3,015.99	200.00	45,254.41
0000319045	*BUS OPERATOR	37,606.40	40,643.20	3,036.80	40,827.17	21,491.07	3,529.80	65,848.04
0000303428	OFFICE ADMINISTRATOR II (DATE LAST EMPLOYED 13-AUG-10)	51,021.88	51,021.88	0.00	49,059.57	0.00	5,070.74	54,130.31
0000304255	*SERVICEPERSON V	43,118.40	43,118.40	0.00	43,418.40	279.86	1,243.80	44,942.06
0000321618	*STATION AGENT	33,800.00	37,169.60	3,369.60	33,515.36	10,248.36	0.00	43,763.72
0000303538	*INSPECTOR	43,118.40	43,118.40	0.00	29,081.78	2,075.65	200.00	31,357.43
0000304198	*BUS OPERATOR	40,643.20	40,643.20	0.00	41,645.68	33,495.34	2,162.00	77,303.02
0000315153	*MOBILITY OPERATOR	30,409.60	30,409.60	0.00	32,106.76	13,536.41	208.00	45,851.17
0000322058	*JOURNEYMAN ELEC POWER ELECT	41,392.00	43,804.80	2,412.80	43,270.90	10,709.36	968.69	54,948.95
0000320040	*JOURNEYMAN RAIL CAR MECHANIC	42,390.40	43,804.80	1,414.40	43,436.21	1,468.65	200.00	45,104.86
0000302914	SUPV HALF FARE ELIGIBILITY	53,000.22	53,000.22	0.00	50,962.05	0.00	1,630.80	52,592.85
0000310375	CONTRACT PROFESSIONAL (DATE LAST EMPLOYED 29-JUN-10)	0.00	0.00	0.00	57,195.00	4,231.50	0.00	61,426.50
0000304695	SUPV BUS MAINTENANCE	52,104.00	52,104.00	0.00	52,003.80	6,412.80	5,715.66	64,132.26
0000302723	*RAIL OPERATOR	40,643.20	40,643.20	0.00	41,059.65	7,612.62	364.32	49,036.59
0000319906	TECHNOLOGY PROJECT COORDINATOR	60,000.20	60,000.20	0.00	57,692.74	0.00	5,015.41	62,708.15
0000303292	*CUSTOMER INFORMATION OPERATOR	31,699.20	31,699.20	0.00	32,095.44	6,275.14	914.40	39,284.98
0000303176	*JOURNEYMAN OVERHAULER	43,804.80	43,804.80	0.00	43,835.67	521.24	200.00	44,556.91
0000302383	*JOURNEYMAN ET-RADIO MAINT	43,804.80	43,804.80	0.00	44,167.99	7,960.69	200.00	52,328.68
0000306278	COMPUTER OPERATOR III	40,852.50	40,852.50	0.00	39,805.26	2,655.45	1,571.26	44,031.97
0000311717	*BUS OPERATOR	40,643.20	40,643.20	0.00	41,480.64	23,229.81	1,771.20	66,481.65
0000322139	*TRACK MAINTAINER	40,643.20	41,392.00	748.80	38,215.69	521.17	0.00	38,736.86
0000306495	*BUS OPERATOR	40,643.20	40,643.20	0.00	33,108.88	1,655.25	208.00	34,972.13
0000316066	*SERVICEPERSON I	31,824.00	31,824.00	0.00	30,873.24	952.44	612.00	32,437.68
0000306026	SUPV RAIL YARD TOWER	53,248.00	53,248.00	0.00	52,812.80	7,281.92	2,048.00	62,142.72
0000304320	GRAPHIC ARTIST	57,829.46	57,829.46	0.00	54,715.77	0.00	7,563.18	62,278.95
0000315359	*BUS OPERATOR	40,643.20	40,643.20	0.00	39,085.76	1,518.64	208.00	40,812.40
0000322927	*BUS OPERATOR	31,491.20	34,548.80	3,057.60	27,730.59	3,013.03	208.00	30,951.62
0000321041	*JOURNEYMAN ELEC POWER ELECT	42,390.40	43,804.80	1,414.40	42,918.55	11,311.43	200.00	54,429.98
0000303883	*AA INSPECTOR	43,804.80	43,804.80	0.00	44,599.74	13,275.80	5,359.70	63,235.24
0000302441	CUSTOMER CARE REP	39,643.50	39,643.50	0.00	38,119.01	0.00	1,524.76	39,643.77
0000319715	*SERVICEPERSON IV	34,008.00	34,008.00	0.00	35,665.07	4,874.48	0.00	40,539.55
0000322943	SVC DESK SUPPORT AGENT	41,905.50	41,905.50	0.00	41,035.41	580.23	1,961.84	43,577.48
0000302165	CONTRACT PROFESSIONAL	0.00	0.00	0.00	39,994.66	1,717.69	0.00	41,712.35
0000304395	*C-BUS OPERATOR (DATE LAST EMPLOYED 31-MAR-10)	28,454.40	29,515.20	1,060.80	19,638.30	1,559.89	208.00	21,406.19

MARTOC REPORT

EE NUMBER	TITLE	FY 09	FY 10	DIFFERENCE	REGULAR	OVERTIME	OTHER	TOTAL
		BASE SALARY	BASE SALARY	+/-	EARNINGS	EARNINGS	EARNINGS	EARNINGS
0000321985	*BUS OPERATOR	28,454.40	28,454.40	0.00	18,627.24	2,149.75	208.00	20,984.99
0000320847	*BUS OPERATOR	37,606.40	40,643.20	3,036.80	37,900.79	4,862.90	1,185.00	43,948.69
0000303680	*BUS OPERATOR	40,643.20	40,643.20	0.00	41,386.45	25,069.09	5,483.80	71,939.34
0000316373	CUSTOMER CARE REP	36,523.50	36,523.50	0.00	35,119.01	0.00	3,371.41	38,490.42
0000303218	*RAIL OPERATOR	40,643.20	40,643.20	0.00	41,436.02	4,941.80	989.60	47,367.42
0000304051	*BUS OPERATOR	40,643.20	40,643.20	0.00	37,154.49	2,297.08	208.00	39,659.57
0000324191	TRANSIT POLICE OFFICER SR	41,641.60	43,305.60	1,664.00	42,089.60	1,250.69	1,457.40	44,797.69
0000303395	*BUS OPERATOR	40,643.20	40,643.20	0.00	41,732.56	5,668.70	208.00	47,609.26
0000309936	*BUS OPERATOR	32,531.20	36,628.80	4,097.60	34,700.44	4,997.70	208.00	39,906.14
0000318268	*BUS OPERATOR	37,606.40	40,643.20	3,036.80	39,801.93	5,727.36	208.00	45,737.29
0000303679	ACCOUNTANT III	46,970.82	55,762.72	8,791.90	47,700.64	0.00	0.00	47,700.64
0000307132	*MOBILITY OPERATOR	30,409.60	30,409.60	0.00	31,885.39	12,653.80	1,523.80	46,062.99
0000305617	*RAIL OPERATOR	40,643.20	40,643.20	0.00	41,289.22	5,989.93	833.28	48,112.43
0000304004	*JOURNEYMAN WELDER	43,804.80	43,804.80	0.00	44,104.84	845.04	200.00	45,149.88
0000308461	*PT BUS OPERATOR	0.00	0.00	0.00	20,974.11	0.00	208.00	21,182.11
0000324243	AGM CONTRACTS & PROCUREMENT	140,000.12	140,000.12	0.00	134,615.88	0.00	0.00	134,615.88
0000304676	SUPV BUS & RAIL STORES	50,731.20	50,731.20	0.00	50,731.20	0.00	4,658.49	55,389.69
0000318126	*JOURNEYMAN ET-HVAC (DATE LAST EMPLOYED 01-AUG-10)	43,804.80	43,804.80	0.00	44,046.89	1,666.40	4,664.72	50,378.01
0000317729	*SERVICEPERSON IV (DATE LAST EMPLOYED 07-MAY-10)	34,008.00	34,008.00	0.00	25,232.50	7,284.03	207.00	32,723.53
0000303630	*BUS OPERATOR	40,643.20	40,643.20	0.00	41,235.68	5,007.13	208.00	46,450.81
0000322079	ADMINISTRATIVE ASSISTANT	49,249.20	42,783.00	-6,466.20	43,127.10	0.00	438.80	43,565.90
0000303656	*MATERIAL CONTROLLER	42,369.60	42,369.60	0.00	42,349.27	0.00	0.00	42,349.27
0000303494	TRANSIT POLICE OFFICER SR	54,787.20	54,787.20	0.00	55,472.04	17,009.08	6,637.68	79,118.80
0000318679	*BUS OPERATOR	40,643.20	40,643.20	0.00	41,179.73	7,266.71	208.00	48,654.44
0000319737	*MOBILITY OPERATOR	26,083.20	27,414.40	1,331.20	26,672.17	456.12	208.00	27,336.29
0000303426	*SERVICEPERSON I	31,824.00	31,824.00	0.00	28,146.03	28.70	0.00	28,174.73
0000303277	*BUS OPERATOR	40,643.20	40,643.20	0.00	40,938.47	12,340.76	208.00	53,487.23
0000321494	*TRACK MAINTAINER	41,267.20	41,392.00	124.80	25,842.02	492.34	0.00	26,334.36
0000316072	TRANSIT POLICE OFFICER SR	46,841.60	48,713.60	1,872.00	47,908.79	7,612.15	0.00	55,520.94
0000306097	*AA INSPECTOR	43,804.80	43,804.80	0.00	44,771.10	15,504.55	5,549.24	65,824.89
0000306433	*STATION AGENT	37,169.60	37,169.60	0.00	37,196.43	14,782.52	0.00	51,978.95
0000305912	*JOURNEYMAN SUPPORT EQUIPMENT	43,804.80	43,804.80	0.00	44,436.50	2,140.26	3,359.00	49,935.76
0000302568	*STATION AGENT	37,169.60	37,169.60	0.00	37,183.06	0.00	0.00	37,183.06
0000305785	SUPV BUS TRANSPORTATION	51,729.60	51,729.60	0.00	51,729.60	9,264.09	3,979.20	64,972.89
0000321150	MOBILITY CUSTOMER CARE REP	36,348.00	36,348.00	0.00	35,266.88	6,095.28	2,525.72	43,887.88

MARTOC REPORT

EE NUMBER	TITLE	FY 09	FY 10	DIFFERENCE	REGULAR	OVERTIME	OTHER	TOTAL
		BASE SALARY	BASE SALARY	+/-	EARNINGS	EARNINGS	EARNINGS	EARNINGS
0000305938	TRANSIT POLICE OFFICER SR	50,668.80	52,686.40	2,017.60	52,129.00	12,778.58	4,052.80	68,960.38
0000306516	MGR EMPLOYEE BENEFITS	82,713.54	82,713.54	0.00	79,532.58	0.00	6,999.30	86,531.88
0000322040	*BUS OPERATOR	31,491.20	34,548.80	3,057.60	33,783.83	3,880.34	208.00	37,872.17
0000304404	*SERVICEPERSON I	31,824.00	31,824.00	0.00	29,469.50	1,996.66	0.00	31,466.16
0000302600	*BUS OPERATOR	40,643.20	40,643.20	0.00	41,101.77	3,069.72	208.00	44,379.49
0000304206	SUPV CAR REPAIR INSPECTION (DATE LAST EMPLOYED 01-APR-10)	61,360.00	61,360.00	0.00	47,200.01	250.75	11,504.12	58,954.88
0000322037	*BUS OPERATOR	31,491.20	34,548.80	3,057.60	33,426.31	4,140.15	208.00	37,774.46
0000323524	*BUS OPERATOR	28,454.40	31,491.20	3,036.80	28,866.48	2,029.68	208.00	31,104.16
0000323420	*BUS OPERATOR	28,454.40	31,491.20	3,036.80	31,492.85	4,989.53	208.00	36,690.38
0000318079	COMMUNICATIONS SPECIALIST	34,486.40	34,486.40	0.00	22,636.02	0.00	0.00	22,636.02
0000306476	*JOURNEYMAN RAIL CAR MECHANIC	43,804.80	43,804.80	0.00	44,583.92	3,056.36	4,562.79	52,203.07
0000304646	MGR POWER	81,434.86	81,434.86	0.00	78,302.93	0.00	6,953.04	85,255.97
0000321368	*RAIL OPERATOR	31,491.20	34,548.80	3,057.60	23,807.55	2,568.34	208.00	26,583.89
0000320654	*BUS OPERATOR	37,606.40	40,643.20	3,036.80	39,438.82	3,854.87	1,654.40	44,948.09
0000304775	*BUS OPERATOR	40,643.20	40,643.20	0.00	40,551.28	6,166.42	208.00	46,925.70
0000303902	*MOBILITY OPERATOR	30,409.60	30,409.60	0.00	25,647.34	405.80	208.00	26,261.14
0000321313	*SERVICEPERSON I (A)	32,281.60	32,281.60	0.00	32,577.72	686.76	1,241.60	34,506.08
0000306397	TRANSIT POLICE OFFICER SPECIAL	54,787.20	56,971.20	2,184.00	57,652.29	5,871.84	1,095.60	64,619.73
0000318031	*STATION AGENT	37,169.60	37,169.60	0.00	38,786.88	8,557.55	0.00	47,344.43
0000319273	*TRACK MAINTAINER	41,662.40	43,118.40	1,456.00	42,868.43	37.83	0.00	42,906.26
0000302210	SR INFORMATION TECH AUDITOR	74,656.40	74,656.40	0.00	70,498.51	0.00	287.13	70,785.64
0000322151	ROOF INSPECTOR	53,169.22	53,169.22	0.00	51,124.29	0.00	3,067.89	54,192.18
0000319303	*STATION AGENT	33,800.00	37,169.60	3,369.60	36,082.77	3,171.23	0.00	39,254.00
0000306138	*REVENUE AGENT	41,308.80	41,308.80	0.00	41,522.32	3,209.94	0.00	44,732.26
0000318845	*BUS OPERATOR	40,643.20	40,643.20	0.00	41,052.18	2,177.31	208.00	43,437.49
0000322956	CONTRACT EMP ADMIN SUPPORT	0.00	0.00	0.00	22,134.00	0.00	0.00	22,134.00
0000321511	BREEZE MEDIA DISTRIBUTION AGT	36,337.60	36,337.60	0.00	34,800.31	0.00	139.78	34,940.09
0000320673	RAIL SERVICES CONTROLLER	57,720.00	57,720.00	0.00	57,498.00	1,394.55	222.00	59,114.55
0000321309	*INSPECTOR	41,267.20	41,662.40	395.20	43,465.91	20,463.19	200.00	64,129.10
0000320418	*TRACK WALKER	41,392.00	43,118.40	1,726.40	42,683.70	2,192.11	0.00	44,875.81
0000303359	*BUS OPERATOR	40,643.20	40,643.20	0.00	30,328.62	3,434.90	0.00	33,763.52
0000320988	*STATION AGENT	31,137.60	37,169.60	6,032.00	36,115.17	19,712.93	1,300.00	57,128.10
0000304235	*BUS OPERATOR	40,643.20	40,643.20	0.00	41,433.88	29,489.25	3,334.40	74,257.53
0000306411	CONTRACT EMP PT POLICE OFFICER	0.00	0.00	0.00	19,582.50	1,310.63	0.00	20,893.13

MARTOC REPORT

EE NUMBER	TITLE	FY 09	FY 10	DIFFERENCE	REGULAR	OVERTIME	OTHER	TOTAL
		BASE SALARY	BASE SALARY	+/-	EARNINGS	EARNINGS	EARNINGS	EARNINGS
0000322203	*INSPECTOR	42,390.40	41,662.40	-728.00	44,209.31	19,535.98	1,918.30	65,663.59
0000306282	*MATERIAL CONTROLLER	40,643.20	41,496.00	852.80	39,575.91	550.20	2,361.20	42,487.31
0000322140	*BUS OPERATOR	31,491.20	34,548.80	3,057.60	33,586.45	1,512.83	208.00	35,307.28
0000303097	*MOBILITY OPERATOR	30,409.60	30,409.60	0.00	29,091.49	1,469.41	208.00	30,768.90
0000304702	IT PROJECT MANAGER	87,316.58	87,316.58	0.00	83,958.53	0.00	11,754.75	95,713.28
0000306142	*SERVICEPERSON I (A)	32,281.60	32,281.60	0.00	32,681.92	2,514.24	0.00	35,196.16
0000318414	TRANSIT POLICE OFFICER SR	46,841.60	48,713.60	1,872.00	50,718.23	17,733.99	0.00	68,452.22
0000303210	SR MAINTENANCE PLANNER BUS	61,048.00	61,048.00	0.00	57,995.60	0.00	704.40	58,700.00
0000319775	*CUSTOMER INFORMATION OPERATOR	27,352.00	30,409.60	3,057.60	27,350.12	1,926.08	0.00	29,276.20
0000321841	AUDITOR III	62,000.12	62,000.12	0.00	59,615.83	0.00	4,768.52	64,384.35
0000302320	*AA INSPECTOR	43,804.80	43,804.80	0.00	43,212.87	561.83	200.00	43,974.70
0000302021	MGR OPERATING & CAPITAL BUDGET (DATE LAST EMPLOYED 16-APR-10)	90,980.50	90,980.50	0.00	73,484.29	0.00	11,754.59	85,238.88
0000320762	*JOURNEYMAN ET-HVAC	43,804.80	43,804.80	0.00	44,120.60	1,721.68	200.00	46,042.28
0000303458	*AA INSPECTOR	43,804.80	43,804.80	0.00	44,146.96	1,540.09	200.00	45,887.05
0000302092	*JOURNEYMAN SUPPORT EQUIPMENT (DATE LAST EMPLOYED 03-MAR-10)	43,804.80	43,804.80	0.00	31,152.91	3,931.42	5,373.82	40,458.15
0000304980	*BUS OPERATOR	40,643.20	40,643.20	0.00	41,592.68	17,444.29	2,552.80	61,589.77
0000305561	*BUS OPERATOR (DATE LAST EMPLOYED 08-FEB-10)	40,643.20	40,643.20	0.00	24,066.66	337.69	1,389.98	25,794.33
0000319782	*BUS OPERATOR	28,454.40	31,491.20	3,036.80	27,935.90	3,270.52	208.00	31,414.42
0000320794	CONTRACTS ADMINISTRATOR SR	67,998.06	67,998.06	0.00	65,383.19	0.00	4,293.90	69,677.09
0000316168	*BUS OPERATOR	40,643.20	40,643.20	0.00	34,201.96	1,589.88	208.00	35,999.84
0000320166	*JOURNEYMAN SUPPORT EQUIPMENT	42,390.40	43,804.80	1,414.40	43,216.51	866.98	1,042.40	45,125.89
0000318833	*BUS OPERATOR	40,643.20	40,643.20	0.00	41,590.01	6,574.95	989.60	49,154.56
0000322114	*SERVICEPERSON I (A)	29,515.20	29,182.40	-332.80	30,413.35	6,290.73	0.00	36,704.08
0000303301	*BUS OPERATOR	40,643.20	40,643.20	0.00	42,336.34	22,158.01	989.60	65,483.95
0000304539	*PT BUS OPERATOR	0.00	0.00	0.00	19,661.72	0.00	652.60	20,314.32
0000306468	*JOURNEYMAN ET-TRAIN CONTROL	43,804.80	43,804.80	0.00	44,246.96	9,003.21	1,463.60	54,713.77
0000304178	*BUS OPERATOR	40,643.20	40,643.20	0.00	40,946.66	2,102.22	208.00	43,256.88
0000304672	*BUS OPERATOR	40,643.20	40,643.20	0.00	39,522.27	14,439.44	944.08	54,905.79
0000303241	*JOURNEYMAN SUPPORT EQUIPMENT	43,804.80	43,804.80	0.00	44,189.04	447.95	5,465.00	50,101.99
0000303372	*STATION AGENT	37,169.60	37,169.60	0.00	38,964.81	10,782.45	1,429.60	51,176.86
0000305328	*BUS OPERATOR	40,643.20	40,643.20	0.00	41,813.55	10,753.09	2,552.80	55,119.44
0000323948	*BUS OPERATOR	31,491.20	31,491.20	0.00	22,362.54	1,171.19	190.67	23,724.40
0000306057	*JOURNEYMAN ET-TRAIN CONTROL	43,804.80	43,804.80	0.00	44,215.37	323.81	200.00	44,739.18
0000322165	*C-BUS OPERATOR (DATE LAST EMPLOYED 31-MAR-10)	29,515.20	30,992.00	1,476.80	24,758.12	6,371.45	505.86	31,635.43

MARTOC REPORT

EE NUMBER	TITLE	FY 09	FY 10	DIFFERENCE	REGULAR	OVERTIME	OTHER	TOTAL
		BASE SALARY	BASE SALARY	+/-	EARNINGS	EARNINGS	EARNINGS	EARNINGS
0000305166	*BUS OPERATOR	40,643.20	40,643.20	0.00	40,964.00	2,131.80	208.00	43,303.80
0000322254	*JOURNEYMAN AUTOMOTIVE TECH	41,392.00	43,804.80	2,412.80	43,873.03	2,812.23	200.00	46,885.26
0000303394	MGR REAL ESTATE	89,703.12	89,703.12	0.00	86,253.28	0.00	0.00	86,253.28
0000323963	TRANSIT POLICE OFFICER	40,040.00	41,641.60	1,601.60	20,753.91	2,230.05	4,097.80	27,081.76
0000302633	*JOURNEYMAN ET-RAIL CAR MAINT	43,804.80	43,804.80	0.00	44,692.58	78.98	200.00	44,971.56
0000306497	MOBILITY ELIGIBILITY SPECIALIST	52,568.88	52,568.88	0.00	50,142.74	0.00	6,470.39	56,613.13
0000322175	*C-BUS OPERATOR (DATE LAST EMPLOYED 31-MAR-10)	29,515.20	30,992.00	1,476.80	24,380.71	9,840.37	3,724.26	37,945.34
0000316262	*BUS OPERATOR	40,643.20	40,643.20	0.00	28,334.30	2,936.04	208.00	31,478.34
0000304200	*BUS OPERATOR	40,643.20	40,643.20	0.00	41,109.84	5,194.42	208.00	46,512.26
0000315209	TRANSIT POLICE SERGEANT	56,368.00	58,614.40	2,246.40	59,113.57	7,607.93	3,381.60	70,103.10
0000323516	*BUS OPERATOR	28,454.40	31,491.20	3,036.80	31,243.73	4,749.47	208.00	36,201.20
0000306027	*BUS OPERATOR	40,643.20	40,643.20	0.00	40,847.66	16,659.35	208.00	57,715.01
0000303182	*BUS OPERATOR	40,643.20	40,643.20	0.00	40,049.15	407.19	208.00	40,664.34
0000305704	SUPT BUS TRANSPORTATION	64,793.04	64,793.04	0.00	62,301.00	0.00	8,141.36	70,442.36
0000321553	*MOBILITY OPERATOR	23,358.40	24,564.80	1,206.40	24,544.09	10,271.54	1,050.30	35,865.93
0000305689	*RAIL OPERATOR	40,643.20	40,643.20	0.00	36,369.29	4,978.72	989.60	42,337.61
0000303005	*BUS OPERATOR (DATE LAST EMPLOYED 01-JAN-10)	40,643.20	40,643.20	0.00	19,300.56	2,103.33	2,080.62	23,484.51
0000303995	*SERVICEPERSON II	31,824.00	31,824.00	0.00	27,339.42	34.43	0.00	27,373.85
0000304679	*MOBILITY OPERATOR	30,409.60	30,409.60	0.00	28,915.48	696.35	208.00	29,819.83
0000311276	CONTRACT PROFESSIONAL	0.00	0.00	0.00	35,721.00	0.00	0.00	35,721.00
0000321037	CJIT-CALL TAKER	30,721.60	30,721.60	0.00	31,001.51	5,198.68	354.48	36,554.67
0000320041	*JOURNEYMAN RAIL CAR MECHANIC	42,390.40	43,804.80	1,414.40	43,846.53	5,602.04	200.00	49,648.57
0000304017	*BUS OPERATOR	40,643.20	40,643.20	0.00	42,758.95	32,048.55	989.60	75,797.10
0000306225	*BUS OPERATOR	40,643.20	40,643.20	0.00	40,616.09	38.11	208.00	40,862.20
0000305471	*BUS OPERATOR	40,643.20	40,643.20	0.00	41,743.51	8,471.59	208.00	50,423.10
0000319389	*BUS OPERATOR	37,606.40	40,643.20	3,036.80	35,158.94	953.02	208.00	36,319.96
0000316129	*TRACK WALKER	43,118.40	43,118.40	0.00	43,029.77	824.05	0.00	43,853.82
0000323031	*RAIL OPERATOR	31,491.20	34,548.80	3,057.60	32,696.34	3,042.79	208.00	35,947.13
0000314857	*BUS OPERATOR	40,643.20	40,643.20	0.00	27,419.27	21.40	208.00	27,648.67
0000305743	*BUS OPERATOR	40,643.20	40,643.20	0.00	29,013.08	4,901.26	208.00	34,122.34
0000304647	*BUS OPERATOR	40,643.20	40,643.20	0.00	26,095.25	0.00	208.00	26,303.25
0000304844	*BUS OPERATOR	40,643.20	40,643.20	0.00	42,801.68	28,679.48	3,334.40	74,815.56
0000318552	*SMALL BUS OPERATOR FT	27,414.40	28,766.40	1,352.00	26,026.60	1,747.54	208.00	27,982.14
0000304095	*BUS OPERATOR	40,643.20	40,643.20	0.00	41,865.39	8,840.04	208.00	50,913.43
0000302341	*BUS OPERATOR	40,643.20	40,643.20	0.00	32,881.62	6,145.22	208.00	39,234.84

MARTOC REPORT

EE NUMBER	TITLE	FY 09	FY 10	DIFFERENCE	REGULAR	OVERTIME	OTHER	TOTAL
		BASE SALARY	BASE SALARY	+/-	EARNINGS	EARNINGS	EARNINGS	EARNINGS
0000305806	*JOURNEYMAN ELEC POWER ELECT	42,390.40	43,804.80	1,414.40	43,403.15	5,101.81	200.00	48,704.96
0000317147	SR DIR EXTERNAL AFFAIRS	111,100.34	101,000.12	-10,100.22	100,029.27	0.00	12,235.80	112,265.07
0000321976	*BUS OPERATOR	31,491.20	34,548.80	3,057.60	34,184.30	8,588.24	208.00	42,980.54
0000322737	*INSPECTOR	40,206.40	41,267.20	1,060.80	41,411.88	6,776.71	200.00	48,388.59
0000323511	*BUS OPERATOR	28,454.40	31,491.20	3,036.80	30,937.48	4,318.21	208.00	35,463.69
0000303613	*JOURNEYMAN OVERHAULER	43,804.80	43,804.80	0.00	44,820.88	8,308.18	3,990.80	57,119.86
0000305248	*BUS OPERATOR	40,643.20	40,643.20	0.00	23,053.89	2,601.64	208.00	25,863.53
0000302616	SUPV BUS TRANSPORTATION	52,540.80	52,540.80	0.00	51,340.80	9,805.94	3,233.28	64,380.02
0000322138	*INSPECTOR	40,643.20	41,392.00	748.80	41,380.00	3,263.80	993.60	45,637.40
0000306407	*JOURNEYMAN SUPPORT EQUIPMENT	43,804.80	43,804.80	0.00	44,906.93	11,506.67	200.00	56,613.60
0000323714	*BUS OPERATOR	31,491.20	31,491.20	0.00	22,234.07	864.31	208.00	23,306.38
0000302277	BENEFITS ANALYST	50,779.56	50,779.56	0.00	48,826.67	0.00	1,953.00	50,779.67
0000324397	*JOURNEYMAN ET-TRAIN CONTROL	39,603.20	41,080.00	1,476.80	40,945.21	1,510.29	200.00	42,655.50
0000305512	*AA INSPECTOR	43,804.80	43,804.80	0.00	44,641.86	21,781.48	4,306.70	70,730.04
0000321027	*BUS OPERATOR	37,606.40	40,643.20	3,036.80	38,129.68	1,256.89	208.00	39,594.57
0000323702	*BUS OPERATOR	31,491.20	31,491.20	0.00	21,085.48	1,039.01	208.00	22,332.49
0000322121	*C-BUS OPERATOR (DATE LAST EMPLOYED 31-MAR-10)	29,515.20	30,992.00	1,476.80	20,928.51	3,909.89	264.03	25,102.43
0000306655	*INSPECTOR	43,118.40	43,118.40	0.00	42,656.61	248.78	200.00	43,105.39
0000306115	*BUS OPERATOR	40,643.20	40,643.20	0.00	41,868.42	16,199.17	208.00	58,275.59
0000310944	*BUS OPERATOR	31,491.20	34,548.80	3,057.60	29,351.91	2,821.03	208.00	32,380.94
0000306337	SUPV RAIL YARD TOWER	54,204.80	54,204.80	0.00	52,328.50	15,662.06	6,515.00	74,505.56
0000320594	OFFICE ADMINISTRATOR II	45,958.90	51,021.88	5,062.98	47,891.23	0.00	1,962.00	49,853.23
0000317957	*MATERIAL CONTROLLER	40,206.40	38,937.60	-1,268.80	32,679.14	684.03	0.00	33,363.17
0000304027	MGR AE CONTRACTS	90,121.20	90,121.20	0.00	86,655.24	0.00	12,132.75	98,787.99
0000302560	TRANSIT POLICE SERGEANT	60,964.80	63,398.40	2,433.60	62,197.23	14,449.12	4,876.80	81,523.15
0000312041	*RAIL OPERATOR	40,643.20	40,643.20	0.00	41,755.92	7,412.05	208.00	49,375.97
0000302595	*JOURNEYMAN AUTOMOTIVE TECH	43,804.80	43,804.80	0.00	44,115.36	3,767.16	200.00	48,082.52
0000321779	*BUS OPERATOR	31,491.20	34,548.80	3,057.60	32,702.40	3,396.71	208.00	36,307.11
0000303728	*SERVICEPERSON I	31,824.00	31,824.00	0.00	31,972.43	780.30	0.00	32,752.73
0000304892	*MOBILITY OPERATOR	30,409.60	30,409.60	0.00	27,003.50	38.38	0.00	27,041.88
0000304784	*BUS OPERATOR	40,643.20	40,643.20	0.00	41,258.41	9,961.10	208.00	51,427.51
0000318676	CJIT-POLICE DISPATCHER	34,112.00	34,112.00	0.00	35,242.29	7,132.04	262.40	42,636.73
0000306912	CONTRACT PROFESSIONAL	0.00	0.00	0.00	77,448.00	2,373.00	0.00	79,821.00
0000302174	GEN FOREMAN FAREGATES COMM	63,642.02	63,642.02	0.00	61,194.54	0.00	8,568.00	69,762.54

MARTOC REPORT

EE NUMBER	TITLE	FY 09	FY 10	DIFFERENCE	REGULAR	OVERTIME	OTHER	TOTAL
		BASE SALARY	BASE SALARY	+/-	EARNINGS	EARNINGS	EARNINGS	EARNINGS
0000320848	*TRACK MAINTAINER	41,392.00	41,662.40	270.40	41,478.11	1,269.20	0.00	42,747.31
0000324053	TRANSIT POLICE OFFICER SR	45,032.00	46,841.60	1,809.60	46,553.62	22,203.70	3,992.70	72,750.02
0000320044	*JOURNEYMAN ET-RADIO MAINT	42,390.40	43,804.80	1,414.40	43,168.50	4,858.18	200.00	48,226.68
0000303378	CONTRACT SERVICES COORDINATOR	51,376.00	51,376.00	0.00	49,400.00	839.80	4,940.00	55,179.80
0000316987	MGR COMPENSATION & BENEFITS	95,189.64	95,189.64	0.00	91,528.54	0.00	3,661.50	95,190.04
0000306179	TRANSIT POLICE OFFICER SR	54,787.20	54,787.20	0.00	55,630.08	12,228.36	4,741.20	72,599.64
0000302770	DIVISION DISPATCHER	56,139.20	56,139.20	0.00	49,600.66	169.77	0.00	49,770.43
0000302910	*JOURNEYMAN BODY REPAIR	43,804.80	43,804.80	0.00	46,168.69	17,200.87	200.00	63,569.56
0000306242	MAINTENANCE PLANNER-RAIL	53,830.40	53,830.40	0.00	53,209.28	3,196.18	5,176.00	61,581.46
0000322441	*C-BUS OPERATOR (DATE LAST EMPLOYED 31-MAR-10)	29,515.20	29,515.20	0.00	23,820.38	16,189.91	1,863.55	41,873.84
0000323582	*MOBILITY OPERATOR	23,358.40	23,358.40	0.00	20,892.27	2,446.84	208.00	23,547.11
0000319632	*RAIL STATION CLEANER	28,412.80	28,412.80	0.00	28,570.48	163.92	0.00	28,734.40
0000322507	*PT MOBILITY OPERATOR	0.00	0.00	0.00	19,346.62	1,495.03	208.00	21,049.65
0000304567	SUPV CAR REPAIR INSPECTION (DATE LAST EMPLOYED 01-AUG-10)	57,324.80	57,324.80	0.00	57,324.80	633.88	2,788.25	60,746.93
0000322488	*INSPECTOR	41,392.00	43,118.40	1,726.40	42,885.30	9,000.18	800.90	52,686.38
0000302883	*STATION AGENT	33,800.00	37,169.60	3,369.60	36,935.15	10,508.34	0.00	47,443.49
0000324752	ORACLE HR PAYROLL TECH WRITER	63,676.86	63,676.86	0.00	46,533.39	0.00	0.00	46,533.39
0000322371	*BUS OPERATOR	31,491.20	34,548.80	3,057.60	25,990.03	4,437.85	208.00	30,635.88
0000321311	*STATION AGENT	31,137.60	37,169.60	6,032.00	34,573.03	26,502.70	2,275.00	63,350.73
0000304075	*BUS OPERATOR	40,643.20	40,643.20	0.00	34,422.96	2,197.75	208.00	36,828.71
0000302541	*BUS OPERATOR	40,643.20	40,643.20	0.00	40,619.21	5,780.66	208.00	46,607.87
0000320746	*BUS OPERATOR	37,606.40	40,643.20	3,036.80	35,492.42	2,279.58	208.00	37,980.00
0000306324	*BUS OPERATOR	40,643.20	40,643.20	0.00	39,667.57	6,984.06	208.00	46,859.63
0000323363	*BUS OPERATOR	28,454.40	31,491.20	3,036.80	31,378.28	7,733.67	208.00	39,319.95
0000323581	*CUSTOMER INFORMATION OPERATOR	27,352.00	28,912.00	1,560.00	27,241.72	1,938.49	0.00	29,180.21
0000305560	SR CONTRACT SPECIALIST	73,256.30	73,256.30	0.00	70,438.91	0.00	7,889.71	78,328.62
0000302626	*TRACK WALKER	43,118.40	43,118.40	0.00	43,786.48	1,593.63	0.00	45,380.11
0000303369	*JOURNEYMAN ET-RAIL CAR MAINT	43,804.80	43,804.80	0.00	44,004.83	3,253.81	200.00	47,458.64
0000321581	INFORMATION SYS ANALYST III	73,063.64	73,063.64	0.00	70,253.79	0.00	5,620.50	75,874.29
0000316645	*STATION AGENT	33,800.00	37,169.60	3,369.60	36,138.89	8,812.81	0.00	44,951.70
0000321552	*MOBILITY OPERATOR	23,358.40	24,564.80	1,206.40	19,788.38	1,275.70	208.00	21,272.08
0000319970	*BUS OPERATOR	37,606.40	40,643.20	3,036.80	40,047.40	14,547.31	208.00	54,802.71
0000321053	*BUS OPERATOR	37,606.40	40,643.20	3,036.80	23,146.83	1,672.07	208.00	25,026.90
0000322563	*JOURNEYMAN AUTOMOTIVE TECH	41,392.00	43,804.80	2,412.80	42,506.29	5,835.36	200.00	48,541.65
0000306569	*CUSTOMER INFORMATION OPERATOR	31,699.20	31,699.20	0.00	32,548.83	15,699.19	0.00	48,248.02

MARTOC REPORT

EE NUMBER	TITLE	FY 09	FY 10	DIFFERENCE	REGULAR	OVERTIME	OTHER	TOTAL
		BASE SALARY	BASE SALARY	+/-	EARNINGS	EARNINGS	EARNINGS	EARNINGS
0000322045	*MOBILITY OPERATOR	23,358.40	24,564.80	1,206.40	24,833.30	7,216.93	208.00	32,258.23
0000303668	FOREMAN POWER	57,740.80	57,740.80	0.00	57,740.80	7,564.60	0.00	65,305.40
0000322226	C-SUPV BUS TRANSPORTATION (DATE LAST EMPLOYED 31-MAR-10)	48,048.00	48,048.00	0.00	42,504.00	3,908.57	6,375.60	52,788.17
0000303771	SUPV ACCOUNTING	69,751.50	69,751.50	0.00	67,069.09	0.00	2,146.20	69,215.29
0000322382	*BUS OPERATOR	31,491.20	34,548.80	3,057.60	23,992.97	1,911.15	208.00	26,112.12
0000303375	*JOURNEYMAN ELEC POWER ELECT	43,804.80	43,804.80	0.00	44,536.75	5,575.71	200.00	50,312.46
0000323115	TRANSIT POLICE OFFICER SR	43,305.60	45,032.00	1,726.40	43,536.04	9,680.36	2,748.10	55,964.50
0000302022	SERVICE PLANNER II	48,367.28	48,367.28	0.00	46,507.43	0.00	2,418.00	48,925.43
0000302328	*RAIL OPERATOR	40,643.20	40,643.20	0.00	41,378.95	6,994.09	208.00	48,581.04
0000304865	FOREMAN FARE GATE MAINTENANCE	60,736.00	60,736.00	0.00	60,736.00	0.00	7,008.00	67,744.00
0000302679	*JOURNEYMAN AUTOMOTIVE TECH	42,390.40	43,804.80	1,414.40	43,793.21	7,824.32	200.00	51,817.53
0000302832	*JOURNEYMAN BODY REPAIR	43,804.80	43,804.80	0.00	35,173.46	323.80	200.00	35,697.26
0000303923	*BUS OPERATOR	40,643.20	40,643.20	0.00	41,628.64	5,053.97	989.60	47,672.21
0000302890	*INSPECTOR	43,118.40	43,118.40	0.00	43,203.64	1,741.36	200.00	45,145.00
0000304681	FOREMAN MAINT LANDSCAPE	56,908.80	56,908.80	0.00	56,908.80	547.20	0.00	57,456.00
0000304362	PLANNER TRACK & STRUCTURES (DATE LAST EMPLOYED 01-MAY-10)	54,995.20	54,995.20	0.00	47,592.00	3,886.68	1,077.43	52,556.11
0000303931	*RAIL OPERATOR	40,643.20	40,643.20	0.00	41,148.50	1,772.44	208.00	43,128.94
0000302988	*C-PT OPERATOR (DATE LAST EMPLOYED 31-MAR-10)	0.00	0.00	0.00	18,635.51	3,191.33	767.11	22,593.95
0000321402	TRANSIT POLICE OFFICER SR	45,032.00	46,841.60	1,809.60	45,831.14	23,489.17	2,468.11	71,788.42
0000303985	*RAIL OPERATOR	40,643.20	40,643.20	0.00	41,193.68	7,285.44	6,070.00	54,549.12
0000303853	*SERVICEPERSON V (DATE LAST EMPLOYED 01-JUN-10)	43,118.40	43,118.40	0.00	40,832.34	6,887.65	4,138.96	51,858.95
0000309385	CONTRACT PROFESSIONAL (DATE LAST EMPLOYED 05-MAR-10)	0.00	0.00	0.00	24,362.80	0.00	0.00	24,362.80
0000316512	COMMUNICATIONS SPECIALIST	35,380.80	35,380.80	0.00	35,550.92	1,043.64	0.00	36,594.56
0000316477	SR MOBILITY SYS DATA SPEC	36,732.28	36,732.28	0.00	36,732.43	0.00	918.45	37,650.88
0000305122	FIELD INSPECTOR	58,310.46	58,310.46	0.00	56,068.13	11,049.26	7,774.00	74,891.39
0000316639	*STATION AGENT	33,800.00	37,169.60	3,369.60	36,422.63	8,253.37	1,411.73	46,087.73
0000304880	*BUS OPERATOR	40,643.20	40,643.20	0.00	40,543.73	522.65	208.00	41,274.38
0000305559	*RAIL OPERATOR	40,643.20	40,643.20	0.00	34,600.49	2,516.03	208.00	37,324.52
0000320743	*BUS OPERATOR	37,606.40	40,643.20	3,036.80	33,306.01	4,170.77	208.00	37,684.78
0000302442	INFORMATION SYS ANALYST III	77,485.46	77,485.46	0.00	74,505.43	0.00	9,140.20	83,645.63
0000304081	TRANSIT POLICE OFFICER SR	54,787.20	54,787.20	0.00	55,840.80	23,962.89	6,321.60	86,125.29
0000320502	CJIT-CALL TAKER	30,888.00	30,888.00	0.00	31,350.30	4,974.48	2,376.00	38,700.78
0000319300	*STATION AGENT	33,800.00	37,169.60	3,369.60	37,480.03	15,076.60	0.00	52,556.63
0000306113	SUPV BUS TRANSPORTATION	52,790.40	52,790.40	0.00	52,790.40	7,575.93	2,538.00	62,904.33

MARTOC REPORT

EE NUMBER	TITLE	FY 09	FY 10	DIFFERENCE	REGULAR	OVERTIME	OTHER	TOTAL
		BASE SALARY	BASE SALARY	+/-	EARNINGS	EARNINGS	EARNINGS	EARNINGS
0000306350	*BUS OPERATOR	40,643.20	40,643.20	0.00	41,220.41	4,893.68	208.00	46,322.09
0000303331	*TRACK MAINTAINER	43,118.40	43,118.40	0.00	43,408.11	1,422.61	0.00	44,830.72
0000322362	*REVENUE AGENT PT	0.00	0.00	0.00	24,638.64	0.00	0.00	24,638.64
0000322107	*C-BUS OPERATOR	29,515.20	30,992.00	1,476.80	24,297.52	15,184.77	3,784.00	43,266.29
0000304341	(DATE LAST EMPLOYED 31-MAR-10) SUPV BUS TRANSPORTATION	52,312.00	52,312.00	0.00	52,312.00	9,682.75	3,018.00	65,012.75
0000304294	SR ADMINISTRATIVE ASSISTANT	40,014.00	40,014.00	0.00	38,598.12	323.19	0.00	38,921.31
0000319033	*BUS OPERATOR	37,606.40	40,643.20	3,036.80	40,096.78	4,748.11	208.00	45,052.89
0000320606	*INSPECTOR	41,392.00	41,662.40	270.40	42,394.81	2,278.69	200.00	44,873.50
0000302875	TRANSIT POLICE OFFICER	56,617.60	37,024.00	-19,593.60	45,832.80	163.32	2,177.60	48,173.72
0000322255	*MOBILITY OPERATOR	23,358.40	24,564.80	1,206.40	22,588.95	8,224.49	208.00	31,021.44
0000319759	*MATERIAL CONTROLLER	38,937.60	40,643.20	1,705.60	39,507.95	1,195.86	0.00	40,703.81
0000314949	*JOURNEYMAN SUPPORT EQUIPMENT	43,804.80	43,804.80	0.00	44,224.80	5,338.74	2,916.74	52,480.28
0000305263	FOREMAN BUILDINGS SUPP EQUIP	53,248.00	53,248.00	0.00	53,248.00	4,864.00	8,165.38	66,277.38
0000323906	*SERVICEPERSON I (A)	28,912.00	29,182.40	270.40	27,539.41	1,261.44	9.41	28,810.26
0000302166	(DATE LAST EMPLOYED 27-MAY-10) SUPV RAIL SCHEDULING	80,166.06	80,166.06	0.00	74,624.72	0.00	3,083.25	77,707.97
0000315143	TRANSIT POLICE SERGEANT	58,614.40	60,964.80	2,350.40	59,780.93	7,669.16	845.40	68,295.49
0000302268	*JOURNEYMAN ET-COMPUTER MAINT	43,804.80	43,804.80	0.00	45,008.06	11,901.58	200.00	57,109.64
0000302906	*BUS OPERATOR	40,643.20	40,643.20	0.00	42,850.39	16,808.58	716.04	60,375.01
0000302081	*JOURNEYMAN ET-RAIL CAR MAINT	43,804.80	43,804.80	0.00	44,325.97	947.70	200.00	45,473.67
0000306173	MEDIA SALES REP	25,701.00	25,701.00	0.00	25,575.79	444.83	0.00	26,020.62
0000302303	*BUS OPERATOR	40,643.20	40,643.20	0.00	35,642.85	12,114.52	2,552.80	50,310.17
0000317508	*SERVICEPERSON I	31,824.00	31,824.00	0.00	32,124.00	5,898.19	1,836.00	39,858.19
0000322936	*RAIL OPERATOR	31,491.20	34,548.80	3,057.60	32,536.67	1,853.11	208.00	34,597.78
0000314998	MECHANICAL ENGINEER VI	73,218.86	73,218.86	0.00	70,402.96	0.00	4,224.38	74,627.34
0000316541	*BUS OPERATOR	31,491.20	34,548.80	3,057.60	26,590.59	2,867.74	208.00	29,666.33
0000316470	*BUS OPERATOR	40,643.20	40,643.20	0.00	33,727.85	3,259.92	208.00	37,195.77
0000321148	*BUS OPERATOR	34,548.80	37,606.40	3,057.60	35,118.71	1,903.38	1,204.60	38,226.69
0000322251	*JOURNEYMAN ET-RAIL CAR MAINT	41,392.00	43,804.80	2,412.80	42,894.17	3,987.81	1,015.20	47,897.18
0000317060	TRANSIT POLICE OFFICER SR	48,713.60	46,841.60	-1,872.00	49,375.58	30,384.23	5,058.72	84,818.53
0000321101	*RAIL OPERATOR	34,548.80	37,606.40	3,057.60	35,623.47	17,652.04	2,699.50	55,975.01
0000303566	*SERVICEPERSON I (A)	33,300.80	32,281.60	-1,019.20	32,605.68	0.00	1,241.60	33,847.28
0000304417	*JOURNEYMAN SUPPORT EQUIPMENT	43,804.80	43,804.80	0.00	44,104.80	4,248.88	3,569.60	51,923.28
0000305862	SUPV RAIL LINE	49,129.60	49,129.60	0.00	49,129.60	3,661.10	4,724.00	57,514.70
0000303675	*BUS OPERATOR	32,531.20	36,628.80	4,097.60	35,690.59	3,047.51	208.00	38,946.10

MARTOC REPORT

EE NUMBER	TITLE	FY 09	FY 10	DIFFERENCE +/-	REGULAR EARNINGS	OVERTIME EARNINGS	OTHER EARNINGS	TOTAL EARNINGS
		BASE SALARY	BASE SALARY					
0000306606	*JOURNEYMAN RAIL CAR MECHANIC	43,804.80	43,804.80	0.00	44,150.62	23.70	200.00	44,374.32
0000313824	*BUS OPERATOR	40,643.20	40,643.20	0.00	41,716.95	20,290.35	1,810.28	63,817.58
0000306307	*MOBILITY OPERATOR	30,409.60	30,409.60	0.00	28,846.33	15,427.84	208.00	44,482.17
0000305694	*STATION AGENT	37,169.60	37,169.60	0.00	38,250.77	17,758.50	2,224.82	58,234.09
0000304619	*SERVICEPERSON I	31,824.00	31,824.00	0.00	32,116.39	527.87	0.00	32,644.26
0000305416	TRANSIT POLICE OFFICER SR	54,787.20	54,787.20	0.00	54,905.73	3,664.61	0.00	58,570.34
0000317913	TRANSIT POLICE OFFICER SR	48,713.60	50,668.80	1,955.20	50,342.57	26,689.45	2,848.00	79,880.02
0000306843	ARCHITECT VI	84,911.58	84,911.58	0.00	81,515.48	0.00	3,265.50	84,780.98
0000305432	INSTRUCTOR BUS OPERATIONS	57,761.60	57,761.60	0.00	54,595.82	3,249.09	2,221.60	60,066.51
0000306236	*STATION AGENT	37,169.60	37,169.60	0.00	36,495.05	7,693.13	0.00	44,188.18
0000316355	*SR TRAFFIC CHECKER	30,950.40	32,427.20	1,476.80	32,949.59	6,039.73	0.00	38,989.32
0000305147	*BUS OPERATOR	40,643.20	40,643.20	0.00	41,398.41	4,334.73	208.00	45,941.14
0000305663	*RAIL OPERATOR	40,643.20	40,643.20	0.00	36,986.72	720.49	208.00	37,915.21
0000304606	*BUS OPERATOR	40,643.20	40,643.20	0.00	23,840.33	3,118.65	208.00	27,166.98
0000302137	*RAIL OPERATOR	40,643.20	40,643.20	0.00	32,539.85	3,095.50	1,653.96	37,289.31
0000323501	DIR ARCHITECTURE & DESIGN STANDARDS	101,893.22	101,893.22	0.00	97,975.05	0.00	0.00	97,975.05
0000306338	CONTRACT PROFESSIONAL (DATE LAST EMPLOYED 31-DEC-09)	0.00	0.00	0.00	21,715.50	170.50	0.00	21,886.00
0000322196	*SERVICEPERSON I (A)	29,182.40	30,846.40	1,664.00	30,059.43	519.48	0.00	30,578.91
0000303847	*INSPECTOR	43,118.40	43,118.40	0.00	41,894.11	2,650.93	200.00	44,745.04
0000321537	*BUS OPERATOR	31,491.20	34,548.80	3,057.60	31,438.70	2,498.25	208.00	34,144.95
0000302696	TRANSIT SYSTEM PLNG ANALYST	54,902.64	54,902.64	0.00	52,791.04	0.00	3,168.00	55,959.04
0000322742	CJIT-CALL TAKER	29,827.20	29,827.20	0.00	30,106.83	4,984.31	1,520.04	36,611.18
0000317197	TRANSIT POLICE OFFICER SR	48,713.60	50,668.80	1,955.20	50,425.34	17,506.97	1,873.60	69,805.91
0000319768	CUSTOMER CARE REP	36,523.50	36,523.50	0.00	35,119.02	0.00	0.00	35,119.02
0000302507	*JOURNEYMAN ET-TRAIN CONTROL	43,804.80	43,804.80	0.00	44,136.39	4,035.65	200.00	48,372.04
0000323119	*MOBILITY OPERATOR	23,358.40	23,358.40	0.00	22,622.47	1,857.32	208.00	24,687.79
0000305772	INSTRUCTOR CENTRAL MAINTENANCE	60,008.00	60,008.00	0.00	57,700.00	0.00	2,308.00	60,008.00
0000320968	*SERVICEPERSON I	31,824.00	31,824.00	0.00	32,223.50	1,572.08	285.66	34,081.24
0000324185	*SERVICEPERSON I (A)	29,182.40	30,846.40	1,664.00	30,074.72	222.45	0.00	30,297.17
0000316721	*BUS OPERATOR	40,643.20	40,643.20	0.00	41,128.52	1,818.51	1,771.20	44,718.23
0000315192	*BUS OPERATOR	40,643.20	40,643.20	0.00	38,181.48	1,771.29	208.00	40,160.77
0000322389	GENERAL MANAGER CEO	315,000.14	315,000.14	0.00	330,942.66	0.00	36,750.02	367,692.68
0000304914	FOREMAN FARE GATE MAINTENANCE	57,200.00	57,200.00	0.00	57,200.00	68.75	4,400.00	61,668.75
0000304565	INSTRUCTOR ELECTRICAL POWER	64,729.60	64,729.60	0.00	62,240.00	0.00	4,543.52	66,783.52
0000323034	*BUS OPERATOR	31,491.20	34,548.80	3,057.60	32,957.78	10,768.95	208.00	43,934.73

MARTOC REPORT

EE NUMBER	TITLE	FY 09	FY 10	DIFFERENCE	REGULAR	OVERTIME	OTHER	TOTAL
		BASE SALARY	BASE SALARY	+/-	EARNINGS	EARNINGS	EARNINGS	EARNINGS
0000304671	*BUS OPERATOR	40,643.20	40,643.20	0.00	38,353.49	517.09	208.00	39,078.58
0000306368	OFFICE ADMINISTRATOR I	44,048.16	44,048.16	0.00	41,168.40	0.00	0.00	41,168.40
0000319624	*JOURNEYMAN RAIL CAR MECHANIC	42,390.40	43,804.80	1,414.40	43,941.44	6,056.34	200.00	50,197.78
0000303960	*BUS OPERATOR	40,643.20	40,643.20	0.00	41,908.57	20,356.58	794.20	63,059.35
0000303120	*BUS OPERATOR	40,643.20	40,643.20	0.00	41,939.40	4,966.97	208.00	47,114.37
0000305919	*JOURNEYMAN ET-RADIO MAINT	43,804.80	43,804.80	0.00	45,142.02	5,551.96	1,884.80	52,578.78
0000304139	*STATION AGENT	37,169.60	37,169.60	0.00	37,943.28	8,289.57	3,716.96	49,949.81
0000304801	FLEET MANAGEMENT COORDINATOR (DATE LAST EMPLOYED 02-JUL-10)	35,587.50	35,587.50	0.00	34,273.76	2,258.51	2,445.50	38,977.77
0000322113	*C-BUS OPERATOR (DATE LAST EMPLOYED 31-MAR-10)	29,515.20	30,992.00	1,476.80	21,544.68	2,312.34	605.83	24,462.85
0000302478	*MATERIAL CONTROLLER	42,369.60	42,369.60	0.00	42,216.15	1,741.66	0.00	43,957.81
0000323426	*BUS OPERATOR (DATE LAST EMPLOYED 11-JUN-10)	28,454.40	31,491.20	3,036.80	31,081.16	4,688.92	1,459.63	37,229.71
0000320487	*BUS OPERATOR	31,491.20	34,548.80	3,057.60	30,398.56	1,164.25	208.00	31,770.81
0000316272	*RAIL OPERATOR	40,643.20	40,643.20	0.00	39,101.31	5,339.21	208.00	44,648.52
0000304036	*JOURNEYMAN RAIL CAR MECHANIC	43,804.80	43,804.80	0.00	41,730.32	710.79	2,973.80	45,414.91
0000305653	*SERVICEPERSON IV (DATE LAST EMPLOYED 04-JUN-10)	34,008.00	34,008.00	0.00	32,288.43	8,618.18	392.40	41,299.01
0000302225	*RAIL OPERATOR	40,643.20	40,643.20	0.00	40,815.50	995.74	989.60	42,800.84
0000306328	TRANSIT POLICE OFFICER SR	54,787.20	54,787.20	0.00	55,063.78	3,911.53	0.00	58,975.31
0000323719	*BUS OPERATOR (DATE LAST EMPLOYED 08-JUL-10)	31,491.20	31,491.20	0.00	21,906.50	441.96	208.00	22,556.46
0000306064	SUPV CAR REPAIR INSPECTION	53,248.00	53,248.00	0.00	53,196.80	10,584.32	4,096.00	67,877.12
0000305074	SUPV RAIL CAR APPEARANCE	51,521.60	51,521.60	0.00	51,521.60	12,793.71	2,477.00	66,792.31
0000321318	CONTRACT BREEZE CARD SPECIALIST	0.00	0.00	0.00	28,341.30	314.54	0.00	28,655.84
0000319053	INFORMATION SYS ANALYST III	72,450.30	72,450.30	0.00	69,664.04	0.00	1,393.28	71,057.32
0000318276	*BUS OPERATOR	40,643.20	40,643.20	0.00	40,914.03	5,580.14	208.00	46,702.17
0000323177	ARCHITECT VI	81,660.80	81,660.80	0.00	78,206.40	0.00	8,690.11	86,896.51
0000304220	TRANSIT POLICE MAJOR	85,489.56	85,489.56	0.00	85,456.76	0.00	0.00	85,456.76
0000302124	SUPV RAIL LINE	48,048.00	48,048.00	0.00	47,955.60	2,517.90	5,544.00	56,017.50
0000320363	*RAIL STATION CLEANER	28,412.80	28,412.80	0.00	28,712.80	389.32	0.00	29,102.12
0000302641	SUPV BUS MAINTENANCE	52,104.00	52,104.00	0.00	52,104.00	7,752.98	3,507.00	63,363.98
0000315328	*BUS OPERATOR	40,643.20	40,643.20	0.00	42,272.29	3,300.40	208.00	45,780.69
0000302077	*MATERIAL CONTROLLER	42,369.60	42,369.60	0.00	42,451.08	557.63	0.00	43,008.71
0000305209	*MOBILITY OPERATOR	30,409.60	30,409.60	0.00	31,661.01	12,165.78	208.00	44,034.79
0000302095	DIR PROGRAM & CONTRACT MGMT	106,456.74	106,456.74	0.00	102,362.56	0.00	24,565.74	126,928.30
0000323117	*MOBILITY OPERATOR	23,358.40	23,358.40	0.00	21,699.29	8,169.95	208.00	30,077.24
0000322858	*MOBILITY OPERATOR	23,358.40	24,564.80	1,206.40	24,183.60	9,355.91	208.00	33,747.51

MARTOC REPORT

EE NUMBER	TITLE	FY 09	FY 10	DIFFERENCE	REGULAR	OVERTIME	OTHER	TOTAL
		BASE SALARY	BASE SALARY	+/-	EARNINGS	EARNINGS	EARNINGS	EARNINGS
0000321597	CONTRACT PROFESSIONAL (DATE LAST EMPLOYED 27-AUG-09)	0.00	0.00	0.00	34,627.50	0.00	0.00	34,627.50
0000321491	*SERVICEPERSON I (A)	32,281.60	32,281.60	0.00	34,087.04	14,899.20	0.00	48,986.24
0000303058	*JOURNEYMAN OVERHAULER	43,804.80	43,804.80	0.00	44,748.73	6,697.10	200.00	51,645.83
0000305504	TRANSIT POLICE OFFICER SR	46,841.60	48,713.60	1,872.00	48,237.00	1,443.06	1,144.00	50,824.06
0000315324	*BUS OPERATOR	40,643.20	40,643.20	0.00	41,060.50	3,725.74	208.00	44,994.24
0000320688	*BUS OPERATOR	37,606.40	40,643.20	3,036.80	25,717.51	3,242.42	208.00	29,167.93
0000317100	TRANSIT POLICE OFFICER SR	46,841.60	48,713.60	1,872.00	49,800.89	5,111.43	0.00	54,912.32
0000303909	*BUS OPERATOR (DATE LAST EMPLOYED 01-AUG-10)	40,643.20	40,643.20	0.00	41,245.21	3,016.05	208.00	44,469.26
0000303112	SUPV RAIL LINE	48,048.00	48,048.00	0.00	42,966.00	485.10	2,504.00	45,955.10
0000306466	*BUS OPERATOR	40,643.20	40,643.20	0.00	35,594.71	24,369.01	2,227.07	62,190.79
0000303332	C-CONTRACT DIVISION DISPATCHER (DATE LAST EMPLOYED 31-MAR-10)	48,360.00	48,360.00	0.00	31,689.75	395.25	0.00	32,085.00
0000304238	*BUS OPERATOR	40,643.20	40,643.20	0.00	41,113.63	13,683.18	1,679.95	56,476.76
0000302114	*RAIL OPERATOR	40,643.20	40,643.20	0.00	41,150.69	13,265.56	3,334.40	57,750.65
0000323958	*BUS OPERATOR	31,491.20	31,491.20	0.00	20,607.90	1,445.09	190.67	22,243.66
0000319962	ACCOUNTANT III	68,510.00	57,993.26	-10,516.74	55,969.26	0.00	0.00	55,969.26
0000324541	MECHANICAL ENGINEER VI	81,660.80	81,660.80	0.00	75,379.81	0.00	0.00	75,379.81
0000322671	*INSPECTOR	40,643.20	41,392.00	748.80	40,063.92	2,373.40	200.00	42,637.32
0000322820	*RAIL STATION CLEANER	24,024.00	26,894.40	2,870.40	20,735.44	766.11	0.00	21,501.55
0000317150	*JOURNEYMAN RAIL CAR MECHANIC	43,804.80	43,804.80	0.00	42,630.64	3,711.86	200.00	46,542.50
0000323677	*SERVICEPERSON I (A)	30,846.40	32,281.60	1,435.20	31,623.95	0.00	0.00	31,623.95
0000304804	*RAIL OPERATOR	40,643.20	40,643.20	0.00	41,018.89	11,397.58	5,093.00	57,509.47
0000322152	ARCHITECT VI	81,660.80	81,660.80	0.00	78,520.45	0.00	7,852.50	86,372.95
0000302257	*JOURNEYMAN OVERHAULER	43,804.80	43,804.80	0.00	44,110.13	0.00	200.00	44,310.13
0000321431	SR INFORMATION SYSTEMS ANALYST	77,639.12	77,639.12	0.00	74,653.31	0.00	5,971.50	80,624.81
0000303079	FOREMAN BUILDINGS SUPP EQUIP	53,248.00	53,248.00	0.00	53,248.00	768.00	3,763.20	57,779.20
0000305232	*APPRENTICE AUTOMOTIVE TECH	43,118.40	39,603.20	-3,515.20	43,033.96	2,170.25	200.00	45,404.21
0000322372	*BUS OPERATOR	31,491.20	34,548.80	3,057.60	33,435.81	10,960.28	208.00	44,604.09
0000321107	RAIL SERVICES CONTROLLER	57,720.00	57,720.00	0.00	57,498.00	2,060.46	666.00	60,224.46
0000315213	TRANSIT POLICE OFFICER SPECIAL	52,686.40	54,787.20	2,100.80	55,608.08	21,518.05	4,336.24	81,462.37
0000306508	QA ENGINEER	69,441.06	69,441.06	0.00	66,770.55	0.00	10,950.09	77,720.64
0000302204	*BUS OPERATOR	40,643.20	40,643.20	0.00	42,604.73	20,356.25	2,064.30	65,025.28
0000322104	*C-BUS OPERATOR (DATE LAST EMPLOYED 31-MAR-10)	29,515.20	30,992.00	1,476.80	25,202.65	5,247.40	2,232.47	32,682.52
0000317824	*JOURNEYMAN ET-LABORATORY	43,804.80	43,804.80	0.00	44,151.26	3,403.83	1,901.52	49,456.61
0000303901	SUPV BUS TRANSPORTATION	51,729.60	51,729.60	0.00	51,729.60	1,952.30	0.00	53,681.90

MARTOC REPORT

EE NUMBER	TITLE	FY 09 BASE SALARY	FY 10 BASE SALARY	DIFFERENCE +/-	REGULAR EARNINGS	OVERTIME EARNINGS	OTHER EARNINGS	TOTAL EARNINGS
0000305264	DISPATCHER MOBILITY	38,126.40	38,126.40	0.00	38,126.40	7,689.45	0.00	45,815.85
0000306088	*BUS OPERATOR	40,643.20	40,643.20	0.00	41,102.22	10,943.26	208.00	52,253.48
0000322237	*JOURNEYMAN AUTOMOTIVE TECH	41,392.00	43,804.80	2,412.80	40,745.99	3,388.06	200.00	44,334.05
0000304963	*RAIL OPERATOR	40,643.20	40,643.20	0.00	41,042.94	10,969.14	1,224.08	53,236.16
0000321473	TRANSIT POLICE OFFICER SR	41,641.60	43,305.60	1,664.00	42,169.14	11,633.62	800.80	54,603.56
0000322342	*JOURNEYMAN AUTOMOTIVE TECH	41,392.00	43,804.80	2,412.80	41,427.69	1,402.98	200.00	43,030.67
0000306625	*RAIL OPERATOR	40,643.20	40,643.20	0.00	41,280.58	7,477.74	208.00	48,966.32
0000303698	MAINTENANCE PLANNER-RAIL	54,995.20	54,995.20	0.00	54,995.20	5,803.58	0.00	60,798.78
0000306314	*JOURNEYMAN ET-RAIL CAR MAINT	43,804.80	43,804.80	0.00	31,437.25	781.86	1,778.72	33,997.83
0000323170	*BUS OPERATOR	28,454.40	31,491.20	3,036.80	31,902.15	3,288.72	208.00	35,398.87
0000315247	*MATERIAL CONTROLLER	39,769.60	41,496.00	1,726.40	40,454.06	43.97	1,563.20	42,061.23
0000304783	*MOBILITY OPERATOR	30,409.60	30,409.60	0.00	31,385.49	21,359.99	1,377.60	54,123.08
0000304013	*RAIL OPERATOR	40,643.20	40,643.20	0.00	40,468.64	10,004.26	208.00	50,680.90
0000302828	CLAIMS ADJUSTER I-WKRS COMP	36,285.34	36,285.34	0.00	34,889.95	0.00	2,656.61	37,546.56
0000304333	*BUS OPERATOR	40,643.20	40,643.20	0.00	37,901.75	6,773.37	208.00	44,883.12
0000322223	CJIT-POLICE DISPATCHER	33,696.00	33,696.00	0.00	34,478.15	3,067.88	0.00	37,546.03
0000302480	ELECTRICAL MAINTENANCE INSPECT	51,441.00	51,441.00	0.00	49,462.54	3,013.93	3,957.00	56,433.47
0000305233	SUPV COMMUNICATIONS	49,088.00	49,088.00	0.00	49,087.57	5,839.13	0.00	54,926.70
0000302727	*DYNAMOMETER OPERATOR	43,804.80	43,804.80	0.00	44,743.59	2,851.08	200.00	47,794.67
0000305750	*BUS OPERATOR	40,643.20	40,643.20	0.00	40,318.42	2,768.13	3,822.90	46,909.45
0000304613	*BUS OPERATOR	40,643.20	40,643.20	0.00	40,991.70	4,434.93	2,689.58	48,116.21
0000306406	*MATERIAL CONTROLLER LEAD	42,369.60	43,659.20	1,289.60	43,966.99	2,045.03	0.00	46,012.02
0000303645	*RAIL STATION CLEANER	28,412.80	28,412.80	0.00	28,624.01	6,116.29	3,141.80	37,882.10
0000304931	*RAIL OPERATOR	40,643.20	40,643.20	0.00	40,842.74	989.57	1,771.20	43,603.51
0000320939	*MOBILITY OPERATOR	24,564.80	26,083.20	1,518.40	26,583.03	17,723.84	2,339.80	46,646.67
0000302949	SUPV CAR REPAIR INSPECTION	53,830.40	53,830.40	0.00	53,830.40	3,027.96	2,070.40	58,928.76
0000322679	*BUS OPERATOR	31,491.20	34,548.80	3,057.60	32,481.50	6,219.36	208.00	38,908.86
0000306164	*JOURNEYMAN ET-RADIO MAINT	43,804.80	43,804.80	0.00	44,557.71	10,519.55	5,029.70	60,106.96
0000318124	*MOBILITY OPERATOR	27,414.40	28,766.40	1,352.00	27,816.16	1,898.05	208.00	29,922.21
0000305428	*AA INSPECTOR (DATE LAST EMPLOYED 01-JUL-10)	43,804.80	43,804.80	0.00	45,800.14	23,613.36	802.74	70,216.24
0000316349	TRANSIT POLICE OFFICER SR	50,668.80	52,686.40	2,017.60	51,943.61	5,310.81	2,026.40	59,280.82
0000304573	CONTRACT PROFESSIONAL (DATE LAST EMPLOYED 31-DEC-09)	0.00	0.00	0.00	24,815.00	0.00	0.00	24,815.00
0000302399	TRANSIT POLICE OFFICER SPECIAL	50,668.80	52,686.40	2,017.60	53,523.44	22,163.62	1,218.00	76,905.06
0000303089	*BUS OPERATOR	40,643.20	40,643.20	0.00	42,370.95	5,403.64	208.00	47,982.59

MARTOC REPORT

EE NUMBER	TITLE	FY 09	FY 10	DIFFERENCE	REGULAR	OVERTIME	OTHER	TOTAL
		BASE SALARY	BASE SALARY	+/-	EARNINGS	EARNINGS	EARNINGS	EARNINGS
0000322748	SR INFORMATION TECH AUDITOR	71,547.32	71,547.32	0.00	68,795.85	0.00	0.00	68,795.85
0000307144	*RAIL OPERATOR (DATE LAST EMPLOYED 17-MAY-10)	40,643.20	40,643.20	0.00	38,161.45	4,150.41	3,799.85	46,111.71
0000314825	*BUS OPERATOR	40,643.20	40,643.20	0.00	33,242.73	191.14	208.00	33,641.87
0000320372	*TRACK MAINTAINER	41,392.00	43,118.40	1,726.40	40,731.74	2,531.39	0.00	43,263.13
0000315081	*JOURNEYMAN RAIL CAR MECHANIC	42,390.40	43,804.80	1,414.40	44,091.85	1,927.50	200.00	46,219.35
0000305626	MOBILITY SERVICE AGENT	30,712.50	30,712.50	0.00	29,657.66	330.77	1,181.25	31,169.68
0000302798	*BUS OPERATOR	40,643.20	40,643.20	0.00	42,981.26	15,547.06	208.00	58,736.32
0000304981	*BUS OPERATOR	40,643.20	40,643.20	0.00	41,807.91	10,776.00	696.50	53,280.41
0000302332	*BUS OPERATOR	40,643.20	40,643.20	0.00	42,723.01	10,912.51	208.00	53,843.52
0000303115	*REVENUE AGENT	41,308.80	41,308.80	0.00	41,641.47	1,750.26	0.00	43,391.73
0000315387	*MATERIAL CONTROLLER	40,643.20	41,496.00	852.80	41,399.96	2,296.97	1,563.20	45,260.13
0000304974	*BUS OPERATOR	40,643.20	40,643.20	0.00	41,121.17	19,054.29	208.00	60,383.46
0000309687	*BUS OPERATOR	40,643.20	40,643.20	0.00	41,547.61	2,357.80	208.00	44,113.41
0000303470	*BUS OPERATOR	40,643.20	40,643.20	0.00	41,051.51	10,560.83	208.00	51,820.34
0000303128	*AA INSPECTOR	43,804.80	43,804.80	0.00	44,968.26	13,046.77	3,780.20	61,795.23
0000303310	*RAIL OPERATOR	40,643.20	40,643.20	0.00	41,084.40	4,835.08	208.00	46,127.48
0000304445	*INSPECTOR	43,118.40	43,118.40	0.00	45,916.40	10,518.06	200.00	56,634.46
0000320946	*RAIL OPERATOR	37,606.40	40,643.20	3,036.80	39,104.06	7,101.99	208.00	46,414.05
0000305580	*STATION AGENT	37,169.60	37,169.60	0.00	38,528.02	23,280.31	5,003.60	66,811.93
0000302122	*BUS OPERATOR	40,643.20	40,643.20	0.00	40,491.44	399.80	208.00	41,099.24
0000302703	SUPV BUS MAINTENANCE	56,908.80	56,908.80	0.00	56,908.80	5,006.88	1,094.40	63,010.08
0000321716	*BUS OPERATOR (DATE LAST EMPLOYED 28-APR-10)	31,491.20	34,548.80	3,057.60	28,654.79	3,111.95	883.37	32,650.11
0000304554	*BUS OPERATOR	40,643.20	40,643.20	0.00	41,089.67	1,668.42	1,341.32	44,099.41
0000303183	TRANSIT POLICE LIEUTENANT	80,308.80	80,308.80	0.00	80,808.81	17,521.30	0.00	98,330.11
0000305494	MGR ECONOMIC OPPORTUNITY	75,257.00	75,257.00	0.00	70,915.44	0.00	7,235.76	78,151.20
0000322130	*BUS OPERATOR	31,491.20	34,548.80	3,057.60	32,857.26	2,789.03	208.00	35,854.29
0000322377	*BUS OPERATOR	31,491.20	34,548.80	3,057.60	29,037.74	3,408.83	208.00	32,654.57
0000316722	*BUS OPERATOR	40,643.20	40,643.20	0.00	41,357.21	12,701.96	4,116.00	58,175.17
0000315308	*SERVICEPERSON II	31,824.00	31,824.00	0.00	32,001.60	11.48	0.00	32,013.08
0000321996	CLERICAL POOL-STAFF ASSISTANT	0.00	0.00	0.00	21,682.70	0.00	0.00	21,682.70
0000321782	*JOURNEYMAN ET-HVAC (DATE LAST EMPLOYED 22-JUL-10)	41,080.00	41,392.00	312.00	40,381.56	2,505.71	1,582.50	44,469.77
0000304812	FOREMAN TRACK & STRCT	57,012.80	57,012.80	0.00	57,012.82	11,169.61	0.00	68,182.43
0000303755	*INSPECTOR	43,118.40	43,118.40	0.00	43,649.29	1,774.98	200.00	45,624.27
0000305714	DIR TRANSIT RESEARCH ANALYSIS	98,800.26	98,800.26	0.00	95,000.73	0.00	7,600.39	102,601.12

MARTOC REPORT

EE NUMBER	TITLE	FY 09	FY 10	DIFFERENCE	REGULAR	OVERTIME	OTHER	TOTAL
		BASE SALARY	BASE SALARY	+/-	EARNINGS	EARNINGS	EARNINGS	EARNINGS
0000320618	*BUS OPERATOR	37,606.40	40,643.20	3,036.80	39,426.12	7,302.44	1,654.40	48,382.96
0000304228	*MATERIAL CONTROLLER	42,369.60	42,369.60	0.00	42,169.82	802.11	0.00	42,971.93
0000302700	*JOURNEYMAN RAIL CAR MECHANIC	43,804.80	43,804.80	0.00	43,867.89	2,124.44	3,569.60	49,561.93
0000303759	*STATION AGENT	33,800.00	37,169.60	3,369.60	35,772.53	2,471.06	0.00	38,243.59
0000305538	*BUS OPERATOR	40,643.20	40,643.20	0.00	41,489.17	6,019.79	208.00	47,716.96
0000302855	*BUS OPERATOR	40,643.20	40,643.20	0.00	36,024.03	10,709.41	1,868.90	48,602.34
0000303123	*AA INSPECTOR	43,804.80	43,804.80	0.00	44,462.82	33,754.06	4,412.00	82,628.88
0000303443	*BUS OPERATOR	40,643.20	40,643.20	0.00	41,592.70	10,761.58	208.00	52,562.28
0000302373	TRANSIT POLICE OFFICER SPECIAL	56,971.20	56,971.20	0.00	57,628.56	24,548.41	6,573.60	88,750.57
0000323659	*BUS OPERATOR	31,491.20	31,491.20	0.00	23,963.59	1,401.20	208.00	25,572.79
0000316419	*MOBILITY OPERATOR	28,766.40	30,409.60	1,643.20	29,512.27	12,494.06	208.00	42,214.33
0000322933	*BUS OPERATOR	31,491.20	34,548.80	3,057.60	33,122.40	9,234.62	208.00	42,565.02
0000320697	TRANSIT POLICE OFFICER SR	41,641.60	43,305.60	1,664.00	42,851.38	7,424.54	832.80	51,108.72
0000303692	*BUS OPERATOR	40,643.20	40,643.20	0.00	41,086.90	7,584.40	208.00	48,879.30
0000302846	*BUS OPERATOR	40,643.20	40,643.20	0.00	42,083.44	35,339.92	2,136.41	79,559.77
0000321485	*BUS OPERATOR	31,491.20	34,548.80	3,057.60	34,772.00	4,319.51	2,184.59	41,276.10
0000303381	*BUS OPERATOR	40,643.20	40,643.20	0.00	40,713.01	998.99	208.00	41,920.00
0000302822	*INSPECTOR	43,118.40	43,118.40	0.00	44,848.78	12,041.72	3,931.40	60,821.90
0000306533	*BUS OPERATOR	31,491.20	34,548.80	3,057.60	35,085.57	10,596.94	1,536.80	47,219.31
0000324860	CJIT-CALL TAKER	29,827.20	29,827.20	0.00	19,499.25	795.87	0.00	20,295.12
0000306046	*BUS OPERATOR	40,643.20	40,643.20	0.00	40,919.17	2,770.21	208.00	43,897.38
0000309725	*SERVICEPERSON I (A)	32,281.60	32,281.60	0.00	32,581.60	6,285.60	9,932.80	48,800.00
0000324636	*SERVICEPERSON I (A)	29,182.40	29,182.40	0.00	25,909.46	5,804.34	0.00	31,713.80
0000304492	*AA INSPECTOR	43,804.80	43,804.80	0.00	46,737.32	11,578.81	2,151.64	60,467.77
0000304032	*JOURNEYMAN BODY REPAIR	42,390.40	43,804.80	1,414.40	44,413.42	4,327.85	200.00	48,941.27
0000303340	*INSPECTOR	43,118.40	43,118.40	0.00	43,229.96	5,356.28	200.00	48,786.24
0000305273	DISPATCHER MOBILITY	39,811.20	39,811.20	0.00	39,772.92	2,521.70	2,909.28	45,203.90
0000303303	*BUS OPERATOR	40,643.20	40,643.20	0.00	41,062.39	2,422.02	208.00	43,692.41
0000323731	*BUS OPERATOR	31,491.20	31,491.20	0.00	21,589.04	696.80	208.00	22,493.84
0000316336	*RAIL STATION CLEANER	28,412.80	28,412.80	0.00	30,164.19	6,121.40	0.00	36,285.59
0000323360	*BUS OPERATOR	28,454.40	31,491.20	3,036.80	31,219.03	4,969.59	208.00	36,396.62
0000303611	*RAIL OPERATOR	40,643.20	40,643.20	0.00	41,518.05	9,484.02	3,334.40	54,336.47
0000304278	*BUS OPERATOR	40,643.20	40,643.20	0.00	41,035.35	1,161.03	208.00	42,404.38
0000323932	CONTRACT SPECIALIST PGRM MGMT	55,009.50	55,009.50	0.00	52,682.44	0.00	2,835.12	55,517.56
0000303517	DISPATCHER MOBILITY	39,811.20	39,811.20	0.00	39,811.20	4,814.67	1,545.37	46,171.24

MARTOC REPORT

EE NUMBER	TITLE	FY 09 BASE SALARY	FY 10 BASE SALARY	DIFFERENCE +/-	REGULAR EARNINGS	OVERTIME EARNINGS	OTHER EARNINGS	TOTAL EARNINGS
0000304120	*BUS OPERATOR	40,643.20	40,643.20	0.00	41,532.69	5,775.99	1,771.20	49,079.88
0000305087	*BUS OPERATOR	40,643.20	40,643.20	0.00	41,000.75	4,756.49	208.00	45,965.24
0000318123	*MOBILITY OPERATOR	27,414.40	28,766.40	1,352.00	27,645.55	2,187.02	208.00	30,040.57
0000316211	EEO DBE ANALYST	56,296.50	56,296.50	0.00	54,131.60	0.00	4,980.09	59,111.69
0000305105	*RAIL STATION CLEANER	28,412.80	28,412.80	0.00	29,040.64	2,294.88	2,732.00	34,067.52
0000324007	ARCHITECT III (DATE LAST EMPLOYED 23-JUL-10)	48,055.54	48,055.54	0.00	42,479.50	0.00	0.00	42,479.50
0000306483	SUPV RAIL LINE	48,048.00	48,048.00	0.00	48,048.00	2,182.96	0.00	50,230.96
0000303142	FOREMAN CUSTODIAL SERVICES	44,324.80	44,324.80	0.00	44,324.80	681.92	0.00	45,006.72
0000303348	*BUS OPERATOR (DATE LAST EMPLOYED 01-MAY-10)	40,643.20	40,643.20	0.00	35,838.29	14,926.22	2,122.92	52,887.43
0000320085	*BUS OPERATOR	37,606.40	40,643.20	3,036.80	23,322.30	2,829.00	208.00	26,359.30
0000304227	PARKING SERVICES REP	22,698.00	22,698.00	0.00	22,529.22	1,654.34	1,367.70	25,551.26
0000316799	*SERVICEPERSON I	31,824.00	31,824.00	0.00	32,005.49	309.84	0.00	32,315.33
0000304512	SUPV BUS TRANSPORTATION	55,972.80	55,972.80	0.00	55,865.17	6,377.67	2,475.72	64,718.56
0000316697	*SERVICEPERSON IV	34,008.00	34,008.00	0.00	24,867.11	4,813.11	0.00	29,680.22
0000317823	*SERVICEPERSON I	31,824.00	31,824.00	0.00	32,502.84	2,054.05	0.00	34,556.89
0000305869	MEDIA SALES REP	23,010.00	23,010.00	0.00	23,010.00	1,053.15	0.00	24,063.15
0000303223	CONTRACT SERVICES INSPECTOR	40,809.60	40,809.60	0.00	39,240.00	88.29	784.80	40,113.09
0000317594	*RAIL STATION CLEANER	28,412.80	28,412.80	0.00	28,921.13	3,759.92	0.00	32,681.05
0000303683	MAINTENANCE PLANNER BUS	54,995.20	54,995.20	0.00	54,995.20	423.04	6,892.12	62,310.36
0000318756	CONTRACT EMP ADMIN SUPPORT	0.00	0.00	0.00	33,859.66	4,786.97	0.00	38,646.63
0000303462	*RAIL OPERATOR	40,643.20	40,643.20	0.00	41,088.38	3,259.06	208.00	44,555.44
0000302721	*BUS OPERATOR	40,643.20	40,643.20	0.00	41,329.02	4,888.12	1,771.20	47,988.34
0000304091	*BUS OPERATOR	40,643.20	40,643.20	0.00	40,801.20	1,171.30	208.00	42,180.50
0000304665	*SERVICEPERSON I	31,824.00	31,824.00	0.00	30,282.97	40.17	0.00	30,323.14
0000318074	CJIT-CALL TAKER	31,761.60	31,761.60	0.00	32,946.56	9,311.61	0.00	42,258.17
0000323368	*BUS OPERATOR	28,454.40	31,491.20	3,036.80	31,737.09	4,047.34	208.00	35,992.43
0000303180	*SERVICEPERSON I	31,824.00	31,824.00	0.00	31,955.73	424.59	363.38	32,743.70
0000302096	*BUS OPERATOR	40,643.20	40,643.20	0.00	39,183.50	235.37	208.00	39,626.87
0000321632	*STATION AGENT	33,800.00	37,169.60	3,369.60	32,676.20	6,239.35	0.00	38,915.55
0000303687	*SERVICEPERSON I (A)	31,824.00	32,281.60	457.60	32,099.88	459.09	0.00	32,558.97
0000304100	*MOBILITY OPERATOR	30,409.60	30,409.60	0.00	30,895.17	7,812.66	208.00	38,915.83
0000323118	*MOBILITY OPERATOR	23,358.40	23,358.40	0.00	22,490.93	1,680.48	208.00	24,379.41
0000318807	TRANSIT POLICE OFFICER SR	43,305.60	45,032.00	1,726.40	44,950.28	10,390.71	2,706.25	58,047.24
0000316720	*BUS OPERATOR (DATE LAST EMPLOYED 25-MAY-10)	40,643.20	40,643.20	0.00	37,744.84	4,413.33	364.32	42,522.49

MARTOC REPORT

EE NUMBER	TITLE	FY 09	FY 10	DIFFERENCE	REGULAR	OVERTIME	OTHER	TOTAL
		BASE SALARY	BASE SALARY	+/-	EARNINGS	EARNINGS	EARNINGS	EARNINGS
0000303590	MGR STRATEGIC PERFORMANCE	87,713.08	87,713.08	0.00	86,161.30	0.00	3,508.44	89,669.74
0000306556	MGR CONTRACT ADMINISTRATION	71,849.70	71,849.70	0.00	69,086.68	0.00	6,080.26	75,166.94
0000302577	PLANNER CUSTODIAL LANDSCAPE	54,995.20	54,995.20	0.00	54,995.20	0.00	5,023.60	60,018.80
0000305544	*BUS OPERATOR	40,643.20	40,643.20	0.00	41,153.22	6,764.62	3,334.40	51,252.24
0000308175	PROJECT ENG SURVEY PROGRAMS	73,000.20	73,000.20	0.00	70,192.56	0.00	0.00	70,192.56
0000306071	*BUS OPERATOR	40,643.20	40,643.20	0.00	40,901.51	6,881.22	208.00	47,990.73
0000302374	*SERVICEPERSON IV	34,008.00	34,008.00	0.00	35,517.93	8,479.73	130.80	44,128.46
0000303615	GEN FOREMAN BLDGS & GROUNDS	64,473.76	64,473.76	0.00	61,994.15	0.00	7,688.00	69,682.15
0000315047	CONTRACT PROFESSIONAL (DATE LAST EMPLOYED 29-JUN-10)	0.00	0.00	0.00	48,139.00	742.00	0.00	48,881.00
0000305943	*TRACK MAINTAINER	43,118.40	43,118.40	0.00	43,883.23	1,422.65	0.00	45,305.88
0000323250	*BUS OPERATOR	28,454.40	31,491.20	3,036.80	31,530.43	3,562.05	208.00	35,300.48
0000303463	DISPATCHER MOBILITY	38,126.40	38,126.40	0.00	38,126.40	953.17	2,639.52	41,719.09
0000315124	*BUS OPERATOR	40,643.20	40,643.20	0.00	41,822.79	18,473.67	4,897.60	65,194.06
0000317609	*MOBILITY OPERATOR	27,414.40	28,766.40	1,352.00	24,801.67	4,482.98	208.00	29,492.65
0000304253	FOREMAN PAINT SHOP FACILITIES	52,678.08	52,678.08	0.00	52,678.08	202.61	8,485.55	61,366.24
0000302573	*BUS OPERATOR	40,643.20	40,643.20	0.00	41,699.00	20,735.97	3,764.28	66,199.25
0000324758	IT BUSINESS ANALYST III	73,760.18	73,760.18	0.00	53,618.19	0.00	0.00	53,618.19
0000322179	*C-BUS OPERATOR (DATE LAST EMPLOYED 31-MAR-10)	29,515.20	30,992.00	1,476.80	24,295.83	4,522.50	1,321.63	30,139.96
0000321070	*MOBILITY OPERATOR	24,564.80	24,564.80	0.00	22,445.88	323.32	208.00	22,977.20
0000305397	MGR CUSTODIAL LANDSCAPE MAINT	80,725.84	80,725.84	0.00	77,621.12	0.00	11,799.00	89,420.12
0000304891	*BUS OPERATOR	40,643.20	40,643.20	0.00	41,284.12	22,741.46	1,771.20	65,796.78
0000302262	SR DIR MAINTENANCE	140,714.34	140,714.34	0.00	135,302.52	0.00	12,988.94	148,291.46
0000303165	*JOURNEYMAN ET-RAIL CAR MAINT	43,804.80	43,804.80	0.00	44,452.31	16,245.25	200.00	60,897.56
0000320236	*DYNAMOMETER OPERATOR	43,804.80	43,804.80	0.00	45,971.13	15,297.57	200.00	61,468.70
0000316650	*BUS OPERATOR	37,606.40	40,643.20	3,036.80	37,250.87	3,183.73	208.00	40,642.60
0000318549	*MOBILITY OPERATOR	26,083.20	27,414.40	1,331.20	19,766.74	2,693.47	208.00	22,668.21
0000303711	FOREMAN CUSTODIAL SERVICES	48,089.60	48,089.60	0.00	48,089.60	8,138.24	1,479.68	57,707.52
0000321038	*SERVICEPERSON IV	34,008.00	34,008.00	0.00	35,153.02	7,327.00	0.00	42,480.02
0000317663	TRANSIT POLICE OFFICER SR	48,713.60	50,668.80	1,955.20	50,259.57	7,489.17	702.60	58,451.34
0000320106	*RAIL STATION CLEANER	28,412.80	28,412.80	0.00	29,149.92	9,620.06	2,185.60	40,955.58
0000318885	*BUS OPERATOR	37,606.40	40,643.20	3,036.80	35,654.72	5,936.68	208.00	41,799.40
0000316037	*JOURNEYMAN ET-RADIO MAINT	43,804.80	43,804.80	0.00	44,025.91	947.70	368.48	45,342.09
0000317772	SUPT RAIL CAR MAINT	51,105.60	66,977.82	15,872.22	54,434.24	12,535.93	6,988.35	73,958.52
0000304574	*JOURNEYMAN TRACK MECHANIC	43,804.80	43,804.80	0.00	44,283.81	4,849.09	410.60	49,543.50
0000321975	MAINTENANCE PLANNER BUS	52,104.00	52,104.00	0.00	50,100.00	1,603.20	5,577.89	57,281.09

MARTOC REPORT

EE NUMBER	TITLE	FY 09 BASE SALARY	FY 10 BASE SALARY	DIFFERENCE +/-	REGULAR EARNINGS	OVERTIME EARNINGS	OTHER EARNINGS	TOTAL EARNINGS
0000302498	(DATE LAST EMPLOYED 05-JUN-10) DIVISION DISPATCHER	50,731.20	50,731.20	0.00	50,731.20	610.74	585.36	51,927.30
0000302474	CONTRACT EMP PT POLICE OFFICER	19,500.00	19,500.00	0.00	19,620.00	6,131.25	0.00	25,751.25
0000303971	ACCOUNTING SPECIALIST III	45,864.00	45,864.00	0.00	44,100.00	0.00	7,314.72	51,414.72
0000305669	*JOURNEYMAN ET-RAIL CAR MAINT	43,804.80	43,804.80	0.00	44,046.91	0.00	200.00	44,246.91
0000305246	*SERVICEPERSON V	40,206.40	41,267.20	1,060.80	40,943.73	231.96	714.24	41,889.93
0000323027	*BUS OPERATOR	31,491.20	31,491.20	0.00	27,017.65	4,035.54	208.00	31,261.19
0000304390	*BUS OPERATOR	40,643.20	40,643.20	0.00	36,402.20	32,963.68	3,239.25	72,605.13
0000305465	*BUS OPERATOR	40,643.20	40,643.20	0.00	41,636.32	6,822.92	208.00	48,667.24
0000318561	*BUS OPERATOR	40,643.20	40,643.20	0.00	41,474.40	6,085.20	1,868.90	49,428.50
0000306194	*BUS OPERATOR	40,643.20	40,643.20	0.00	41,784.54	17,003.45	208.00	58,995.99
0000320239	*JOURNEYMAN ET-RAIL CAR MAINT	42,390.40	43,804.80	1,414.40	43,333.02	431.57	200.00	43,964.59
0000304787	*BUS OPERATOR	40,643.20	40,643.20	0.00	42,166.29	29,805.84	5,347.02	77,319.15
0000304858	FOREMAN SIGN SHOP	53,268.80	53,268.80	0.00	53,268.80	9,795.83	1,024.40	64,089.03
0000302665	FOREMAN BUILDINGS SUPP EQUIP	56,076.80	56,076.80	0.00	56,076.80	4,610.16	3,235.20	63,922.16
0000304102	*INSPECTOR	43,118.40	43,118.40	0.00	45,231.25	6,600.04	3,309.50	55,140.79
0000304807	*BUS OPERATOR	40,643.20	40,643.20	0.00	42,172.32	19,680.29	1,185.00	63,037.61
0000303132	*SERVICEPERSON I	31,824.00	31,824.00	0.00	32,567.71	1,583.56	2,448.00	36,599.27
0000304338	MAINTENANCE PLANNER-RAIL	59,987.20	59,987.20	0.00	59,958.36	115.36	3,460.80	63,534.52
0000323601	*BUS OPERATOR	28,454.40	31,491.20	3,036.80	28,058.40	1,998.44	208.00	30,264.84
0000303786	*RAIL STATION CLEANER	30,680.00	28,412.80	-2,267.20	32,898.08	243.38	0.00	33,141.46
0000305543	*BUS OPERATOR	40,643.20	40,643.20	0.00	41,994.80	10,635.01	208.00	52,837.81
0000304951	*INSPECTOR	43,118.40	43,118.40	0.00	44,890.26	11,236.30	200.00	56,326.56
0000322802	*BUS OPERATOR	31,491.20	34,548.80	3,057.60	32,555.07	3,170.79	208.00	35,933.86
0000305572	DIVISION DISPATCHER	51,729.60	51,729.60	0.00	51,729.60	517.31	1,815.51	54,062.42
0000304359	SYSTEM SAFETY OFFICER	62,389.34	62,389.34	0.00	62,389.48	0.00	1,679.48	64,068.96
0000306299	SUPT CONTROL CENTER	70,754.58	70,754.58	0.00	70,754.84	0.00	5,532.70	76,287.54
0000305654	*RAIL OPERATOR	40,643.20	40,643.20	0.00	39,872.07	5,880.57	208.00	45,960.64
0000321112	CONTRACT PROFESSIONAL	0.00	0.00	0.00	121,517.50	4,875.00	0.00	126,392.50
0000324672	TRANSIT POLICE OFFICER	40,040.00	40,040.00	0.00	32,502.96	1,819.30	1,116.50	35,438.76
0000315268	CUSTOMER CARE FIELD REP	37,596.00	37,596.00	0.00	36,150.00	0.00	3,142.64	39,292.64
0000322144	*BUS OPERATOR	31,491.20	34,548.80	3,057.60	33,795.31	5,707.04	208.00	39,710.35
0000323592	*BUS OPERATOR	31,491.20	31,491.20	0.00	23,038.93	2,276.03	208.00	25,522.96
0000303609	*BUS OPERATOR	40,643.20	40,643.20	0.00	41,906.68	11,595.18	208.00	53,709.86
0000302838	TRAIN CONTROL ENGINEER VI	79,969.50	79,969.50	0.00	76,894.03	0.00	8,382.87	85,276.90

MARTOC REPORT

EE NUMBER	TITLE	FY 09	FY 10	DIFFERENCE	REGULAR	OVERTIME	OTHER	TOTAL
		BASE SALARY	BASE SALARY	+/-	EARNINGS	EARNINGS	EARNINGS	EARNINGS
0000303441	*BUS OPERATOR	40,643.20	40,643.20	0.00	38,445.54	12,501.70	208.00	51,155.24
0000315248	*BUS OPERATOR	40,643.20	40,643.20	0.00	40,990.56	13,826.01	3,139.00	57,955.57
0000305752	*BUS OPERATOR	40,643.20	40,643.20	0.00	42,051.68	5,639.37	208.00	47,899.05
0000304487	*SECURITY GUARD	31,345.60	31,345.60	0.00	31,341.88	28.29	4,445.65	35,815.82
0000323366	*BUS OPERATOR	28,454.40	31,491.20	3,036.80	30,858.61	2,061.95	208.00	33,128.56
0000321031	*BUS OPERATOR	37,606.40	40,643.20	3,036.80	38,312.63	3,445.93	208.00	41,966.56
0000304052	*BUS OPERATOR	40,643.20	40,643.20	0.00	40,886.63	2,386.81	208.00	43,481.44
0000303044	*BUS OPERATOR	40,643.20	40,643.20	0.00	41,186.99	9,834.77	2,103.38	53,125.14
0000303738	CJIT-CALL TAKER	33,280.00	33,280.00	0.00	34,325.76	11,708.40	2,304.00	48,338.16
0000304666	*RAIL OPERATOR	40,643.20	40,643.20	0.00	41,522.16	12,404.12	1,318.46	55,244.74
0000316463	*BUS OPERATOR	40,643.20	40,643.20	0.00	42,259.25	4,915.14	989.60	48,163.99
0000305757	LEASE & FINANCE SPECIALIST	70,963.36	70,963.36	0.00	68,234.03	0.00	3,275.11	71,509.14
0000318680	*BUS OPERATOR	40,643.20	40,643.20	0.00	40,219.10	11,846.08	208.00	52,273.18
0000321138	*SERVICEPERSON I (A)	32,281.60	32,281.60	0.00	34,120.60	997.39	0.00	35,117.99
0000302484	*SERVICEPERSON V	43,118.40	43,118.40	0.00	43,812.29	7,680.55	0.00	51,492.84
0000317236	*MOBILITY OPERATOR	27,414.40	28,766.40	1,352.00	28,544.87	2,275.90	1,088.56	31,909.33
0000302515	*RAIL OPERATOR	40,643.20	40,643.20	0.00	41,573.11	23,893.39	3,334.40	68,800.90
0000324361	RAIL SERVICES CONTROLLER	82,500.08	50,440.00	-32,060.08	73,162.07	0.00	0.00	73,162.07
0000303090	*BUS DISPATCHER (BLOCKOUT)	41,662.40	41,662.40	0.00	42,288.04	9,351.59	2,563.84	54,203.47
0000315120	*BUS OPERATOR	40,643.20	40,643.20	0.00	41,186.54	3,673.84	208.00	45,068.38
0000302007	CLAIMS ADJUSTER III	56,720.82	56,720.82	0.00	54,539.53	0.00	6,545.26	61,084.79
0000318105	TRANSIT POLICE OFFICER SPECIAL	43,305.60	46,841.60	3,536.00	45,049.31	4,043.23	3,983.60	53,076.14
0000304913	*BUS OPERATOR	40,643.20	40,643.20	0.00	41,074.76	6,517.73	208.00	47,800.49
0000303070	*BUS OPERATOR	40,643.20	40,643.20	0.00	41,067.99	16,900.86	208.00	58,176.85
0000318122	*BUS OPERATOR	40,643.20	40,643.20	0.00	31,351.33	903.71	208.00	32,463.04
0000304905	*MOBILITY OPERATOR	30,409.60	30,409.60	0.00	30,189.05	3,892.67	324.96	34,406.68
0000305292	*INSPECTOR	43,118.40	43,118.40	0.00	43,549.51	9,313.08	200.00	53,062.59
0000319157	*STATION AGENT	33,800.00	37,169.60	3,369.60	36,251.88	11,638.64	2,859.20	50,749.72
0000302495	GEN SUPT HEAVY MAINT	87,536.80	87,536.80	0.00	84,170.03	0.00	5,050.17	89,220.20
0000306206	*BUS OPERATOR	40,643.20	40,643.20	0.00	42,273.40	6,258.42	208.00	48,739.82
0000302125	SUPV CAR REPAIR INSPECTION	54,995.20	54,995.20	0.00	53,814.13	13,484.40	1,489.37	68,787.90
0000303678	*BUS OPERATOR	40,643.20	40,643.20	0.00	40,744.51	1,890.63	208.00	42,843.14
0000316113	*MOBILITY OPERATOR	28,766.40	30,409.60	1,643.20	29,113.93	2,792.28	208.00	32,114.21
0000302835	*AA INSPECTOR	43,804.80	43,804.80	0.00	45,194.68	9,642.94	2,727.20	57,564.82
0000303102	*SERVICEPERSON I (A)	31,824.00	32,281.60	457.60	29,417.77	183.60	0.00	29,601.37

MARTOC REPORT

EE NUMBER	TITLE	FY 09	FY 10	DIFFERENCE	REGULAR	OVERTIME	OTHER	TOTAL
		BASE SALARY	BASE SALARY	+/-	EARNINGS	EARNINGS	EARNINGS	EARNINGS
0000303406	MGR CUSTOMER & STATION SVCS	75,489.70	75,489.70	0.00	73,691.60	0.00	6,048.45	79,740.05
0000302759	*JOURNEYMAN RAIL CAR MECHANIC	43,804.80	43,804.80	0.00	44,073.27	1,516.34	200.00	45,789.61
0000306487	SUPV RAIL LINE	48,048.00	48,048.00	0.00	47,817.00	6,473.78	1,263.11	55,553.89
0000304304	*BUS OPERATOR	40,643.20	40,643.20	0.00	37,836.89	1,578.66	520.64	39,936.19
0000304266	MATERIAL INVENTORY CONTROL PLN	55,309.54	55,309.54	0.00	53,182.35	0.00	8,508.00	61,690.35
0000323653	*MOBILITY OPERATOR	23,358.40	23,358.40	0.00	22,059.53	3,790.24	208.00	26,057.77
0000305447	*BUS OPERATOR	40,643.20	40,643.20	0.00	40,476.32	4,648.96	1,380.40	46,505.68
0000305124	ADMINISTRATIVE ASSISTANT	37,693.50	37,693.50	0.00	36,244.02	0.00	4,474.91	40,718.93
0000317821	*REPROGRAPHICS SPEC I	26,395.20	26,395.20	0.00	27,444.55	1,924.15	1,205.55	30,574.25
0000304230	*RAIL OPERATOR	40,643.20	40,643.20	0.00	42,236.87	11,876.81	208.00	54,321.68
0000306470	*JOURNEYMAN ET-HVAC	43,804.80	43,804.80	0.00	38,190.42	3,490.73	1,042.40	42,723.55
0000318940	*RAIL STATION CLEANER (DATE LAST EMPLOYED 26-MAR-10)	28,412.80	28,412.80	0.00	22,258.49	5,040.57	739.83	28,038.89
0000304413	TRANSIT POLICE OFFICER SR	54,787.20	54,787.20	0.00	54,787.20	2,323.20	5,268.00	62,378.40
0000305702	*TRACK WALKER	43,118.40	43,118.40	0.00	43,541.74	1,523.68	0.00	45,065.42
0000306204	SUPV BUS TRANSPORTATION	52,790.40	52,790.40	0.00	53,044.20	23,019.66	7,106.40	83,170.26
0000320412	TRANSIT POLICE OFFICER SR (DATE LAST EMPLOYED 24-JUN-10)	43,305.60	45,032.00	1,726.40	45,740.61	896.29	0.00	46,636.90
0000301999	PROJECT MANAGER- CPM	76,282.44	76,282.44	0.00	73,348.61	0.00	5,868.00	79,216.61
0000303518	*INSPECTOR	43,118.40	43,118.40	0.00	44,870.51	18,105.25	200.00	63,175.76
0000322156	ACCOUNTANT III	55,762.72	55,762.72	0.00	53,618.06	0.00	572.00	54,190.06
0000306453	TRANSIT POLICE OFFICER SR	52,686.40	54,787.20	2,100.80	54,699.29	3,172.31	2,634.00	60,505.60
0000302228	*INSPECTOR	41,662.40	43,118.40	1,456.00	45,182.92	27,535.00	3,280.48	75,998.40
0000323966	PLANNING RESEARCH DEVELOP COORDINATOR	57,800.08	57,800.08	0.00	55,577.10	0.00	2,371.20	57,948.30
0000304012	*JOURNEYMAN RAIL CAR MECHANIC	43,804.80	43,804.80	0.00	44,383.85	1,840.12	200.00	46,423.97
0000317778	*BUS OPERATOR	40,643.20	40,643.20	0.00	35,885.41	595.61	208.00	36,689.02
0000321663	*SERVICEPERSON I (A)	34,008.00	32,281.60	-1,726.40	33,657.52	9,689.93	3,054.54	46,401.99
0000306359	*RAIL OPERATOR	40,643.20	40,643.20	0.00	41,196.29	6,648.79	208.00	48,053.08
0000302719	*BUS OPERATOR	40,643.20	40,643.20	0.00	41,929.44	38,103.77	2,552.80	82,586.01
0000324755	*JOURNEYMAN ET-TRAIN CONTROL	41,080.00	41,080.00	0.00	29,497.84	1,223.81	200.00	30,921.65
0000302419	*JOURNEYMAN OVERHAULER	42,390.40	43,804.80	1,414.40	44,190.20	6,087.36	200.00	50,477.56
0000304319	SUPT CONTROL CENTER	70,754.58	70,754.58	0.00	70,210.56	0.00	8,693.06	78,903.62
0000303852	*RAIL OPERATOR	40,643.20	40,643.20	0.00	40,544.13	3,303.30	3,334.40	47,181.83
0000306258	SUPV BUS TRANSPORTATION	52,790.40	52,790.40	0.00	52,790.40	1,181.19	2,030.40	56,001.99
0000315455	MEDIA SALES REP	22,620.00	22,620.00	0.00	22,533.00	0.00	87.00	22,620.00
0000305172	*BUS OPERATOR	40,643.20	40,643.20	0.00	37,509.03	6,115.06	9,613.19	53,237.28

MARTOC REPORT

EE NUMBER	TITLE	FY 09 BASE SALARY	FY 10 BASE SALARY	DIFFERENCE +/-	REGULAR EARNINGS	OVERTIME EARNINGS	OTHER EARNINGS	TOTAL EARNINGS
0000303424	(DATE LAST EMPLOYED 02-JUN-10) *BUS OPERATOR	40,643.20	40,643.20	0.00	41,036.54	9,239.52	208.00	50,484.06
0000305780	DISPATCHER-RAIL TRANSPORTATION	48,588.80	48,588.80	0.00	48,401.92	8,573.12	5,139.20	62,114.24
0000303922	*BUS OPERATOR (DATE LAST EMPLOYED 01-JUL-10)	40,643.20	40,643.20	0.00	27,651.20	0.00	208.00	27,859.20
0000303450	*BUS OPERATOR	40,643.20	40,643.20	0.00	36,721.81	4,688.52	208.00	41,618.33
0000302705	TRANSIT POLICE OFFICER SPECIAL	56,971.20	56,971.20	0.00	57,354.70	33,956.93	0.00	91,311.63
0000323707	*BUS OPERATOR	31,491.20	31,491.20	0.00	21,259.43	247.58	208.00	21,715.01
0000302588	*JOURNEYMAN ELEC POWER ELECT	43,804.80	43,804.80	0.00	44,304.87	11,976.20	200.00	56,481.07
0000307300	*BUS OPERATOR	31,491.20	34,548.80	3,057.60	33,013.27	3,275.52	208.00	36,496.79
0000305964	*BUS OPERATOR (DATE LAST EMPLOYED 01-JUL-10)	40,643.20	40,643.20	0.00	38,575.38	3,723.05	986.09	43,284.52
0000321806	IT BUSINESS ANALYST I	53,395.16	53,395.16	0.00	49,791.12	243.69	0.00	50,034.81
0000303690	SUPV BUS TRANSPORTATION	48,048.00	48,048.00	0.00	48,048.00	20,489.70	3,511.20	72,048.90
0000320623	MGR JOINT DEVELOPMENT	85,413.38	85,413.38	0.00	82,128.60	0.00	0.00	82,128.60
0000306305	*JOURNEYMAN ET-RADIO MAINT	43,804.80	43,804.80	0.00	44,594.40	19,317.37	200.00	64,111.77
0000317259	TRANSIT POLICE OFFICER SR	50,668.80	50,668.80	0.00	52,548.38	12,121.34	4,787.37	69,457.09
0000307148	*JOURNEYMAN ET-COMPUTER MAINT	39,603.20	43,804.80	4,201.60	42,492.96	4,475.56	200.00	47,168.52
0000302163	*MATERIAL CONTROLLER	42,369.60	42,369.60	0.00	42,547.85	4,384.72	0.00	46,932.57
0000318654	*JOURNEYMAN ET-RAIL CAR MAINT	42,390.40	43,804.80	1,414.40	44,597.97	8,189.22	4,117.16	56,904.35
0000306503	*JOURNEYMAN RAIL CAR MECHANIC	43,804.80	43,804.80	0.00	44,989.32	2,029.67	200.00	47,218.99
0000318739	*BUS OPERATOR	40,643.20	40,643.20	0.00	31,116.20	1,731.45	208.00	33,055.65
0000304425	TRANSIT POLICE OFFICER SPECIAL	52,686.40	52,686.40	0.00	53,429.76	24,135.40	4,214.40	81,779.56
0000304800	*RAIL OPERATOR (DATE LAST EMPLOYED 01-DEC-09)	40,643.20	40,643.20	0.00	19,103.14	4,306.56	1,426.13	24,835.83
0000321369	*BUS OPERATOR	31,491.20	34,548.80	3,057.60	31,557.35	2,604.23	208.00	34,369.58
0000304276	*JOURNEYMAN ET-TRAIN CONTROL	43,804.80	43,804.80	0.00	43,904.73	5,109.72	6,096.80	55,111.25
0000302072	*BUS OPERATOR	40,643.20	40,643.20	0.00	32,538.15	1,124.66	208.00	33,870.81
0000316322	*REVENUE AGENT	41,308.80	41,308.80	0.00	45,431.89	1,298.24	0.00	46,730.13
0000321036	CJIT-CALL TAKER	30,721.60	30,721.60	0.00	30,957.92	6,472.60	546.49	37,977.01
0000305149	*BUS OPERATOR	40,643.20	40,643.20	0.00	41,838.00	15,224.34	208.00	57,270.34
0000302839	*MATERIAL CONTROLLER	42,369.60	42,369.60	0.00	42,617.58	1,963.19	0.00	44,580.77
0000302460	INSTRUCTOR BUS TECHNICAL	51,708.80	51,708.80	0.00	46,488.20	0.00	2,511.80	49,000.00
0000306469	*BUS OPERATOR	40,643.20	40,643.20	0.00	41,092.29	16,451.86	2,402.35	59,946.50
0000320615	*RAIL OPERATOR	37,606.40	40,643.20	3,036.80	28,325.13	4,662.37	208.00	33,195.50
0000323167	*BUS OPERATOR	28,454.40	32,531.20	4,076.80	29,748.00	2,892.09	208.00	32,848.09
0000303872	*BUS OPERATOR	40,643.20	40,643.20	0.00	39,022.54	5,505.40	208.00	44,735.94
0000321064	*MOBILITY OPERATOR	24,564.80	26,083.20	1,518.40	25,263.64	16,196.58	208.00	41,668.22

MARTOC REPORT

EE NUMBER	TITLE	FY 09	FY 10	DIFFERENCE	REGULAR	OVERTIME	OTHER	TOTAL
		BASE SALARY	BASE SALARY	+/-	EARNINGS	EARNINGS	EARNINGS	EARNINGS
0000320595	TRANSIT POLICE OFFICER SR	43,305.60	45,032.00	1,726.40	46,362.11	7,195.71	2,098.60	55,656.42
0000305988	PLANNER AUTOMATIC TRAIN CONTR (DATE LAST EMPLOYED 02-JUL-10)	52,873.60	52,873.60	0.00	50,297.81	254.20	0.00	50,552.01
0000303936	*RAIL OPERATOR	40,643.20	40,643.20	0.00	40,976.46	2,132.47	208.00	43,316.93
0000305023	*INSPECTOR	43,118.40	43,118.40	0.00	44,310.90	1,383.80	200.00	45,894.70
0000315983	*BUS OPERATOR	40,643.20	40,643.20	0.00	41,071.38	7,672.97	208.00	48,952.35
0000302294	MAINTENANCE PLANNER BUS	53,830.40	53,830.40	0.00	53,105.76	116.46	621.12	53,843.34
0000318958	*TRANSPORTATION ASSISTANT	27,352.00	28,912.00	1,560.00	28,012.00	0.00	789.00	28,801.00
0000322804	*BUS OPERATOR	31,491.20	34,548.80	3,057.60	32,988.83	7,075.19	819.04	40,883.06
0000304414	GEN SUPT RAIL CAR MAINTENANCE	84,978.92	84,978.92	0.00	81,710.79	0.00	9,152.64	90,863.43
0000304412	GEN SUPT BUS MAINT (DATE LAST EMPLOYED 01-NOV-09)	81,257.54	81,257.54	0.00	23,439.73	0.00	8,763.21	32,202.94
0000305282	*RAIL STATION CLEANER	28,412.80	28,412.80	0.00	28,876.72	14,015.16	3,824.80	46,716.68
0000305322	*RAIL OPERATOR	40,643.20	40,643.20	0.00	41,768.35	9,177.36	989.60	51,935.31
0000303427	*BUS DISPATCHER (BLOCKOUT)	41,392.00	41,662.40	270.40	42,721.04	4,806.62	0.00	47,527.66
0000302476	*RAIL OPERATOR	40,643.20	40,643.20	0.00	41,211.69	30,051.45	4,116.00	75,379.14
0000304471	*RAIL OPERATOR	40,643.20	40,643.20	0.00	40,878.78	10,033.54	208.00	51,120.32
0000304430	*SERVICEPERSON I (A)	32,281.60	32,281.60	0.00	32,787.24	5,045.94	0.00	37,833.18
0000321397	CONTRACT PROFESSIONAL	0.00	0.00	0.00	92,825.00	6,050.00	0.00	98,875.00
0000305203	SCHEDULE ANALYST III	51,981.80	51,981.80	0.00	46,584.08	0.00	9,197.12	55,781.20
0000305440	*MOBILITY OPERATOR	30,409.60	30,409.60	0.00	27,794.98	8,700.80	208.00	36,703.78
0000323621	*MOBILITY OPERATOR	23,358.40	23,358.40	0.00	22,882.07	13,762.55	208.00	36,852.62
0000304680	*JOURNEYMAN ET-TELEPHONE MAINT	43,804.80	43,804.80	0.00	44,963.00	19,277.98	5,254.40	69,495.38
0000321549	*MOBILITY OPERATOR	23,358.40	24,564.80	1,206.40	24,413.36	7,799.67	208.00	32,421.03
0000314887	TRANSIT POLICE OFFICER SR	48,713.60	50,668.80	1,955.20	50,341.61	25,746.16	2,060.96	78,148.73
0000315039	*STATION AGENT	33,800.00	37,169.60	3,369.60	36,464.61	8,840.67	0.00	45,305.28
0000306160	*BUS OPERATOR	40,643.20	40,643.20	0.00	42,547.19	14,060.16	208.00	56,815.35
0000323521	*BUS OPERATOR	28,454.40	31,491.20	3,036.80	30,945.10	2,860.04	208.00	34,013.14
0000317590	*STATION AGENT	33,800.00	37,169.60	3,369.60	36,112.46	2,697.91	0.00	38,810.37
0000304934	TRANSIT POLICE OFFICER SR	54,787.20	54,787.20	0.00	55,314.00	11.86	0.00	55,325.86
0000317811	*SERVICEPERSON I	31,824.00	31,824.00	0.00	31,408.76	711.47	652.55	32,772.78
0000306148	*TRACK WALKER (DATE LAST EMPLOYED 11-FEB-10)	43,118.40	43,118.40	0.00	28,115.10	1,718.01	1,941.78	31,774.89
0000306408	*BUS OPERATOR	40,643.20	40,643.20	0.00	41,355.83	674.19	208.00	42,238.02
0000304257	*JOURNEYMAN RAIL CAR MECHANIC	43,804.80	43,804.80	0.00	44,104.80	6,926.13	200.00	51,230.93
0000303205	*MOBILITY OPERATOR	30,409.60	30,409.60	0.00	14,243.54	9,539.61	646.60	24,429.75
0000323126	CONTRACT PROFESSIONAL	0.00	0.00	0.00	22,215.59	98.00	0.00	22,313.59

MARTOC REPORT

EE NUMBER	TITLE	FY 09	FY 10	DIFFERENCE	REGULAR	OVERTIME	OTHER	TOTAL
		BASE SALARY	BASE SALARY	+/-	EARNINGS	EARNINGS	EARNINGS	EARNINGS
0000304076	*SERVICEPERSON V	43,118.40	43,118.40	0.00	43,404.83	2,347.69	5,389.80	51,142.32
0000321208	*MOBILITY OPERATOR	23,358.40	24,564.80	1,206.40	24,105.48	12,511.63	208.00	36,825.11
0000305071	*BUS OPERATOR	40,643.20	40,643.20	0.00	34,218.79	4,369.00	0.00	38,587.79
0000323523	*JOURNEYMAN ELEC POWER ELECT (DATE LAST EMPLOYED 15-JAN-10)	41,080.00	41,392.00	312.00	19,644.09	927.98	200.00	20,772.07
0000306284	*JOURNEYMAN ET-TRAIN CONTROL	43,804.80	43,804.80	0.00	44,520.74	5,899.46	6,518.00	56,938.20
0000305121	*JOURNEYMAN RAIL CAR MECHANIC	43,804.80	43,804.80	0.00	43,757.31	4,335.74	3,569.60	51,662.65
0000304887	*SERVICEPERSON I	31,824.00	31,824.00	0.00	32,185.24	4,888.41	918.00	37,991.65
0000305139	*RAIL OPERATOR	40,643.20	40,643.20	0.00	40,738.43	1,660.78	208.00	42,607.21
0000304483	*JOURNEYMAN ET-RAIL CAR MAINT (DATE LAST EMPLOYED 01-MAY-10)	43,804.80	43,804.80	0.00	37,007.59	687.09	536.96	38,231.64
0000322504	TRANSIT POLICE OFFICER SR	41,641.60	45,032.00	3,390.40	43,653.16	8,570.25	1,801.80	54,025.21
0000318841	*BUS OPERATOR	40,643.20	40,643.20	0.00	41,625.10	11,182.56	637.88	53,445.54
0000304843	*BUS OPERATOR	40,643.20	40,643.20	0.00	40,291.28	4,012.35	208.00	44,511.63
0000316209	PLANNER COMM COMPTR & FARECOLL	52,686.40	52,686.40	0.00	52,686.40	2,634.32	2,026.40	57,347.12
0000305489	*BUS OPERATOR	40,643.20	40,643.20	0.00	41,050.83	18,641.30	2,552.80	62,244.93
0000304569	*BUS OPERATOR	40,643.20	40,643.20	0.00	41,792.42	8,845.92	208.00	50,846.34
0000318279	*SERVICEPERSON I (A)	32,281.60	32,281.60	0.00	30,911.97	582.00	0.00	31,493.97
0000303914	*BUS OPERATOR	40,643.20	40,643.20	0.00	35,055.87	4,765.30	208.00	40,029.17
0000306070	*JOURNEYMAN BODY REPAIR	43,804.80	43,804.80	0.00	44,526.26	5,157.08	200.00	49,883.34
0000304821	*BUS OPERATOR	40,643.20	40,643.20	0.00	41,469.26	8,250.30	1,771.20	51,490.76
0000306086	SUPV RAIL LINE (DATE LAST EMPLOYED 01-FEB-10)	54,371.20	54,371.20	0.00	25,475.66	2,718.56	2,230.79	30,425.01
0000323683	*RAIL STATION CLEANER	24,024.00	26,894.40	2,870.40	25,596.97	588.91	0.00	26,185.88
0000302297	*BUS OPERATOR	40,643.20	40,643.20	0.00	41,983.10	27,288.96	208.00	69,480.06
0000302888	*BUS OPERATOR	40,643.20	40,643.20	0.00	41,044.40	2,657.58	208.00	43,909.98
0000305921	*AA INSPECTOR	43,804.80	43,804.80	0.00	44,010.05	7,107.83	621.20	51,739.08
0000321571	TRANSIT POLICE OFFICER SR	45,032.00	45,032.00	0.00	47,670.94	9,237.03	3,788.75	60,696.72
0000320609	*SERVICEPERSON I (A)	32,281.60	32,281.60	0.00	32,736.80	2,432.76	0.00	35,169.56
0000323590	*MOBILITY OPERATOR	23,358.40	23,358.40	0.00	22,323.40	2,712.16	208.00	25,243.56
0000303345	*BUS OPERATOR	40,643.20	40,643.20	0.00	41,409.65	24,572.34	1,575.80	67,557.79
0000302103	CHF ENG-CIV STRUCT & INSPECT	82,301.96	82,301.96	0.00	79,136.82	0.00	7,914.39	87,051.21
0000305107	*JOURNEYMAN ET-RAIL CAR MAINT (DATE LAST EMPLOYED 01-DEC-09)	43,804.80	43,804.80	0.00	19,375.20	71.08	7,469.36	26,915.64
0000302085	MGR TRANSIT ANALYSIS	84,005.74	84,005.74	0.00	80,452.09	0.00	7,108.20	87,560.29
0000302753	DIR REVENUE OPERATIONS	109,038.80	109,038.80	0.00	104,845.32	0.00	13,950.37	118,795.69
0000323061	*SERVICEPERSON I	30,472.00	31,824.00	1,352.00	33,298.53	18,830.05	1,836.00	53,964.58
0000317672	*JOURNEYMAN SUPPORT EQUIPMENT	43,804.80	43,804.80	0.00	44,294.35	1,176.74	2,151.64	47,622.73

MARTOC REPORT

EE NUMBER	TITLE	FY 09	FY 10	DIFFERENCE	REGULAR	OVERTIME	OTHER	TOTAL
		BASE SALARY	BASE SALARY	+/-	EARNINGS	EARNINGS	EARNINGS	EARNINGS
0000305910	*TRACK APPRENTICE	34,008.00	35,921.60	1,913.60	35,287.27	556.98	0.00	35,844.25
0000302880	*RAIL OPERATOR	40,643.20	40,643.20	0.00	41,667.71	9,005.62	377.42	51,050.75
0000303496	BUILDING MAINT SPEC II	59,026.50	59,026.50	0.00	56,756.55	0.00	6,810.76	63,567.31
0000310136	CONTRACT PROFESSIONAL	0.00	0.00	0.00	65,117.50	1,137.50	0.00	66,255.00
0000322817	*BUS OPERATOR	31,491.20	34,548.80	3,057.60	32,593.41	1,715.75	208.00	34,517.16
0000315146	*MATERIAL CONTROLLER LEAD	40,643.20	43,659.20	3,016.00	43,038.58	5,356.11	0.00	48,394.69
0000316169	*BUS OPERATOR	40,643.20	40,643.20	0.00	37,897.23	3,757.35	208.00	41,862.58
0000304190	*BUS OPERATOR	40,643.20	40,643.20	0.00	36,330.28	2,420.22	208.00	38,958.50
0000322345	*INSPECTOR (DATE LAST EMPLOYED 07-MAY-10)	42,390.40	41,662.40	-728.00	33,648.27	282.00	1,114.57	35,044.84
0000303970	*BUS OPERATOR	40,643.20	40,643.20	0.00	41,897.29	11,860.40	208.00	53,965.69
0000322836	CONTRACT PROFESSIONAL	0.00	0.00	0.00	126,147.70	2,757.30	0.00	128,905.00
0000308176	*BUS OPERATOR	40,643.20	40,643.20	0.00	28,775.48	44.86	208.00	29,028.34
0000303964	*BUS OPERATOR	40,643.20	40,643.20	0.00	42,766.87	12,716.54	3,334.40	58,817.81
0000305574	*BUS OPERATOR	40,643.20	40,643.20	0.00	41,613.67	10,160.75	989.60	52,764.02
0000323158	CONTRACT EMP ADMIN SUPPORT (DATE LAST EMPLOYED 28-MAY-10)	0.00	0.00	0.00	33,600.00	30.00	0.00	33,630.00
0000322445	CONTRACT EMP ADMIN SUPPORT	0.00	0.00	0.00	33,249.14	1,456.94	0.00	34,706.08
0000321213	*SERVICEPERSON I	28,412.80	28,828.80	416.00	23,932.08	1,441.92	0.00	25,374.00
0000305411	*JOURNEYMAN OVERHAULER	43,804.80	43,804.80	0.00	44,610.25	8,553.00	3,990.80	57,154.05
0000307642	*JOURNEYMAN ELEC POWER ELECT	41,080.00	41,392.00	312.00	41,354.07	9,717.66	200.00	51,271.73
0000316842	*SERVICEPERSON IV	34,008.00	34,008.00	0.00	36,695.37	9,380.98	0.00	46,076.35
0000323737	*PT BUS OPERATOR	0.00	0.00	0.00	19,816.74	505.02	208.00	20,529.76
0000318125	PARALEGAL	43,270.50	43,270.50	0.00	41,029.55	0.00	0.00	41,029.55
0000306478	REVENUE OPERATIONS CONTROLLER	57,851.82	57,851.82	0.00	55,627.05	0.00	1,112.63	56,739.68
0000322839	TRANSIT POLICE OFFICER SPECIAL	52,686.40	54,787.20	2,100.80	53,700.32	8,011.24	0.00	61,711.56
0000303757	*TRACK WALKER	43,118.40	43,118.40	0.00	42,266.43	971.74	0.00	43,238.17
0000305751	*BUS OPERATOR	40,643.20	40,643.20	0.00	41,247.68	6,259.20	208.00	47,714.88
0000324187	*RAIL STATION CLEANER	24,024.00	25,500.80	1,476.80	26,035.76	7,816.33	0.00	33,852.09
0000317881	*SERVICEPERSON I (A)	30,846.40	32,281.60	1,435.20	26,043.86	22.26	0.00	26,066.12
0000304122	*INSPECTOR	43,118.40	43,118.40	0.00	40,400.39	13,123.19	200.00	53,723.58
0000303273	*JOURNEYMAN OVERHAULER	43,804.80	43,804.80	0.00	44,152.23	0.00	200.00	44,352.23
0000322967	TRANSIT POLICE OFFICER SR	40,040.00	43,305.60	3,265.60	41,214.60	19,487.60	3,622.00	64,324.20
0000320593	COMMUNITY OUTREACH PLANNER	54,357.68	54,357.68	0.00	52,267.37	0.00	0.00	52,267.37
0000324054	TRANSIT POLICE OFFICER SR	43,305.60	45,032.00	1,726.40	44,219.45	2,071.55	208.20	46,499.20
0000303774	*JOURNEYMAN ET-HVAC	43,804.80	43,804.80	0.00	44,041.66	1,619.02	3,780.20	49,440.88
0000302438	*BUS OPERATOR	40,643.20	40,643.20	0.00	40,675.80	10,496.05	208.00	51,379.85

MARTOC REPORT

EE NUMBER	TITLE	FY 09	FY 10	DIFFERENCE	REGULAR	OVERTIME	OTHER	TOTAL
		BASE SALARY	BASE SALARY	+/-	EARNINGS	EARNINGS	EARNINGS	EARNINGS
0000305821	*RAIL OPERATOR	40,643.20	40,643.20	0.00	41,324.74	2,329.05	208.00	43,861.79
0000303948	*BUS OPERATOR	40,643.20	40,643.20	0.00	42,272.87	9,478.38	208.00	51,959.25
0000323028	*BUS OPERATOR	31,491.20	34,548.80	3,057.60	31,632.77	2,455.97	208.00	34,296.74
0000302974	*JOURNEYMAN ET-COMPUTER MAINT	43,804.80	43,804.80	0.00	44,531.20	8,474.10	200.00	53,205.30
0000318742	*MOBILITY OPERATOR	26,083.20	27,414.40	1,331.20	24,253.50	961.99	208.00	25,423.49
0000305200	*JOURNEYMAN RAIL CAR MECHANIC (DATE LAST EMPLOYED 22-JUL-10)	43,804.80	43,804.80	0.00	45,684.30	17,019.18	1,463.60	64,167.08
0000304411	DIVISION DISPATCHER	50,731.20	50,731.20	0.00	50,731.20	560.98	1,951.20	53,243.38
0000303074	MGR SUPPORT SVCS	79,358.24	79,358.24	0.00	76,306.39	0.00	8,546.66	84,853.05
0000304224	*JOURNEYMAN ET-HVAC	43,804.80	43,804.80	0.00	44,110.07	1,224.13	200.00	45,534.20
0000321054	*MOBILITY OPERATOR	24,564.80	26,083.20	1,518.40	25,820.55	1,036.40	208.00	27,064.95
0000305528	*BUS OPERATOR	40,643.20	40,643.20	0.00	33,854.93	8,385.97	4,116.00	46,356.90
0000306477	TRANSIT POLICE OFFICER SR	54,787.20	54,787.20	0.00	56,393.94	15,942.31	2,107.20	74,443.45
0000305415	*AA INSPECTOR (DATE LAST EMPLOYED 01-APR-10)	43,804.80	43,804.80	0.00	34,024.27	608.12	1,089.79	35,722.18
0000305877	*JOURNEYMAN RAIL CAR MECHANIC	43,804.80	43,804.80	0.00	44,520.18	1,745.36	5,254.40	51,519.94
0000304475	MGR COMMUNITY RELATIONS	80,999.88	80,999.88	0.00	77,843.06	0.00	4,984.80	82,827.86
0000321308	SUPV BUS MAINTENANCE	52,104.00	52,104.00	0.00	52,104.00	10,994.58	2,004.00	65,102.58
0000322242	*MOBILITY OPERATOR	24,564.80	24,564.80	0.00	19,276.16	657.41	208.00	20,141.57
0000303336	SUPV RAIL LINE	50,731.20	50,731.20	0.00	50,731.20	7,030.45	7,243.10	65,004.75
0000322136	*INSPECTOR	40,643.20	41,392.00	748.80	42,020.96	9,948.04	993.60	52,962.60
0000305703	CHF AGREEMENTS & UTILITIES	90,241.32	92,560.00	2,318.68	89,775.26	0.00	3,471.00	93,246.26
0000322559	*INSPECTOR	40,643.20	41,267.20	624.00	41,622.43	20,410.33	200.00	62,232.76
0000323365	*BUS OPERATOR (DATE LAST EMPLOYED 11-MAR-10)	28,454.40	31,491.20	3,036.80	22,825.30	2,101.22	985.14	25,911.66
0000321136	*BUS OPERATOR	34,548.80	37,606.40	3,057.60	35,213.58	5,710.58	208.00	41,132.16
0000322093	TRANSIT POLICE OFFICER (DATE LAST EMPLOYED 21-JUL-10)	40,040.00	41,641.60	1,601.60	41,533.80	10,675.76	4,597.80	56,807.36
0000315742	*TRACK WALKER	43,118.40	43,118.40	0.00	43,667.23	1,686.93	0.00	45,354.16
0000318791	*BUS OPERATOR	40,643.20	40,643.20	0.00	40,079.52	9,224.30	208.00	49,511.82
0000322106	*PT MOBILITY OPERATOR	0.00	0.00	0.00	28,279.62	4,482.08	2,236.79	34,998.49
0000324638	*MOBILITY OPERATOR	23,358.40	23,358.40	0.00	18,698.04	2,404.74	277.33	21,380.11
0000319277	*JOURNEYMAN RAIL CAR MECHANIC	42,390.40	43,804.80	1,414.40	44,066.22	552.83	200.00	44,819.05
0000321917	*INSPECTOR	41,267.20	41,392.00	124.80	42,027.33	2,777.18	200.00	45,004.51
0000306009	SCHEDULE ANALYST III	51,637.04	51,637.04	0.00	49,651.34	0.00	1,787.40	51,438.74
0000315365	TRANSIT POLICE OFFICER SR	52,686.40	54,787.20	2,100.80	53,510.62	1,311.55	526.80	55,348.97
0000302416	TRANSIT POLICE LIEUTENANT	71,739.20	74,609.60	2,870.40	72,880.47	11,244.60	4,138.80	88,263.87
0000305044	*BUS OPERATOR	40,643.20	40,643.20	0.00	40,942.17	4,546.34	1,224.08	46,712.59

MARTOC REPORT

EE NUMBER	TITLE	FY 09 BASE SALARY	FY 10 BASE SALARY	DIFFERENCE +/-	REGULAR EARNINGS	OVERTIME EARNINGS	OTHER EARNINGS	TOTAL EARNINGS
0000316652	(DATE LAST EMPLOYED 01-JUL-10) *MOBILITY OPERATOR	27,414.40	28,766.40	1,352.00	26,221.57	1,829.97	208.00	28,259.54
0000322137	*TRACK MAINTAINER	40,643.20	41,392.00	748.80	41,821.61	3,483.62	1,273.12	46,578.35
0000306639	DIR INFORMATION TECH AUDIT	103,742.60	103,742.60	0.00	101,509.95	0.00	8,878.55	110,388.50
0000305286	*JOURNEYMAN AUTOMOTIVE TECH (DATE LAST EMPLOYED 05-FEB-10)	39,603.20	43,804.80	4,201.60	28,028.55	6,983.33	1,004.50	36,016.38
0000302140	*JOURNEYMAN ET-TRAIN CONTROL	43,804.80	43,804.80	0.00	45,083.56	7,984.43	1,042.40	54,110.39
0000305604	*BUS OPERATOR	40,643.20	40,643.20	0.00	41,881.47	8,835.61	2,162.00	52,879.08
0000306360	*BUS OPERATOR	40,643.20	40,643.20	0.00	40,967.57	10,406.32	3,334.40	54,708.29
0000305701	*RAIL OPERATOR	40,643.20	40,643.20	0.00	40,102.62	9,187.65	1,380.40	50,670.67
0000303356	*BUS OPERATOR	40,643.20	40,643.20	0.00	41,715.80	5,306.89	208.00	47,230.69
0000315388	*BUS OPERATOR	40,643.20	40,643.20	0.00	40,046.41	2,675.80	208.00	42,930.21
0000303900	*BUS OPERATOR	40,643.20	40,643.20	0.00	41,801.93	4,561.63	208.00	46,571.56
0000314856	*BUS OPERATOR	40,643.20	40,643.20	0.00	30,554.46	1,125.28	208.00	31,887.74
0000323732	*BUS OPERATOR	31,491.20	31,491.20	0.00	20,196.87	1,375.59	208.00	21,780.46
0000304779	*JOURNEYMAN RAIL CAR MECHANIC	43,804.80	43,804.80	0.00	43,857.37	1,342.59	200.00	45,399.96
0000303606	*BUS OPERATOR	40,643.20	40,643.20	0.00	40,135.44	13,107.90	989.60	54,232.94
0000302882	*BUS OPERATOR	40,643.20	40,643.20	0.00	41,483.11	7,019.26	755.12	49,257.49
0000305794	*BUS OPERATOR	40,643.20	40,643.20	0.00	40,836.16	8,196.31	208.00	49,240.47
0000316116	FOREMAN POWER	52,104.00	52,104.00	0.00	52,104.00	6,776.04	0.00	58,880.04
0000322233	SUPV BUS MAINTENANCE (DATE LAST EMPLOYED 02-JUL-10)	52,104.00	52,104.00	0.00	51,103.60	17,509.95	200.40	68,813.95
0000302345	*JOURNEYMAN ET-TRAIN CONTROL	43,804.80	43,804.80	0.00	44,789.30	11,846.32	200.00	56,835.62
0000320696	TRANSIT POLICE OFFICER SR	43,305.60	45,032.00	1,726.40	45,913.61	14,729.43	0.00	60,643.04
0000320287	*MOBILITY OPERATOR	26,083.20	27,414.40	1,331.20	22,248.02	2,822.57	208.00	25,278.59
0000306372	OFFICE ADMINISTRATOR II	52,962.26	52,962.26	0.00	50,925.38	0.00	1,667.91	52,593.29
0000323174	QA ENGINEER RECEIVING	73,759.92	73,759.92	0.00	70,923.13	0.00	2,837.26	73,760.39
0000305358	MOBILITY SCHEDULER I	38,126.40	34,983.00	-3,143.40	36,554.70	1,687.11	3,545.10	41,786.91
0000303650	SUPV RAIL LINE	52,312.00	52,312.00	0.00	51,306.00	6,300.10	997.71	58,603.81
0000304889	*JOURNEYMAN OVERHAULER	43,804.80	43,804.80	0.00	44,542.84	10,448.42	2,306.00	57,297.26
0000305906	SR WARRANTY COORDINATOR	58,068.40	58,068.40	0.00	55,835.01	0.00	8,710.61	64,545.62
0000321621	*PT BUS OPERATOR	0.00	0.00	0.00	23,012.23	469.72	208.00	23,689.95
0000303075	*BUS OPERATOR	40,643.20	40,643.20	0.00	40,568.17	1,305.58	208.00	42,081.75
0000303779	TRANSIT POLICE OFFICER SR	56,971.20	54,787.20	-2,184.00	58,285.92	32,765.38	2,355.54	93,406.84
0000304559	*BUS OPERATOR	40,643.20	40,643.20	0.00	43,837.81	10,826.72	208.00	54,872.53
0000305832	*INSPECTOR	43,118.40	43,118.40	0.00	44,475.68	4,446.70	200.00	49,122.38
0000305392	*BUS OPERATOR	40,643.20	40,643.20	0.00	41,617.03	10,350.35	208.00	52,175.38

MARTOC REPORT

EE NUMBER	TITLE	FY 09	FY 10	DIFFERENCE	REGULAR	OVERTIME	OTHER	TOTAL
		BASE SALARY	BASE SALARY	+/-	EARNINGS	EARNINGS	EARNINGS	EARNINGS
0000321059	*BUS OPERATOR	37,606.40	40,643.20	3,036.80	38,737.28	4,303.90	208.00	43,249.18
0000321776	*SERVICEPERSON I (A)	32,281.60	32,281.60	0.00	33,385.89	12,016.66	2,483.20	47,885.75
0000322566	*SERVICEPERSON I (A)	32,281.60	32,281.60	0.00	32,246.68	384.12	0.00	32,630.80
0000320548	*BUS OPERATOR	37,606.40	40,643.20	3,036.80	38,353.60	3,716.44	208.00	42,278.04
0000303106	*SERVICEPERSON II	31,824.00	31,824.00	0.00	32,139.30	0.00	734.40	32,873.70
0000306286	DISPATCHER-RAIL TRANSPORTATION	49,129.60	49,129.60	0.00	49,058.74	5,719.63	1,889.60	56,667.97
0000304159	*BUS OPERATOR	40,643.20	40,643.20	0.00	36,728.70	3,089.94	208.00	40,026.64
0000310754	*BUS OPERATOR	40,643.20	40,643.20	0.00	39,049.37	1,401.44	645.70	41,096.51
0000306095	*BUS OPERATOR	40,643.20	40,643.20	0.00	34,243.14	58.62	208.00	34,509.76
0000304746	SUPV PARKING SERVICES	31,102.50	31,102.50	0.00	30,863.51	837.41	239.25	31,940.17
0000320613	*SERVICEPERSON I (A)	32,281.60	32,281.60	0.00	32,523.40	232.80	0.00	32,756.20
0000322132	*BUS OPERATOR	31,491.20	34,548.80	3,057.60	25,974.79	1,396.32	208.00	27,579.11
0000321797	MECHANICAL ENGINEER VI	81,660.80	81,660.80	0.00	78,520.29	0.00	3,141.00	81,661.29
0000316267	*BUS OPERATOR	40,643.20	40,643.20	0.00	38,601.12	3,599.38	208.00	42,408.50
0000321941	TRANSIT POLICE OFFICER SR	41,641.60	45,032.00	3,390.40	44,816.98	5,771.38	3,247.50	53,835.86
0000302028	*BUS OPERATOR	40,643.20	40,643.20	0.00	40,655.87	1,202.92	676.96	42,535.75
0000315791	ROOF INSPECTOR	53,169.22	53,169.22	0.00	50,715.28	0.00	3,067.89	53,783.17
0000304090	*MOBILITY OPERATOR	30,409.60	30,409.60	0.00	32,111.24	20,411.46	2,620.30	55,143.00
0000307142	SYSTEM SAFETY AUDITOR	78,000.00	78,000.00	0.00	75,000.00	1,600.00	0.00	76,600.00
0000306561	*INSPECTOR	41,662.40	43,118.40	1,456.00	44,063.84	8,881.11	1,858.40	54,803.35
0000321317	CONTRACT EMP ADMIN SUPPORT (DATE LAST EMPLOYED 29-JUN-10)	0.00	0.00	0.00	23,556.00	575.25	0.00	24,131.25
0000317817	TRANSPORTATION PLANNER III	52,650.00	59,612.54	6,962.54	51,160.58	0.00	0.00	51,160.58
0000305742	*AA INSPECTOR	43,804.80	43,804.80	0.00	46,311.19	13,117.89	200.00	59,629.08
0000315281	*BUS OPERATOR	40,643.20	40,643.20	0.00	42,601.29	19,461.10	208.00	62,270.39
0000324719	*JOURNEYMAN ET-TRAIN CONTROL	41,080.00	41,080.00	0.00	31,104.80	2,761.84	200.00	34,066.64
0000302424	MAINTENANCE PLANNER BUS	53,248.00	53,248.00	0.00	53,248.00	204.80	0.00	53,452.80
0000319388	ACCOUNTANT III	55,762.72	55,762.72	0.00	53,618.13	0.00	3,664.53	57,282.66
0000302870	*JOURNEYMAN OVERHAULER	43,804.80	43,804.80	0.00	44,099.56	1,524.22	200.00	45,823.78
0000318012	*RAIL OPERATOR	40,643.20	40,643.20	0.00	41,790.67	8,212.49	208.00	50,211.16
0000303961	*JOURNEYMAN RAIL CAR MECHANIC	43,804.80	43,804.80	0.00	44,134.80	1,271.51	2,727.20	48,133.51
0000319604	*JOURNEYMAN RAIL CAR MECHANIC	42,390.40	43,804.80	1,414.40	43,673.10	378.83	200.00	44,251.93
0000302475	*JOURNEYMAN ET-RAIL CAR MAINT	43,804.80	43,804.80	0.00	44,283.83	1,413.67	200.00	45,897.50
0000323907	HUMAN RESOURCES SPECIALIST	36,777.00	36,777.00	0.00	28,688.50	0.00	0.00	28,688.50
0000302065	*JOURNEYMAN RAIL CAR MECHANIC	42,390.40	43,804.80	1,414.40	44,202.68	6,878.45	200.00	51,281.13
0000322111	*RAIL STATION CLEANER	29,515.20	24,024.00	-5,491.20	29,433.80	12,079.11	1,400.00	42,912.91

MARTOC REPORT

EE NUMBER	TITLE	FY 09	FY 10	DIFFERENCE	REGULAR	OVERTIME	OTHER	TOTAL
		BASE SALARY	BASE SALARY	+/-	EARNINGS	EARNINGS	EARNINGS	EARNINGS
0000302381	*BUS OPERATOR	40,643.20	40,643.20	0.00	41,346.95	17,575.96	2,552.80	61,475.71
0000305668	MECHANICAL ENGINEER IV	63,550.50	63,550.50	0.00	61,106.57	0.00	2,444.25	63,550.82
0000318190	TRANSIT POLICE OFFICER SR	45,032.00	46,841.60	1,809.60	45,022.27	3,828.27	1,082.50	49,933.04
0000315197	*RAIL OPERATOR	40,643.20	40,643.20	0.00	40,428.80	10,432.16	4,116.00	54,976.96
0000321780	*BUS OPERATOR	31,491.20	34,548.80	3,057.60	34,213.99	4,327.26	208.00	38,749.25
0000306020	*BUS OPERATOR	40,643.20	40,643.20	0.00	41,739.87	11,600.47	1,771.20	55,111.54
0000318849	CONTRACT PROFESSIONAL	0.00	0.00	0.00	154,190.00	722.50	0.00	154,912.50
0000317200	*STRUCTURAL INSPECTOR	43,118.40	43,118.40	0.00	43,579.10	4,423.33	0.00	48,002.43
0000322669	*JOURNEYMAN ELEC POWER ELECT	41,392.00	42,390.40	998.40	43,178.07	9,535.12	200.00	52,913.19
0000305683	*JOURNEYMAN RAIL CAR MECHANIC	43,804.80	43,804.80	0.00	44,273.28	1,745.36	2,727.20	48,745.84
0000302809	*AA INSPECTOR	43,804.80	43,804.80	0.00	43,104.51	1,082.02	873.92	45,060.45
0000304675	*AA INSPECTOR	43,804.80	43,804.80	0.00	44,531.27	22,444.81	6,096.80	73,072.88
0000322164	BENEFITS-CUSTOMER SVC REP	40,000.22	40,000.22	0.00	38,462.04	0.00	2,552.34	41,014.38
0000322095	TRANSIT POLICE OFFICER	40,040.00	40,040.00	0.00	40,155.50	13,904.89	0.00	54,060.39
0000317108	*JOURNEYMAN ET-HVAC	43,804.80	43,804.80	0.00	44,099.54	2,021.76	200.00	46,321.30
0000306251	TRANSIT POLICE OFFICER SPECIAL	50,668.80	52,686.40	2,017.60	52,808.23	8,797.52	0.00	61,605.75
0000323598	*BUS OPERATOR	31,491.20	31,491.20	0.00	21,185.34	751.74	208.00	22,145.08
0000322096	ACCOUNTING SPECIALIST II	30,712.50	33,715.50	3,003.00	32,172.45	1,719.55	285.46	34,177.46
0000315131	FARE COLLECTION COORDINATOR OP	48,184.50	48,184.50	0.00	48,370.09	2,492.69	0.00	50,862.78
0000321042	*JOURNEYMAN SUPPORT EQUIPMENT	42,390.40	42,390.40	0.00	42,685.32	4,127.00	200.00	47,012.32
0000323252	*BUS OPERATOR	28,454.40	31,491.20	3,036.80	19,292.74	1,788.96	208.00	21,289.70
0000303438	*BUS OPERATOR	40,643.20	40,643.20	0.00	33,106.71	619.36	208.00	33,934.07
0000323207	TRANSIT POLICE OFFICER SR	40,040.00	43,305.60	3,265.60	40,482.75	28,680.21	3,715.25	72,878.21
0000306541	*RAIL OPERATOR	40,643.20	40,643.20	0.00	41,327.88	22,576.47	208.00	64,112.35
0000304331	*MATERIAL CONTROLLER	40,643.20	42,369.60	1,726.40	41,968.68	3,917.49	0.00	45,886.17
0000303185	*BUS OPERATOR	40,643.20	40,643.20	0.00	38,010.72	1,043.50	208.00	39,262.22
0000302015	*BUS OPERATOR	40,643.20	40,643.20	0.00	40,756.20	8,038.98	3,490.72	52,285.90
0000314952	*TRACK MAINTAINER	43,118.40	43,118.40	0.00	29,840.27	69.99	0.00	29,910.26
0000305205	*SERVICEPERSON I	31,824.00	31,824.00	0.00	32,395.60	7,849.04	3,060.00	43,304.64
0000304020	MGR REVENUE ADMINISTRATION	74,834.76	74,834.76	0.00	71,093.18	0.00	5,181.24	76,274.42
0000323026	*INSPECTOR	40,206.40	40,206.40	0.00	41,395.60	12,352.04	200.00	53,947.64
0000304439	TRANSIT POLICE OFFICER SPECIAL	54,787.20	56,971.20	2,184.00	56,522.72	13,967.22	3,786.67	74,276.61
0000304363	*AA INSPECTOR	43,804.80	43,804.80	0.00	45,658.01	9,784.49	0.00	55,442.50
0000306605	*BUS OPERATOR	40,643.20	40,643.20	0.00	41,747.92	26,165.90	208.00	68,121.82

MARTOC REPORT

EE NUMBER	TITLE	FY 09	FY 10	DIFFERENCE	REGULAR	OVERTIME	OTHER	TOTAL
		BASE SALARY	BASE SALARY	+/-	EARNINGS	EARNINGS	EARNINGS	EARNINGS
0000304371	*MATERIAL CONTROLLER	40,643.20	42,369.60	1,726.40	41,897.43	898.53	798.00	43,593.96
0000304053	*AA INSPECTOR	43,804.80	43,804.80	0.00	38,743.38	9,295.52	200.00	48,238.90
0000304060	*TRACK MAINTAINER	43,118.40	43,118.40	0.00	40,485.15	1,974.58	0.00	42,459.73
0000305360	*BUS OPERATOR	40,643.20	40,643.20	0.00	42,661.21	16,618.98	1,673.50	60,953.69
0000302848	*BUS OPERATOR	40,643.20	40,643.20	0.00	41,336.76	17,305.29	3,334.40	61,976.45
0000322333	*APPRENTICE MECHANIC	35,921.60	39,228.80	3,307.20	37,697.03	2,945.26	887.50	41,529.79
0000320034	*JOURNEYMAN ET-RAIL CAR MAINT	42,390.40	43,804.80	1,414.40	43,329.56	4,742.06	315.56	48,387.18
0000303763	*INSPECTOR	43,118.40	43,118.40	0.00	42,360.00	7,478.50	200.00	50,038.50
0000304531	*BUS OPERATOR	40,643.20	40,643.20	0.00	42,886.24	16,937.80	208.00	60,032.04
0000306233	SCHEDULE DISTRIBUTION CLERK	27,105.00	27,105.00	0.00	26,062.50	979.95	2,397.75	29,440.20
0000322365	*STATION AGENT	31,137.60	33,800.00	2,662.40	33,392.03	9,217.28	0.00	42,609.31
0000321361	*SERVICEPERSON IV	34,008.00	34,008.00	0.00	35,002.91	16,223.43	2,452.50	53,678.84
0000315377	*REPROGRAPHICS SPEC III (DATE LAST EMPLOYED 06-AUG-10)	40,913.60	42,515.20	1,601.60	41,441.72	1,628.10	4,224.01	47,293.83
0000315958	*JOURNEYMAN ET-LABORATORY	43,804.80	43,804.80	0.00	44,112.80	31.59	200.00	44,344.39
0000302730	*C-PT OPERATOR (DATE LAST EMPLOYED 31-MAR-10)	0.00	0.00	0.00	20,952.27	6,212.08	787.08	27,951.43
0000306034	SUPV ACCOUNTING	68,510.00	68,510.00	0.00	65,875.27	0.00	7,311.28	73,186.55
0000325029	TRANSIT POLICE OFFICER SR	40,040.00	40,040.00	0.00	18,480.00	1,588.19	0.00	20,068.19
0000323007	TRANSIT POLICE OFFICER SR	41,641.60	45,032.00	3,390.40	42,438.32	4,562.67	1,601.60	48,602.59
0000304773	CONTRACT PROFESSIONAL	0.00	0.00	0.00	59,881.25	0.00	0.00	59,881.25
0000303355	*BUS OPERATOR	40,643.20	40,643.20	0.00	33,509.98	7,552.69	208.00	41,270.67
0000320556	SR RIGHT OF WAY SPECIALIST	56,747.60	70,963.36	14,215.76	61,946.80	0.00	5,640.45	67,587.25
0000320313	SR BUYER	55,070.34	55,070.34	0.00	52,317.22	0.00	1,270.83	53,588.05
0000303078	*BUS OPERATOR	40,643.20	40,643.20	0.00	41,030.91	1,868.87	208.00	43,107.78
0000305562	SUPV RISK MGMT DATA MAINT	42,684.46	42,684.46	0.00	40,878.63	0.00	164.19	41,042.82
0000316271	*BUS OPERATOR (DATE LAST EMPLOYED 07-APR-10)	40,643.20	40,643.20	0.00	32,729.54	1,649.10	4,897.60	39,276.24
0000304943	*RAIL OPERATOR	40,643.20	40,643.20	0.00	39,196.66	5,418.93	208.00	44,823.59
0000302691	MGR SPECIAL PROJECTS & ANALYSI	84,105.84	84,105.84	0.00	80,871.07	0.00	10,623.23	91,494.30
0000321874	MGR RADIO AFC GATE SYSTEMS	85,482.80	85,482.80	0.00	82,195.24	0.00	0.00	82,195.24
0000304057	*JOURNEYMAN ET-HVAC	43,804.80	43,804.80	0.00	44,104.80	852.94	200.00	45,157.74
0000304991	*JOURNEYMAN ELEC POWER ELECT	43,804.80	43,804.80	0.00	44,700.58	7,611.06	200.00	52,511.64
0000303978	CLAIMS ADJUSTER III-WKRS COMP	59,269.34	59,269.34	0.00	56,989.90	0.00	0.00	56,989.90
0000305816	*INSPECTOR	43,118.40	43,118.40	0.00	37,053.00	3,879.17	200.00	41,132.17
0000322103	*C-BUS OPERATOR (DATE LAST EMPLOYED 31-MAR-10)	29,515.20	30,992.00	1,476.80	23,079.73	7,473.01	396.79	30,949.53
0000320434	*SERVICEPERSON I	31,824.00	31,824.00	0.00	31,583.49	286.89	0.00	31,870.38

MARTOC REPORT

EE NUMBER	TITLE	FY 09	FY 10	DIFFERENCE	REGULAR	OVERTIME	OTHER	TOTAL
		BASE SALARY	BASE SALARY	+/-	EARNINGS	EARNINGS	EARNINGS	EARNINGS
0000322543	*BUS OPERATOR	31,491.20	34,548.80	3,057.60	25,083.28	745.59	208.00	26,036.87
0000305108	*BUS OPERATOR	40,643.20	40,643.20	0.00	41,612.47	7,367.21	5,405.65	54,385.33
0000302704	SUPV RAIL LINE	50,731.20	50,731.20	0.00	46,865.42	9,792.76	2,613.52	59,271.70
0000323522	*BUS OPERATOR	28,454.40	31,491.20	3,036.80	31,868.99	5,388.65	208.00	37,465.64
0000305909	*JOURNEYMAN ET-HVAC	43,804.80	43,804.80	0.00	44,094.27	1,800.65	200.00	46,094.92
0000305620	*AA INSPECTOR	43,804.80	43,804.80	0.00	44,136.41	213.24	200.00	44,549.65
0000306577	*REPROGRAPHICS SPEC II	32,760.00	32,760.00	0.00	32,936.41	1,047.10	0.00	33,983.51
0000302300	*MOBILITY OPERATOR	30,409.60	30,409.60	0.00	30,113.78	5,521.00	208.00	35,842.78
0000319275	*TRACK MAINTAINER	41,662.40	43,118.40	1,456.00	41,812.56	1,648.34	0.00	43,460.90
0000321240	SR DEVELOPMENT ASSOCIATE	72,000.24	72,000.24	0.00	69,231.03	0.00	4,153.50	73,384.53
0000302111	*JOURNEYMAN RAIL CAR MECHANIC	43,804.80	43,804.80	0.00	47,402.82	5,299.26	200.00	52,902.08
0000319274	*JOURNEYMAN ET-HVAC	43,804.80	43,804.80	0.00	44,094.28	47.40	200.00	44,341.68
0000322925	*JOURNEYMAN ET-TRAIN CONTROL	41,392.00	42,390.40	998.40	42,367.97	7,916.69	200.00	50,484.66
0000321023	*BUS OPERATOR (DATE LAST EMPLOYED 31-DEC-09)	37,606.40	37,606.40	0.00	18,446.32	4,839.14	5,631.74	28,917.20
0000320575	*MOBILITY OPERATOR	26,083.20	27,414.40	1,331.20	23,442.73	3,660.53	208.00	27,311.26
0000306341	*RAIL STATION CLEANER	28,412.80	28,412.80	0.00	28,931.36	1,639.20	0.00	30,570.56
0000306012	*BUS OPERATOR	40,643.20	40,643.20	0.00	39,065.74	1,277.97	3,334.40	43,678.11
0000306132	*STATION AGENT	37,169.60	37,169.60	0.00	37,495.73	6,620.88	0.00	44,116.61
0000320016	*BUS OPERATOR	31,491.20	34,548.80	3,057.60	30,135.55	3,460.27	208.00	33,803.82
0000322249	*BUS OPERATOR	31,491.20	34,548.80	3,057.60	33,077.19	4,184.88	208.00	37,470.07
0000323527	*BUS OPERATOR	28,454.40	32,531.20	4,076.80	23,521.41	4,499.71	208.00	28,229.12
0000319158	*STATION AGENT	33,800.00	37,169.60	3,369.60	37,350.43	4,108.08	0.00	41,458.51
0000318109	TRANSIT POLICE OFFICER SR	48,713.60	50,668.80	1,955.20	48,889.25	6,095.09	1,233.30	56,217.64
0000317521	TRANSIT POLICE OFFICER SPECIAL	48,713.60	50,668.80	1,955.20	51,174.88	20,901.97	2,342.00	74,418.85
0000305876	RAIL SERVICES CONTROLLER (DATE LAST EMPLOYED 01-JUN-10)	55,120.00	55,120.00	0.00	31,164.00	0.00	530.00	31,694.00
0000303152	*SERVICEPERSON I	31,824.00	31,824.00	0.00	31,898.40	550.80	3,067.65	35,516.85
0000321926	ENTERPRISE TELE ENGINEER	68,040.96	68,040.96	0.00	65,424.00	0.00	6,280.20	71,704.20
0000323429	*BUS OPERATOR	28,454.40	31,491.20	3,036.80	31,392.60	3,851.79	208.00	35,452.39
0000323612	*BUS OPERATOR	28,454.40	31,491.20	3,036.80	31,024.66	2,260.80	208.00	33,493.46
0000317242	*STATION AGENT	33,800.00	37,169.60	3,369.60	37,032.52	11,768.10	130.00	48,930.62
0000317429	CONFIG MGMT ANALYST	83,000.06	83,000.06	0.00	88,832.27	2,475.00	0.00	91,307.27
0000303133	*BUS OPERATOR	40,643.20	40,643.20	0.00	43,282.40	19,097.74	2,162.00	64,542.14
0000323608	*BUS OPERATOR	28,454.40	31,491.20	3,036.80	31,026.77	3,758.75	208.00	34,993.52
0000305426	*BUS OPERATOR	40,643.20	40,643.20	0.00	41,816.36	8,766.46	208.00	50,790.82
0000304241	*BUS OPERATOR	40,643.20	40,643.20	0.00	35,072.15	749.23	208.00	36,029.38

MARTOC REPORT

EE NUMBER	TITLE	FY 09	FY 10	DIFFERENCE	REGULAR	OVERTIME	OTHER	TOTAL
		BASE SALARY	BASE SALARY	+/-	EARNINGS	EARNINGS	EARNINGS	EARNINGS
0000302327	*RAIL OPERATOR	40,643.20	40,643.20	0.00	41,266.28	18,293.69	1,771.20	61,331.17
0000305215	*BUS OPERATOR	40,643.20	40,643.20	0.00	42,253.24	32,699.39	4,897.60	79,850.23
0000322171	*C-BUS OPERATOR (DATE LAST EMPLOYED 31-MAR-10)	29,515.20	30,992.00	1,476.80	24,563.43	9,758.09	2,735.19	37,056.71
0000306022	*BUS OPERATOR	40,643.20	40,643.20	0.00	41,859.97	7,861.34	208.00	49,929.31
0000321296	PARKING SERVICES ADMINISTRATOR	51,304.50	51,304.50	0.00	49,331.55	0.00	4,045.18	53,376.73
0000315535	*SR TRAFFIC CHECKER	30,950.40	32,427.20	1,476.80	32,769.05	4,462.42	0.00	37,231.47
0000302655	TRANSIT POLICE OFFICER SPECIAL	56,971.20	56,971.20	0.00	57,409.44	8,504.64	0.00	65,914.08
0000303550	*INSPECTOR	43,804.80	43,118.40	-686.40	44,092.74	4,498.40	2,273.00	50,864.14
0000322681	*INSPECTOR	40,643.20	41,267.20	624.00	43,038.96	5,763.57	200.00	49,002.53
0000305896	*BUS OPERATOR	40,643.20	40,643.20	0.00	32,103.45	9,212.25	208.00	41,523.70
0000303212	SUPV FARE COLLECTION OPERATION	49,393.50	49,393.50	0.00	49,393.76	3,058.70	0.00	52,452.46
0000305262	*JOURNEYMAN ET-RAIL CAR MAINT	43,804.80	43,804.80	0.00	44,099.54	31.59	2,200.70	46,331.83
0000324539	*SERVICEPERSON I (A)	30,846.40	30,846.40	0.00	28,644.02	673.44	0.00	29,317.46
0000302842	*BUS OPERATOR	40,643.20	40,643.20	0.00	41,218.64	14,328.30	1,771.20	57,318.14
0000304638	FOREMAN TRACK & STRCT	54,454.40	54,454.40	0.00	54,454.40	18,483.08	4,188.80	77,126.28
0000303989	*BUS OPERATOR	40,643.20	40,643.20	0.00	37,377.11	4,058.35	208.00	41,643.46
0000303655	*SERVICEPERSON V	41,267.20	41,662.40	395.20	41,645.36	1,783.82	1,492.50	44,921.68
0000322574	*SERVICEPERSON VII GROUNDSKEEPR	32,281.60	32,281.60	0.00	32,504.00	838.08	0.00	33,342.08
0000305352	PROGRAM ADMIN MAINT OPERATIONS	76,253.32	76,253.32	0.00	73,320.78	0.00	4,398.75	77,719.53
0000302551	*SERVICEPERSON V	41,662.40	43,118.40	1,456.00	42,630.38	1,577.56	4,919.20	49,127.14
0000314884	CUSTOMER CARE FIELD REP	34,710.00	34,710.00	0.00	27,634.50	0.00	0.00	27,634.50
0000317547	WEB DEVELOPER II	63,557.26	63,557.26	0.00	61,112.86	0.00	5,703.26	66,816.12
0000311292	DISPATCHER RADIO COMMUNICATION	48,588.80	48,588.80	0.00	48,588.80	13,572.16	4,672.00	66,832.96
0000322695	*BUS OPERATOR	31,491.20	34,548.80	3,057.60	33,152.17	3,264.54	208.00	36,624.71
0000321366	*BUS OPERATOR	31,491.20	34,548.80	3,057.60	33,916.24	2,541.92	208.00	36,666.16
0000305449	*JOURNEYMAN BODY REPAIR	43,804.80	43,804.80	0.00	45,094.30	1,342.58	200.00	46,636.88
0000305153	SUPV MOBILITY RESERVATIONS	53,244.88	53,244.88	0.00	50,992.29	0.00	6,950.10	57,942.39
0000317106	DIR RAIL TRANSPORTATION	109,720.26	109,720.26	0.00	105,500.60	0.00	7,371.38	112,871.98
0000303859	*BUS OPERATOR	40,643.20	40,643.20	0.00	41,181.20	17,889.57	2,259.70	61,330.47
0000302356	ASST SUPT MOBILITY DISPATCH	46,312.50	46,312.50	0.00	44,531.64	0.00	3,621.88	48,153.52
0000303451	SUPV BUS & RAIL STORES	55,848.00	55,848.00	0.00	55,848.00	0.00	6,444.00	62,292.00
0000305936	*TRACK WALKER	43,118.40	43,118.40	0.00	49,267.82	2,128.51	1,150.72	52,547.05
0000322539	*BUS OPERATOR	31,491.20	34,548.80	3,057.60	27,350.43	2,609.75	208.00	30,168.18
0000315092	*BUS OPERATOR	40,643.20	40,643.20	0.00	40,905.75	6,222.61	208.00	47,336.36

MARTOC REPORT

EE NUMBER	TITLE	FY 09	FY 10	DIFFERENCE	REGULAR	OVERTIME	OTHER	TOTAL
		BASE SALARY	BASE SALARY	+/-	EARNINGS	EARNINGS	EARNINGS	EARNINGS
0000321620	*BUS OPERATOR	31,491.20	34,548.80	3,057.60	34,620.86	13,186.61	208.00	48,015.47
0000303991	SR CONTRT SPEC PRGM CONTRT MGT	73,048.04	73,048.04	0.00	70,238.75	0.00	0.00	70,238.75
0000308900	C-CONTRACT SUPV BUS MAINT (DATE LAST EMPLOYED 31-MAR-10)	0.00	0.00	0.00	39,390.00	4,509.00	0.00	43,899.00
0000305576	*BUS OPERATOR	40,643.20	40,643.20	0.00	41,725.29	8,372.53	208.00	50,305.82
0000306239	TRANSIT POLICE OFFICER SR	54,787.20	54,787.20	0.00	55,169.13	12,366.68	3,397.86	70,933.67
0000307138	*JOURNEYMAN ET-RADIO MAINT	43,804.80	43,804.80	0.00	44,573.40	8,655.69	200.00	53,429.09
0000317451	CONTRACT PROFESSIONAL	0.00	0.00	0.00	110,546.91	5,375.66	0.00	115,922.57
0000322489	SR CONTRACT SPECIALIST (DATE LAST EMPLOYED 26-MAR-10)	67,998.06	67,998.06	0.00	49,429.67	0.00	4,426.08	53,855.75
0000303980	*SERVICEPERSON I (A)	32,281.60	32,281.60	0.00	32,701.88	3,317.40	4,081.76	40,101.04
0000323431	*BUS OPERATOR	28,454.40	31,491.20	3,036.80	23,245.01	1,276.86	208.00	24,729.87
0000302455	*BUS OPERATOR	40,643.20	40,643.20	0.00	41,197.32	4,783.22	208.00	46,188.54
0000304335	*SERVICEPERSON I	31,824.00	31,824.00	0.00	32,433.83	8,898.96	612.00	41,944.79
0000303059	*SERVICEPERSON V	43,118.40	43,118.40	0.00	43,356.22	1,819.07	5,502.16	50,677.45
0000320831	*BUS OPERATOR	37,606.40	40,643.20	3,036.80	39,068.71	10,921.03	989.60	50,979.34
0000304498	*RAIL OPERATOR	40,643.20	40,643.20	0.00	40,245.49	4,197.89	2,709.12	47,152.50
0000306977	TRANSIT POLICE OFFICER SR	52,686.40	54,787.20	2,100.80	53,050.65	11,649.53	2,533.00	67,233.18
0000306614	ACCOUNTING SPECIALIST II	36,972.00	36,972.00	0.00	35,550.00	711.00	952.56	37,213.56
0000323661	*SERVICEPERSON I (A)	29,182.40	30,846.40	1,664.00	30,570.40	732.33	0.00	31,302.73
0000303446	TRANSIT POLICE SERGEANT	65,936.00	65,936.00	0.00	68,139.15	14,300.73	951.00	83,390.88
0000304918	*JOURNEYMAN RAIL CAR MECHANIC	43,804.80	43,804.80	0.00	44,099.54	15.80	200.00	44,315.34
0000323622	*BUS OPERATOR	31,491.20	31,491.20	0.00	22,459.44	1,194.58	208.00	23,862.02
0000306340	*BUS OPERATOR	40,643.20	40,643.20	0.00	41,116.67	2,608.41	989.60	44,714.68
0000303199	ORG LEARNING SPECIALIST III	60,204.30	60,204.30	0.00	57,889.07	0.00	2,315.25	60,204.32
0000305241	*BUS OPERATOR	40,643.20	40,643.20	0.00	40,953.91	1,563.48	208.00	42,725.39
0000303704	*CUSTOMER INFORMATION OPERATOR	31,699.20	31,699.20	0.00	31,123.90	3,011.17	0.00	34,135.07
0000306277	SUPT RAIL CAR MAINT (DATE LAST EMPLOYED 01-MAR-10)	73,634.60	73,634.60	0.00	49,561.92	0.00	9,946.74	59,508.66
0000304204	*BUS OPERATOR	40,643.20	40,643.20	0.00	41,504.22	6,502.23	676.96	48,683.41
0000306147	*BUS OPERATOR	40,643.20	40,643.20	0.00	35,021.41	1,168.61	208.00	36,398.02
0000322938	PERFORMANCE ANALYST	66,700.40	66,700.40	0.00	61,430.73	0.00	256.54	61,687.27
0000303877	*BUS OPERATOR	40,643.20	40,643.20	0.00	41,200.99	6,473.54	208.00	47,882.53
0000319049	*SERVICEPERSON I (A)	32,281.60	32,281.60	0.00	23,589.16	314.28	0.00	23,903.44
0000305519	SUPV PARKING SERVICES	28,957.50	28,957.50	0.00	28,957.76	908.87	1,670.63	31,537.26
0000321871	AUDITOR II	36,608.00	52,099.32	15,491.32	48,107.73	0.00	200.40	48,308.13
0000304785	*BUS OPERATOR	40,643.20	40,643.20	0.00	41,502.61	6,894.77	3,334.40	51,731.78

MARTOC REPORT

EE NUMBER	TITLE	FY 09	FY 10	DIFFERENCE	REGULAR	OVERTIME	OTHER	TOTAL
		BASE SALARY	BASE SALARY	+/-	EARNINGS	EARNINGS	EARNINGS	EARNINGS
0000303465	*JOURNEYMAN RAIL CAR MECHANIC	43,804.80	43,804.80	0.00	44,872.98	2,645.67	200.00	47,718.65
0000305434	*RAIL OPERATOR	40,643.20	40,643.20	0.00	42,258.30	8,266.44	2,396.48	52,921.22
0000302840	SUPV PARKING SERVICES (DATE LAST EMPLOYED 15-MAR-10)	34,242.00	34,242.00	0.00	25,681.50	439.00	4,135.38	30,255.88
0000302938	SCHEDULE ANALYST III	49,583.82	51,743.64	2,159.82	48,549.21	0.00	1,652.95	50,202.16
0000315438	AUDIT COORDINATOR	45,430.58	45,430.58	0.00	43,683.62	0.00	0.00	43,683.62
0000323597	*MOBILITY OPERATOR	23,358.40	23,358.40	0.00	22,173.70	1,705.69	208.00	24,087.39
0000305145	MGR SYSTEM SAFETY PROGRAMS	101,822.24	101,822.24	0.00	97,906.29	0.00	15,339.63	113,245.92
0000304929	*BUS OPERATOR	40,643.20	40,643.20	0.00	39,177.44	1,166.57	208.00	40,552.01
0000302953	TRANSIT POLICE OFFICER SR	54,787.20	54,787.20	0.00	49,479.69	11,043.11	0.00	60,522.80
0000306442	*BUS OPERATOR	40,643.20	40,643.20	0.00	41,890.28	5,155.44	440.14	47,485.86
0000304268	*BUS OPERATOR	40,643.20	40,643.20	0.00	41,024.32	9,621.39	6,460.80	57,106.51
0000321947	*BUS OPERATOR (DATE LAST EMPLOYED 12-APR-10)	31,491.20	34,548.80	3,057.60	26,911.63	3,627.02	817.09	31,355.74
0000304176	*JOURNEYMAN SUPPORT EQUIPMENT	43,804.80	43,804.80	0.00	43,894.22	1,816.43	200.00	45,910.65
0000321224	TRANSIT POLICE OFFICER SPECIAL	46,841.60	48,713.60	1,872.00	47,614.16	32,302.91	4,143.60	84,060.67
0000325097	MGR RETAIL DEV & CONCESSIONS	95,000.10	95,000.10	0.00	39,096.30	0.00	0.00	39,096.30
0000303734	*RAIL OPERATOR	40,643.20	40,643.20	0.00	41,258.33	7,656.19	1,614.88	50,529.40
0000303145	*BUS OPERATOR	40,643.20	40,643.20	0.00	32,349.32	658.34	0.00	33,007.66
0000318974	RESEARCH SURVEYOR	0.00	0.00	0.00	18,501.00	3,951.00	0.00	22,452.00
0000305939	CUSTOMER CARE REP	39,663.00	39,663.00	0.00	38,137.50	0.00	0.00	38,137.50
0000321098	*BUS OPERATOR	34,548.80	37,606.40	3,057.60	29,715.59	784.81	208.00	30,708.40
0000321356	*INSPECTOR	41,267.20	41,392.00	124.80	39,084.17	13,337.25	3,706.20	56,127.62
0000321411	*BUS OPERATOR	31,491.20	34,548.80	3,057.60	29,584.15	2,377.25	208.00	32,169.40
0000303916	COMPUTER OPERATOR III	40,852.50	40,852.50	0.00	39,585.28	3,393.95	3,586.23	46,565.46
0000305583	TRANSIT POLICE OFFICER SR	54,787.20	54,787.20	0.00	55,485.23	10,193.61	1,475.04	67,153.88
0000304280	FOREMAN PAINT SHOP FACILITIES	54,993.54	54,993.54	0.00	54,993.69	2,220.91	7,403.20	64,617.80
0000321602	*RAIL STATION CLEANER	31,824.00	28,412.80	-3,411.20	25,865.11	163.92	0.00	26,029.03
0000320449	CONTRACT EMP ADMIN SUPPORT	0.00	0.00	0.00	22,093.50	760.50	0.00	22,854.00
0000322496	TRANSIT POLICE OFFICER SR	40,040.00	43,305.60	3,265.60	42,340.06	12,929.04	0.00	55,269.10
0000303168	BUS/RAIL APC AFC ANALYST III	59,618.00	59,618.00	0.00	57,325.39	0.00	1,625.11	58,950.50
0000303125	MAINTENANCE PLANNER BUS	54,995.20	54,995.20	0.00	54,995.20	5,750.70	6,345.60	67,091.50
0000304134	TRANSIT POLICE SERGEANT	65,936.00	65,936.00	0.00	68,662.20	39,157.50	2,789.60	110,609.30
0000302110	*BUS OPERATOR	40,643.20	40,643.20	0.00	39,038.81	6,302.65	208.00	45,549.46
0000303920	*BUS OPERATOR	40,643.20	40,643.20	0.00	41,317.36	9,291.32	208.00	50,816.68
0000319937	*SERVICEPERSON I	31,824.00	31,824.00	0.00	32,223.46	206.56	1,315.80	33,745.82
0000304349	CONTRACTS ADMINISTRATOR SR	69,281.94	69,281.94	0.00	66,617.62	0.00	3,908.30	70,525.92

MARTOC REPORT

EE NUMBER	TITLE	FY 09 BASE SALARY	FY 10 BASE SALARY	DIFFERENCE +/-	REGULAR EARNINGS	OVERTIME EARNINGS	OTHER EARNINGS	TOTAL EARNINGS
0000319098	ACCOUNTANT III	55,762.72	55,762.72	0.00	53,618.09	0.00	3,906.11	57,524.20
0000302833	DEPARTMENT ADMINISTRATOR	59,340.58	59,340.58	0.00	57,058.33	0.00	6,177.29	63,235.62
0000306119	*BUS OPERATOR	40,643.20	40,643.20	0.00	43,010.10	21,505.49	2,083.84	66,599.43
0000323699	*SERVICEPERSON I (A)	30,846.40	32,281.60	1,435.20	28,772.62	222.45	0.00	28,995.07
0000305230	HUMAN RESOURCES PROC COORD	50,779.56	50,779.56	0.00	48,826.74	0.00	2,929.50	51,756.24
0000305810	*BUS OPERATOR	40,643.20	40,643.20	0.00	41,394.40	623.80	1,771.20	43,789.40
0000304528	*BUS OPERATOR	40,643.20	40,643.20	0.00	42,326.31	40,221.19	4,799.90	87,347.40
0000311506	*CUSTOMER INFORMATION OPERATOR	27,352.00	27,352.00	0.00	25,020.02	9,930.31	0.00	34,950.33
0000320150	*STATION AGENT	31,137.60	37,169.60	6,032.00	32,847.98	1,656.21	0.00	34,504.19
0000305188	*BUS DISPATCHER (BLOCKOUT)	41,662.40	41,662.40	0.00	39,815.83	345.58	0.00	40,161.41
0000324278	POLICE ADMINISTRATOR	55,580.20	55,580.20	0.00	53,442.52	0.00	1,068.75	54,511.27
0000320529	DBE COORDINATOR	46,522.06	46,522.06	0.00	44,732.94	0.00	0.00	44,732.94
0000302534	*BUS OPERATOR	40,643.20	40,643.20	0.00	42,030.52	13,883.12	989.60	56,903.24
0000304305	*BUS OPERATOR (DATE LAST EMPLOYED 01-MAY-10)	40,643.20	40,643.20	0.00	36,300.00	17,660.35	4,311.40	58,271.75
0000319966	*RAIL STATION CLEANER	28,412.80	28,412.80	0.00	29,532.40	6,351.90	0.00	35,884.30
0000321357	FOREMAN BUILDINGS SUPP EQUIP	53,248.00	53,248.00	0.00	53,248.00	3,353.60	2,048.00	58,649.60
0000318193	TRANSIT POLICE OFFICER SPECIAL	46,841.60	50,668.80	3,827.20	48,095.33	12,683.30	5,476.80	66,255.43
0000302790	*BUS OPERATOR	40,643.20	40,643.20	0.00	40,684.32	698.34	208.00	41,590.66
0000302940	*BUS OPERATOR	40,643.20	40,643.20	0.00	39,672.40	411.61	208.00	40,292.01
0000320338	MGR REGIONAL PLANNING & ANALYS	81,094.00	81,094.00	0.00	77,975.27	0.00	0.00	77,975.27
0000318107	TRANSIT POLICE OFFICER SPECIAL	46,841.60	50,668.80	3,827.20	50,329.61	20,681.68	2,071.80	73,083.09
0000304050	PLANNER ELECTRICAL MAINTENANCE (DATE LAST EMPLOYED 01-FEB-10)	59,966.40	59,966.40	0.00	36,671.76	1,902.80	7,270.35	45,844.91
0000319661	*BUS OPERATOR	34,548.80	37,606.40	3,057.60	35,434.65	5,277.86	208.00	40,920.51
0000304284	SUPT RAIL TRANSPORTATION	68,985.28	68,985.28	0.00	68,985.33	0.00	19,273.26	88,258.59
0000305586	*STATION AGENT	37,169.60	37,169.60	0.00	37,996.13	4,388.05	3,359.56	45,743.74
0000302579	*SERVICEPERSON I (A)	32,281.60	32,281.60	0.00	32,371.00	162.96	0.00	32,533.96
0000303641	*BUS OPERATOR	40,643.20	40,643.20	0.00	39,455.06	5,498.09	208.00	45,161.15
0000321430	*SERVICEPERSON I (A)	32,281.60	32,281.60	0.00	32,585.48	34.92	0.00	32,620.40
0000316208	FOREMAN COMPUTER MAINTENANCE	53,830.40	53,830.40	0.00	53,830.40	15,618.58	1,035.20	70,484.18
0000305659	*JOURNEYMAN ELEC POWER ELECT	43,804.80	43,804.80	0.00	44,312.00	1,042.50	200.00	45,554.50
0000303676	*APPRENTICE MECHANIC	35,921.60	39,228.80	3,307.20	36,064.86	2,159.53	0.00	38,224.39
0000321413	*BUS OPERATOR	31,491.20	34,548.80	3,057.60	33,988.65	10,188.39	208.00	44,385.04
0000304161	CONTRACT PROFESSIONAL	0.00	0.00	0.00	45,766.00	8,599.50	0.00	54,365.50
0000324538	*SERVICEPERSON I (A)	30,846.40	30,846.40	0.00	28,633.50	42.09	0.00	28,675.59

MARTOC REPORT

EE NUMBER	TITLE	FY 09	FY 10	DIFFERENCE	REGULAR	OVERTIME	OTHER	TOTAL
		BASE SALARY	BASE SALARY	+/-	EARNINGS	EARNINGS	EARNINGS	EARNINGS
0000320483	*MATERIAL CONTROLLER	38,937.60	39,769.60	832.00	38,614.55	2,791.89	0.00	41,406.44
0000321542	*BUS OPERATOR	31,491.20	34,548.80	3,057.60	34,525.12	1,705.50	208.00	36,438.62
0000323674	*BUS OPERATOR	31,491.20	31,491.20	0.00	21,333.10	872.10	208.00	22,413.20
0000303669	OFFICE ADMINISTRATOR II	44,044.26	51,021.88	6,977.62	46,644.45	0.00	0.00	46,644.45
0000317860	*BUS OPERATOR	40,643.20	40,643.20	0.00	41,225.09	6,242.57	2,376.94	49,844.60
0000303488	*BUS OPERATOR	40,643.20	40,643.20	0.00	36,455.66	3,847.35	208.00	40,511.01
0000317776	*STATION AGENT	37,169.60	37,169.60	0.00	37,929.08	25,746.30	1,429.60	65,104.98
0000303405	SUPV CAR REPAIR INSPECTION	57,054.40	57,054.40	0.00	55,957.21	10,697.72	6,583.20	73,238.13
0000302909	*REVENUE AGENT	41,308.80	41,308.80	0.00	40,891.74	997.97	3,733.68	45,623.39
0000303608	*BUS OPERATOR	40,643.20	40,643.20	0.00	41,126.86	11,650.55	2,943.60	55,721.01
0000305807	*JOURNEYMAN ET-RAIL CAR MAINT	43,804.80	43,804.80	0.00	43,162.38	1,216.23	1,042.40	45,421.01
0000322666	*BUS OPERATOR	31,491.20	34,548.80	3,057.60	32,895.35	3,082.35	208.00	36,185.70
0000303173	*BUS DISPATCHER (BLOCKOUT)	41,392.00	41,662.40	270.40	43,596.85	11,681.02	0.00	55,277.87
0000305756	*RAIL OPERATOR	40,643.20	40,643.20	0.00	40,946.40	12,256.98	208.00	53,411.38
0000304825	*BUS OPERATOR	40,643.20	40,643.20	0.00	42,358.24	18,229.76	1,640.87	62,228.87
0000315035	*BUS OPERATOR	40,643.20	40,643.20	0.00	41,914.69	4,157.44	1,771.20	47,843.33
0000303144	SUPV BUS MAINTENANCE	53,248.00	53,248.00	0.00	53,248.00	18,086.40	0.00	71,334.40
0000305607	*STATION AGENT	37,169.60	37,169.60	0.00	37,527.01	21,752.34	2,144.40	61,423.75
0000302566	*JOURNEYMAN AUTOMOTIVE TECH	43,804.80	43,804.80	0.00	44,320.04	12,225.41	2,727.20	59,272.65
0000320768	*JOURNEYMAN SUPPORT EQUIPMENT	41,080.00	42,390.40	1,310.40	41,979.65	523.39	200.00	42,703.04
0000321373	*BUS OPERATOR	31,491.20	34,548.80	3,057.60	34,726.45	5,531.01	208.00	40,465.46
0000303274	*RAIL OPERATOR	40,643.20	40,643.20	0.00	40,725.07	1,466.75	208.00	42,399.82
0000302369	TRANSIT POLICE LIEUTENANT	63,752.00	66,310.40	2,558.40	64,342.43	7,607.58	3,727.20	75,677.21
0000316340	*REVENUE AGENT	41,308.80	41,308.80	0.00	41,100.28	849.03	158.88	42,108.19
0000306060	TRANSIT POLICE OFFICER SR	54,787.20	54,787.20	0.00	52,824.87	8,593.44	7,530.16	68,948.47
0000304636	RAIL SERVICES CONTROLLER	58,323.20	58,323.20	0.00	57,411.90	2,986.26	3,140.48	63,538.64
0000304410	*MOBILITY OPERATOR	30,409.60	30,409.60	0.00	28,366.52	2,236.97	208.00	30,811.49
0000319072	*BUS OPERATOR	28,454.40	31,491.20	3,036.80	31,754.05	3,602.02	208.00	35,564.07
0000303192	*BUS OPERATOR	40,643.20	40,643.20	0.00	40,637.44	893.18	2,455.10	43,985.72
0000315162	*BUS OPERATOR	40,643.20	40,643.20	0.00	41,293.30	4,314.20	208.00	45,815.50
0000315012	*JOURNEYMAN ELEC POWER ELECT	43,804.80	43,804.80	0.00	44,652.87	15,687.98	200.00	60,540.85
0000305556	*BUS OPERATOR	40,643.20	40,643.20	0.00	43,349.19	11,014.79	208.00	54,571.98
0000304070	*BUS OPERATOR	40,643.20	40,643.20	0.00	40,942.43	7,644.20	989.60	49,576.23
0000322202	*C-BUS OPERATOR (DATE LAST EMPLOYED 31-MAR-10)	29,515.20	30,992.00	1,476.80	24,463.04	7,040.48	1,828.38	33,331.90
0000304084	TRANSIT POLICE SERGEANT	58,614.40	60,964.80	2,350.40	60,305.96	5,648.34	2,254.40	68,208.70

MARTOC REPORT

EE NUMBER	TITLE	FY 09	FY 10	DIFFERENCE	REGULAR	OVERTIME	OTHER	TOTAL
		BASE SALARY	BASE SALARY	+/-	EARNINGS	EARNINGS	EARNINGS	EARNINGS
0000306136	*TRANSPORTATION ASSISTANT	31,699.20	31,699.20	0.00	31,643.58	45.73	3,200.40	34,889.71
0000315064	*BUS OPERATOR	40,643.20	40,643.20	0.00	41,375.62	8,550.12	6,070.00	55,995.74
0000305259	*BUS OPERATOR	40,643.20	40,643.20	0.00	40,711.60	11,718.54	208.00	52,638.14
0000320319	*RAIL STATION CLEANER	28,412.80	28,412.80	0.00	22,359.74	1,762.14	0.00	24,121.88
0000322492	*RAIL STATION CLEANER	26,894.40	28,412.80	1,518.40	28,354.35	4,773.47	0.00	33,127.82
0000303693	EXECUTIVE ADMINISTRATOR	65,826.02	65,826.02	0.00	63,294.67	0.00	4,304.40	67,599.07
0000306036	*TRACK WALKER	43,118.40	43,118.40	0.00	43,848.63	3,529.34	0.00	47,377.97
0000318043	*RAIL STATION CLEANER	28,412.80	28,412.80	0.00	29,115.80	2,253.92	0.00	31,369.72
0000316415	*BUS OPERATOR	37,606.40	40,643.20	3,036.80	30,910.38	286.47	208.00	31,404.85
0000302962	*INSPECTOR	43,118.40	43,118.40	0.00	45,409.49	10,424.73	200.00	56,034.22
0000304113	*MATERIAL CONTROLLER	42,369.60	42,369.60	0.00	42,856.30	320.83	162.96	43,340.09
0000303702	*AA INSPECTOR	43,804.80	43,804.80	0.00	44,189.04	505.47	200.00	44,894.51
0000320035	*JOURNEYMAN ET-RAIL CAR MAINT	42,390.40	43,804.80	1,414.40	43,288.81	834.32	200.00	44,323.13
0000317826	*STATION AGENT	33,800.00	37,169.60	3,369.60	34,566.13	10,025.00	130.00	44,721.13
0000302929	*BUS OPERATOR	40,643.20	40,643.20	0.00	38,760.74	1,922.18	208.00	40,890.92
0000303716	SUPV BUS TRANSPORTATION	52,644.80	52,644.80	0.00	52,644.80	30,118.92	4,049.60	86,813.32
0000302698	*BUS OPERATOR	40,643.20	40,643.20	0.00	41,115.45	14,204.11	208.00	55,527.56
0000318744	*CUSTOMER INFORMATION OPERATOR (DATE LAST EMPLOYED 26-APR-10)	31,699.20	31,699.20	0.00	26,703.08	2,280.32	695.86	29,679.26
0000304441	TRANSIT POLICE OFFICER SR	54,787.20	54,787.20	0.00	54,787.20	3,931.29	6,848.40	65,566.89
0000302169	*BUS OPERATOR	40,643.20	40,643.20	0.00	41,598.49	9,999.78	208.00	51,806.27
0000305183	DISPATCHER MOBILITY	39,811.20	39,811.20	0.00	39,801.64	659.38	765.60	41,226.62
0000302201	INSTRUCTOR RAIL OPERATIONS	64,188.80	64,188.80	0.00	61,720.00	0.00	0.00	61,720.00
0000316311	*TRACK MAINTAINER (DATE LAST EMPLOYED 13-APR-10)	43,118.40	43,118.40	0.00	27,893.40	124.41	0.00	28,017.81
0000302161	BREEZE CARD SPECIALIST	38,306.58	38,306.58	0.00	36,833.48	0.00	0.00	36,833.48
0000318740	SR EXECUTIVE ADMINISTRATOR	69,117.36	69,117.36	0.00	66,459.16	0.00	3,721.91	70,181.07
0000323701	*SERVICEPERSON I (A)	29,182.40	30,846.40	1,664.00	30,058.40	505.08	622.67	31,186.15
0000323946	SR REGIONAL PLANNER	70,076.50	70,076.50	0.00	67,381.39	0.00	0.00	67,381.39
0000316028	SUPV CAR REPAIR INSPECTION	53,248.00	53,248.00	0.00	53,248.00	13,081.60	3,603.72	69,933.32
0000302013	*JOURNEYMAN ET-TRAIN CONTROL	43,804.80	43,804.80	0.00	44,752.43	14,902.64	200.00	59,855.07
0000303028	*SERVICEPERSON V	43,118.40	43,118.40	0.00	43,490.97	1,383.73	6,219.00	51,093.70
0000302609	LINE SUPERVISOR	53,497.60	53,497.60	0.00	53,291.84	26,170.10	4,423.84	83,885.78
0000304401	*JOURNEYMAN ET-RAIL CAR MAINT	39,603.20	41,080.00	1,476.80	40,089.83	502.26	200.00	40,792.09
0000319030	*BUS OPERATOR	37,606.40	40,643.20	3,036.80	40,881.86	4,802.14	716.04	46,400.04
0000320107	TRANSIT POLICE OFFICER SR	46,841.60	48,713.60	1,872.00	46,605.37	18,821.88	450.40	65,877.65

MARTOC REPORT

EE NUMBER	TITLE	FY 09	FY 10	DIFFERENCE	REGULAR	OVERTIME	OTHER	TOTAL
		BASE SALARY	BASE SALARY	+/-	EARNINGS	EARNINGS	EARNINGS	EARNINGS
0000303905	*JOURNEYMAN SUPPORT EQUIPMENT	43,804.80	43,804.80	0.00	44,315.40	9,113.74	3,748.61	57,177.75
0000305242	*BUS OPERATOR	40,643.20	40,643.20	0.00	36,466.51	1,482.86	208.00	38,157.37
0000306638	*BUS OPERATOR	40,643.20	40,643.20	0.00	42,058.29	26,810.67	2,841.80	71,710.76
0000316658	*BUS OPERATOR	37,606.40	40,643.20	3,036.80	38,646.56	8,477.34	208.00	47,331.90
0000303021	SUPV RAIL YARD TOWER	52,686.40	52,686.40	0.00	52,686.40	1,221.95	3,039.60	56,947.95
0000303134	*STRUCTURAL INSPECTOR	43,118.40	43,118.40	0.00	43,418.43	5,379.49	4,353.30	53,151.22
0000322356	*PT TRAFFIC CHECKER	0.00	0.00	0.00	19,255.20	3,808.44	0.00	23,063.64
0000323247	*BUS OPERATOR	28,454.40	31,491.20	3,036.80	32,003.75	6,565.66	208.00	38,777.41
0000306640	*JOURNEYMAN ELEC POWER ELECT	43,804.80	43,804.80	0.00	44,069.65	811.25	3,148.40	48,029.30
0000306624	*RAIL OPERATOR	40,643.20	40,643.20	0.00	41,080.03	2,339.02	208.00	43,627.05
0000305085	*BUS OPERATOR	40,643.20	40,643.20	0.00	42,497.85	19,787.30	208.00	62,493.15
0000317324	*JOURNEYMAN SUPPORT EQUIPMENT	43,804.80	43,804.80	0.00	44,626.05	5,259.78	621.20	50,507.03
0000321221	TRANSIT POLICE OFFICER	43,305.60	45,032.00	1,726.40	44,906.72	13,396.73	0.00	58,303.45
0000320853	*SERVICEPERSON I (A)	32,281.60	32,281.60	0.00	32,581.60	1,396.80	155.20	34,133.60
0000303296	*AA INSPECTOR	43,804.80	43,804.80	0.00	44,678.69	10,993.42	2,727.20	58,399.31
0000320590	*BUS OPERATOR	37,606.40	40,643.20	3,036.80	39,747.41	4,434.42	1,708.64	45,890.47
0000303095	*RAIL STATION CLEANER	28,412.80	28,412.80	0.00	28,888.36	7,130.52	1,092.80	37,111.68
0000305029	*SERVICEPERSON IV	34,008.00	34,008.00	0.00	33,343.45	8,694.25	0.00	42,037.70
0000306256	*AA INSPECTOR	43,804.80	43,804.80	0.00	44,389.14	1,848.06	200.00	46,437.20
0000302874	*RAIL OPERATOR	40,643.20	40,643.20	0.00	40,743.04	4,928.60	208.00	45,879.64
0000306145	LINE SUPERVISOR	43,368.00	43,368.00	0.00	43,368.01	11,196.53	5,004.00	59,568.54
0000305298	SUPV BUS MAINTENANCE	60,361.60	60,361.60	0.00	60,361.60	22,696.55	13,000.96	96,059.11
0000305893	SUPT RAIL LINE	64,802.14	64,802.14	0.00	62,309.76	0.00	8,457.19	70,766.95
0000304524	SUPV RAIL LINE	52,790.40	52,790.40	0.00	52,536.60	12,867.67	7,106.40	72,510.67
0000322235	*MOBILITY OPERATOR	23,358.40	24,564.80	1,206.40	24,480.92	9,857.86	208.00	34,546.78
0000303047	*BUS OPERATOR	40,643.20	40,643.20	0.00	40,632.83	10,751.58	208.00	51,592.41
0000303962	*BUS OPERATOR	40,643.20	40,643.20	0.00	41,205.91	3,910.66	2,774.19	47,890.76
0000310614	TRANS RESEARCH SPECIALIST III (DATE LAST EMPLOYED 02-JUL-10)	54,359.24	54,359.24	0.00	52,115.45	0.00	2,365.07	54,480.52
0000302047	*RAIL OPERATOR	40,643.20	40,643.20	0.00	41,975.32	6,486.13	2,536.39	50,997.84
0000304566	FARE COLLECTION PROCESSOR	28,450.50	28,450.50	0.00	28,742.58	481.50	547.13	29,771.21
0000302472	*TRACK MAINTAINER	43,118.40	43,118.40	0.00	42,117.70	2,674.23	0.00	44,791.93
0000322174	*C-BUS OPERATOR (DATE LAST EMPLOYED 31-MAR-10)	29,515.20	30,992.00	1,476.80	24,633.12	10,060.63	2,161.69	36,855.44
0000320354	LD BREEZE CARD FULFILLMENT AGT	31,921.50	31,921.50	0.00	30,694.00	208.72	1,227.76	32,130.48
0000302893	*RAIL OPERATOR	40,643.20	40,643.20	0.00	41,153.75	5,919.57	2,058.84	49,132.16
0000302709	*BUS OPERATOR	40,643.20	40,643.20	0.00	25,942.75	3,700.73	0.00	29,643.48

MARTOC REPORT

EE NUMBER	TITLE	FY 09	FY 10	DIFFERENCE	REGULAR	OVERTIME	OTHER	TOTAL
		BASE SALARY	BASE SALARY	+/-	EARNINGS	EARNINGS	EARNINGS	EARNINGS
0000305631	*BUS OPERATOR	40,643.20	40,643.20	0.00	37,293.89	632.28	208.00	38,134.17
0000302664	*RAIL OPERATOR	40,643.20	40,643.20	0.00	41,065.10	1,543.59	208.00	42,816.69
0000321371	*BUS OPERATOR (DATE LAST EMPLOYED 09-MAR-10)	31,491.20	34,548.80	3,057.60	24,016.73	2,670.07	1,049.63	27,736.43
0000322684	*BUS OPERATOR	31,491.20	34,548.80	3,057.60	23,996.96	199.32	208.00	24,404.28
0000303776	*BUS OPERATOR	40,643.20	40,643.20	0.00	41,314.41	13,983.63	208.00	55,506.04
0000305718	MGR AUDIT	82,772.56	82,772.56	0.00	79,589.01	0.00	0.00	79,589.01
0000304879	SUPV PARKING SERVICES	35,782.50	35,782.50	0.00	35,782.76	376.19	2,752.51	38,911.46
0000304790	*RAIL OPERATOR	40,643.20	40,643.20	0.00	43,579.61	5,091.81	208.00	48,879.42
0000303365	*RAIL OPERATOR	40,643.20	40,643.20	0.00	40,883.03	1,688.04	208.00	42,779.07
0000305484	SR WARRANTY COORDINATOR	57,401.76	57,401.76	0.00	55,194.09	0.00	6,624.00	61,818.09
0000302176	*BUS OPERATOR	40,643.20	40,643.20	0.00	37,464.82	711.38	208.00	38,384.20
0000304960	RIDESTORE ASSISTANT	29,172.00	29,172.00	0.00	29,037.36	761.84	7,293.00	37,092.20
0000304065	*BUS OPERATOR	40,643.20	40,643.20	0.00	40,717.39	5,268.86	208.00	46,194.25
0000324941	AUDITOR I	37,706.50	37,706.50	0.00	20,235.86	0.00	0.00	20,235.86
0000306875	CIVIL ENGINEER VI	84,189.04	84,189.04	0.00	80,627.63	0.00	323.80	80,951.43
0000315397	*MOBILITY OPERATOR	23,358.40	23,358.40	0.00	20,433.99	168.52	208.00	20,810.51
0000304639	DIR TRAINING	99,185.58	99,185.58	0.00	95,371.02	0.00	0.00	95,371.02
0000302593	SUPV BUS TRANSPORTATION	48,048.00	48,048.00	0.00	48,048.00	11,677.05	0.00	59,725.05
0000315279	*BUS OPERATOR	40,643.20	40,643.20	0.00	40,763.10	4,559.56	2,921.92	48,244.58
0000319677	*JOURNEYMAN RAIL CAR MECHANIC	42,390.40	43,804.80	1,414.40	42,864.72	3,955.35	200.00	47,020.07
0000302359	*JOURNEYMAN ET-RAIL CAR MAINT	43,804.80	43,804.80	0.00	42,862.26	979.29	200.00	44,041.55
0000322969	TRANSIT POLICE OFFICER SR	38,500.80	41,641.60	3,140.80	40,023.00	13,194.91	0.00	53,217.91
0000317289	DEPARTMENT ADMINISTRATOR	55,580.20	55,580.20	0.00	53,442.59	0.00	3,938.99	57,381.58
0000322042	*MOBILITY OPERATOR	23,358.40	24,564.80	1,206.40	22,541.21	921.88	208.00	23,671.09
0000302921	BREEZE CARD SPECIALIST	38,306.58	38,306.58	0.00	36,833.54	0.00	736.50	37,570.04
0000317717	*STATION AGENT	33,800.00	37,169.60	3,369.60	36,110.45	6,181.16	0.00	42,291.61
0000304718	*MOBILITY OPERATOR	30,409.60	30,409.60	0.00	31,089.46	2,401.46	208.00	33,698.92
0000303160	*INSPECTOR	43,118.40	43,118.40	0.00	43,948.68	7,960.42	1,651.10	53,560.20
0000314429	*BUS OPERATOR	40,643.20	40,643.20	0.00	40,490.94	1,182.48	208.00	41,881.42
0000322147	SUPV BUS MAINTENANCE	52,104.00	52,104.00	0.00	51,903.60	11,172.42	951.90	64,027.92
0000303987	*RAIL OPERATOR	40,643.20	40,643.20	0.00	42,182.91	9,412.44	208.00	51,803.35
0000316210	TRANSIT POLICE OFFICER SPECIAL	52,686.40	54,787.20	2,100.80	54,966.24	8,804.00	0.00	63,770.24
0000304292	*MATERIAL CONTROLLER LEAD	43,659.20	43,659.20	0.00	44,902.92	9,374.75	0.00	54,277.67
0000318103	TRANSIT POLICE OFFICER SR	46,841.60	48,713.60	1,872.00	47,872.51	5,419.55	749.44	54,041.50

MARTOC REPORT

EE NUMBER	TITLE	FY 09	FY 10	DIFFERENCE	REGULAR	OVERTIME	OTHER	TOTAL
		BASE SALARY	BASE SALARY	+/-	EARNINGS	EARNINGS	EARNINGS	EARNINGS
0000302831	INSURANCE SPECIALIST	50,251.50	50,251.50	0.00	48,319.00	0.00	3,640.02	51,959.02
0000321787	MGR EQUAL OPP CONFLICT RESOLUT (DATE LAST EMPLOYED 07-JAN-10)	80,000.18	80,000.18	0.00	44,307.95	0.00	4,669.22	48,977.17
0000302975	ACCOUNTANT III	58,520.80	58,520.80	0.00	56,270.04	0.00	5,534.76	61,804.80
0000303667	*BUS DISPATCHER (BLOCKOUT)	41,662.40	41,662.40	0.00	42,800.81	17,974.47	0.00	60,775.28
0000323706	*BUS OPERATOR	31,491.20	31,491.20	0.00	21,726.52	587.31	208.00	22,521.83
0000305495	SUPT STATION SERVICES	60,595.08	60,595.08	0.00	58,264.53	0.00	10,486.13	68,750.66
0000302395	*INSPECTOR	43,118.40	43,118.40	0.00	42,038.22	279.86	200.00	42,518.08
0000304288	TRANSIT POLICE SERGEANT	65,936.00	65,936.00	0.00	66,332.25	18,283.10	8,115.20	92,730.55
0000303700	TRAIN CONTROL ENGINEER	68,995.16	68,995.16	0.00	66,341.80	0.00	6,439.16	72,780.96
0000303515	PLANNER COMM COMPTR & FARECOLL	52,686.40	52,686.40	0.00	52,559.76	0.00	5,066.00	57,625.76
0000306330	*BUS OPERATOR	40,643.20	40,643.20	0.00	39,136.72	2,687.82	208.00	42,032.54
0000306568	GEN SUPT BUS MAINT (DATE LAST EMPLOYED 01-MAY-10)	81,343.60	81,343.60	0.00	64,136.31	0.00	22,122.43	86,258.74
0000304378	*BUS OPERATOR	40,643.20	40,643.20	0.00	33,287.97	3,337.59	208.00	36,833.56
0000306365	FARE COLLECTION ASST	28,879.50	28,879.50	0.00	28,751.23	88.87	0.00	28,840.10
0000318964	*RAIL STATION CLEANER	25,500.80	26,894.40	1,393.60	26,871.68	1,666.56	103.44	28,641.68
0000322158	GIS ANALYST	63,557.26	63,557.26	0.00	61,112.81	0.00	3,666.38	64,779.19
0000306178	*ADMIN CLERK	31,699.20	31,699.20	0.00	31,070.55	177.17	0.00	31,247.72
0000304593	ACCOUNTANT III	59,178.86	59,178.86	0.00	56,902.88	0.00	5,690.63	62,593.51
Total Number Of Employees								4516

